

## 2013 Arizona Football Media Guide

### Quick Facts

The University of Arizona	Tucson, Ariz. 85721
President	Ann Weaver Hart
Director of Athletics	Greg Byrne
Deputy Director of Athletics	Rocky LaRose
Faculty Representative	Jory Hancock
Enrollment	40,200
Athletic Ticket Office	520-621-2287; 800-452-2287
Athletics Web Site	ArizonaWildcats.com
University Web Site	Arizona.edu

This material was prepared to assist writers and broadcasters in coverage of Arizona football during the 2013 season. Photography and cover design by Luke Adams, J&L Photo. The University of Arizona is an Equal Opportunity institution committed to a policy of affirmative action. Compiled by Molly O'Mara, Blair Willis, Cory Walton and Ryan Dunn of the Arizona Athletics Communication Services office.

### Contents

Table of Contents, General Information	1-2
2013 Football Outlook	3-4
2013 Rosters	5-8
Head Coach Rich Rodriguez	9
Coordinators, Assistant Coaches, Support Staff	10-17
Player Biographies	18-30
2013 Series Records	31-32
2012 Season in Review, Statistics	33-49
Arizona vs. All-Time Opponents	50-51
Year-by-Year Coaching Records, All-Time Assistants	51-53
Year-by-Year Scores	54-60
UA on Television	60-61
Arizona in the NFL	61-64
Honors and Awards	65-71
All-Time Lettermen Records	72-77
Arizona Traditions	78-94
Arizona Stadium	95
Bowl Game History	98
Pac-12 Conference, 2013-14 Bowls	95-97
Arizona Sports Hall of Fame	99-101
	102

### Football Coaches/Staff Directory

Rich Rodriguez	Head Coach, Second Year (8-5)
Calvin Magee	Assoc. Head Coach/Co-Offensive Coordinator/ Running Backs, Second Year
Rod Smith	Co-Offensive Coordinator/Quarterbacks, Second Year
Jeff Casteel	Defensive Coordinator/Linebackers, Second Year
Matt Caponi	Asst. Coach/Safeties, First Year
Tony Dews	Asst. Coach/Receivers, Second Year
Bill Kirelawich	Asst. Coach/Defensive Line, Second Year
David Lockwood	Asst. Coach/Cornerbacks, Second Year
Jim Michalczik	Asst. Coach/Offensive Line, First Year
Charlie Ragle	Asst. Coach/Tight Ends, First Year
Matt Dudek	Director of On-Campus Recruiting and Player Personnel, Second Year
Mike Parrish	Director of Operations, Second Year
Billy Kirelawich	Assistant Director of Operations, Second Year
Jahmile Addae	Operations Coordinator, First Year
Andrew Warsaw	Operations Coordinator, First Year
Chris Allen	Assoc. AD/Director Strength and Conditioning, Second Year
Parker Whiteman	Director of Skill Development, Second Year
Vincent Amey	Asst. Strength and Conditioning Coach, Second Year
Ovid Goulbourne	Asst. Strength and Conditioning Coach, Second Year
Troy Ramsey	Asst. Strength and Conditioning Coach, First Year
Mike DiAngelo	Defensive Graduate Assistant, First Year
Casey Vance	Defensive Graduate Assistant, First Year
Lee Coleman	Offensive Graduate Assistant, Second Year
Cory Zirbel	Offensive Graduate Assistant, Second Year
Miguel Reveles	Intern, First Year
Tim Cummins	Video Coordinator
Brian Riden	Asst. Video Coordinator
Melissa Melendez	Administrative Associate to Rodriguez
Ana Verdin	Administrative Associate for Recruiting
Erica Hirsch	Administrative Assistant for Operations
Krisanne Ryther	Administrative Associate for Operations

### 2013 Arizona Football Schedule

Date	Opponent	Time, TV
Aug. 30	Northern Arizona	7 p.m., Pac-12 Networks
Sept. 7	at UNLV	7:30 p.m., CBS Sports Net
Sept. 14	UTSA	TBA, Pac-12 Networks
Sept. 28	at Washington*	TBA
Oct. 10	at USC*	7:30 p.m., Fox Sports 1
Oct. 19	Utah* (Family Weekend)	TBA
Oct. 28	at Colorado*	TBA
Nov. 2	at California*	TBA
Nov. 9	UCLA* (Homecoming)	TBA
Nov. 16	Washington State*	TBA
Nov. 23	Oregon*	TBA
Nov. 30	at Arizona State*	TBA

All times local to site.

\*Pac-12 game



# 2013 Arizona Football Media Guide

## Communication Services

Director	Jeremy Sharpe
Associate Director	Molly O'Mara (Primary Football, WGLF) O: (520) 621-4283 C: (520) 444-1068 E: momara@arizona.edu
Associate Director	Cory Walton (MBB, MGLF)
Assistant Director	Blair Willis (Secondary Football, BA) O: (520) 621-0914 C: (520) 419-2979 E: bmw23@arizona.edu
Assistant Director	Susie Epp (WBB, WTN)
Assistant	Ryan Dunn (VB, S&D, SVB)
Office Phone	(520) 621-4163
Office Fax	(520) 621-2681
Arizona Stadium Press Box	(520) 621-2801; (520) 621-2803
Mailing Address	McKale Center, Room 106 University of Arizona 1 National Championship Dr. Tucson AZ 85721-0096

## Pac-12 Enterprises

Headquartered in San Francisco's SOMA district, Pac-12 Enterprises is the new content and multiplatform media company for the Pac-12 Conference, a leader in collegiate athletics that includes 12 of the most prestigious universities in the world. Claiming an incredible 127 NCAA team titles since 1999-2000, including eight in 2012-13, the Pac-12 has earned its preeminent position as the "Conference of Champions."

Pac-12 Enterprises was created in 2011 to develop and launch the Pac-12 Networks and Pac-12 Digital, and to control the distribution of the Pac-12 intellectual property rights in sports, and other Conference initiatives.

The Pac-12 Networks is a full-time linear network available to cable, satellite and telephone companies, dedicated solely to the Pac-12. It will consist of a national network and six regional feeds that will provide 24/7 access to Pac-12 teams and universities. The networks will televise more than 800 live sporting events annually and will showcase 12 Conference Championship events each year.

The Pac-12 Digital group encompasses the digital network, mobile, the university websites, social media, and innovative digital programs across the company.

As part of the Conference's globalization initiative, Pac-12 Enterprises plans to extend Pac-12 programming to international audiences, especially in the Pacific Rim, where the Conference already enjoys wide recognition for the quality of its athletic competition and for the prestige of its member universities' academic and research programs.

Pac-12 Enterprises is committed to diversity and gender equality in the workplace. We encourage applications from women and people of diverse ethnic, racial, and cultural backgrounds. Pac-12 Enterprises is proud to be an Equal Opportunity Employer.

## Arizona On Air

IMG with Citadel Broadcasting Company uses KCUB 1290AM in Tucson as the flagship station for originating radio broadcasts, augmented by KCUB's 100,000-watt sister FM station, KHYT 107.5FM, in Southern Arizona. Additionally, IMG partnered with Lotus' KTKT 990AM ESPN Deportes in 2007 to originate Spanish-language radio broadcasts for all football, the majority of men's basketball and selected women's basketball, baseball and softball games.

Arizona's director of broadcasting, Brian Jeffries has served as the voice of the Wildcats in game broadcasts of UA football, basketball and baseball since Arizona's 1986 Aloha Bowl football appearance. During the 2004 season, former UA running back Lamont Lovett began his color analyst career on the football broadcasts.

## Media Policies and Procedures

### Media Information

Molly O'Mara and Blair Willis of Arizona Athletics Communication Services will assist media throughout the season in its coverage of Arizona football including issuing a weekly news release, daily news items, home game statistical packages, administering news conferences, practice and press box operations, credentialing and road-game access, among other services. Any questions about media policies should be directed to Associate Director of Communication Services Molly O'Mara at momara@arizona.edu or (520) 621-4283.

### Practice

Coverage of football practice stipulates consent with restrictions on reporting formations, strategies, special personnel shifts or injuries without prior questions directed to and answered by head coach Rich Rodriguez.

### Credentials

Credentials will be issued to professional members of media outlets that regularly cover Arizona Athletics and to regional, national or visiting professional journalists. Internet entities may or may not qualify for credentials and will be considered on a case-by-case basis.

### Usage

Usage of imagery, audio and video taken at Arizona Athletics events is restricted to editorial purposes; these guidelines are covered in materials issued to reporters, editors and photographers upon receipt of credentials and/or access. They include guidelines on live Internet reporting, notably live description of statistical and/or play-by-play and uses of visual imagery, rules strengthened for televised games.

### Facilities Access for Media

The team locker room, sports medicine center and strength and conditioning center are off limits to media unless special arrangements have been made through Molly O'Mara.

## Arizona Football Media

Arizona Daily Star	(520) 573-4145/azstarnet.com Ryan Finley, sports editor, rfinley@azstarnet.com Greg Hansen, columnist, ghansen@azstarnet.com Daniel Berk, football beat, dberk@azstarnet.com Patrick Finley, Pac-12 football beat, pfinley@azstarnet.com
Arizona Daily Wildcat	(520) 621-7581/wildcat.arizona.edu sports@wildcat.arizona.edu
Associated Press, Phoenix	(602) 258-8934 Bob Baum, rbaum@ap.org John Marshall, jmarshall@ap.org
Arizona Republic, Phoenix	(602) 444-8222/azcentral.com Doug Haller, football beat, doug.haller@arizonarepublic.com
TucsonCitizen.com	tucsoncitizen.com Anthony Gimino, agimino@comcast.net
KGUN-TV, Tucson	(520) 290-7730/kgun9.com Jason Barr, Sports Director (520) 744-6397/kold.com
KOLD-TV, Tucson	Damien Alameda, Sports Director (520) 884-4641/kvoa.com TBA, Sports Director
KVOA-TV, Tucson	
FOX Sports Arizona	(602) 257-9500/foxsportsarizona.com Steve Rivera, Staff Writer (520) 661-5302, steve.rivera95@gmail.com

## 2013 Arizona Football Media Guide

### 2013 Outlook

Conference	Pac-12
Southern Division	Arizona, ASU, Colorado, UCLA, USC, Utah
Northern Division	California, Oregon, Oregon State, Stanford, Washington, Washington State
Nickname	Wildcats
Colors	Cardinal and Navy (PMS 200 and 281)
Stadium (Capacity), Field	Arizona Stadium (56,037), FieldTurf
Returning Lettermen	49
Head Coach	Rich Rodriguez, Second Year (8-5)
Offensive Formation	Multiple Spread
Defensive Formation	3-3-5



Head Coach Rich Rodriguez

Many college coaches believe players make the most significant improvements of their careers in the transition from their freshman to sophomore seasons. As Rich Rodriguez enters his second season at Arizona, the plan is for the Wildcat program to progress similarly with a year of stability now that expectations are firmly in place.

In Rodriguez's first season, the Wildcats took some outsiders by surprise with an 8-5 campaign that was capped by a thrilling last-minute victory over Nevada at the Gildan New Mexico Bowl. To those close to the program, however, the initial success was a byproduct of a winning blueprint that Rodriguez has used to amass 128 career victories.

By and large, Arizona won its eight games a year ago with a record-setting offense that gained more than 6,000 yards for the first time in school history. The unit was led by one of the nation's leaders in total offense (quarterback Matt Scott), a consensus All-American running back (Ka'Deem Carey) and an All-Pac-12 receiver (Austin Hill).

The impetus behind the offensive surge was Rodriguez's trademark no-huddle offense that stresses tempo not just on game day but in every facet of the program. The Wildcats ran 1,082 plays a year ago – fourth-most in the nation – and recorded 381 first downs. Both were new school records.

The explosive offense led the Wildcats to impressive regular-season victories over No. 18 Oklahoma State (59-38) and No. 10 USC (39-36) in Tucson. Those marquee wins, Rodriguez explained, gave the Arizona program relevancy on the national stage.

Even so, the offense sputtered at times and the defense struggled all year to slow down opposing offenses. Just as the Wildcats knocked off the Cowboys and the Trojans, they lost to three nationally-ranked teams on the road, including No. 3 Oregon (49-0), No. 18 Stanford (54-48, OT) and No. 25 UCLA (66-10).

High-scoring affairs and nail-biters proved to be the typical recipe for Wildcat football games a year ago, and perhaps no game illustrated that fact better than the bowl victory over the Wolf Pack.

Arizona trailed 48-35 with 1:48 left in the game. After a touchdown, a successful onside kick recovery and another touchdown, the Wildcats escaped with an improbable one-point victory that set an optimistic tone for the offseason.

Thanks to the late heroics in Albuquerque, Rodriguez's initial squad finished with eight wins, which matched the most single-season victories for an Arizona team since 1998. But perhaps more importantly, the Wildcats went 5-2 over their final seven games to hint that bigger and better things might be on the horizon.

The bowl victory rolled into a successful signing day in February when Rodriguez announced his first full recruiting class. From there, spring football provided the typical, if not necessary, time to put into place the plans to improve entering the 2013 season.

As spring turned to summer in the Old Pueblo, the finishing touches were put on the Lowell-Stevens Football Facility which will be the centerpiece of Arizona football for years to come. The five-story building houses all football-specific facilities, including a weight room, locker room, coaches offices, a cafeteria and new medical and equipment service departments.

The facility also completes one of the most significant improvement phases of Arizona Stadium's 85-plus year history. In addition to enclosing the 56,037 seat facility on the north end, new Field-Turf was installed this past summer and one of the nation's largest video boards was added to the south end before the start of the 2011 season.

Indeed, the future is bright for Arizona. Rodriguez and Co., coupled with state-of-the-art facilities, have the Wildcats positioned to go from an occasional challenger to a perennial contender in the Pac-12 Conference.

### OFFENSE

Arizona again figures to lean on its offense to carry much of the load in 2013. The talent and experience are in place for similar, if not better, numbers than a year ago. But there are some holes to fill.

The most pressing concern for the Wildcats will be choosing a quarterback to take over for Scott, a fifth-year senior who thrived in his first year in Rodriguez's system, which is orchestrated by coordinators Calvin Magee and Rod Smith. Scott had a strong, accurate arm and was a threat to hurt defenses with his feet as well. He was only the second Arizona quarterback to account for 4,000 total offense yards in a season.

The candidates to win the job are senior B.J. Denker, junior college transfer Jesse Scroggins, redshirt freshman Javelle Allen and incoming true freshman Anu Solomon. Denker saw limited time as the backup a year ago but did engineer the Wildcats to a 56-31 homecoming victory over Colorado last November in his only start.

After Denker, the other three have no Pac-12 game experience. Scroggins, who possess a strong arm, initially attended USC from 2010-11 before playing at El Camino College last fall. Allen spent his first collegiate season studying the offense and running the scout team, while Solomon enrolled this summer and arrives as a highly touted prep player.

Whoever calls the signals will have the benefit of working behind an experienced offensive line, even if four key contributors were lost to graduation a year ago. Senior Chris Putton is as versatile of a player as you will find with knowledge to play any position on the line. He boasts 19 career starts and will team with bookend tackles Fabbians Ebbele and Mickey Baucus who have a combined 50 starts between them.

New offensive line coach Jim Michalczyk, who comes from conference rival California, will have the task of molding some younger players into prominent roles. Sophomore Jacob Arzouman, who contended for a starting role last year before an injury in fall camp ended his season, will join senior Eric Bender-Ramsey as two possible candidates. Additionally, sophomore Cayman Bundage, who played significantly as a true freshman, and redshirt freshmen T.D. Gross and Beau Boyster will surely be in the mix.



Running Back Ka'Deem Carey

## 2013 Arizona Football Media Guide

Behind the line will be one nation's top backfields. Ka'Deem Carey returns for his junior season looking to improve upon his school record and nation's best 1,929 rushing yards a season ago. A physical runner with tremendous balance and vision, Carey is a mismatch for almost any defense with his ability to also catch the ball out of the backfield.

Not to be overshadowed, however, is graduate senior Daniel Jenkins, who flirted with the possibility of transferring to be the featured back elsewhere. After being away from the team in the spring, Jenkins returned to the program at the start of summer and will immediately contend for his own time in the backfield. A talented and well-liked player in his own right, Jenkins rushed for 293 yards and two touchdowns a year ago.

Sophomore Jared Baker, perhaps the fastest running back in the stable, is also poised for a breakout when his chances come. Senior Kylan Butler has game experience and is an industrious worker, while several highly talented players in the incoming freshman class will also vie for playing time.

On the outside, it was a case of good news, bad news for the Wildcats this spring. The good news was that senior Terrence Miller was granted a fifth year of eligibility by the NCAA after filing a medical hardship waiver due to significant missed time over multiple seasons. Miller offers necessary leadership qualities and a 6-foot-4, sure-handed frame that will help ease in a new starting quarterback.

Unfortunately, All-America candidate Austin Hill was lost indefinitely with an ACL injury in the final days of spring ball. As a sophomore, Hill shredded opposing defenses for 1,364 yards and 11 touchdowns. His play-making abilities will be missed, especially early in the year, but a return in the second half of the season should not be ruled out.

Taking the place of Hill will likely be sophomore David Richards, a big, rangy target at 6-foot-4. As a redshirt freshman, Richards hauled in 29 passes and scored three touchdowns mostly as a backup. His future is bright and he could put up big numbers as a more prominent target in the offense.

Two speedy, elusive players emerged last season. Sophomore Johnny Jackson caught 25 passes and junior Garic Wharton, a former sprinter, caught 19 – most of which were in the season's final games.

Redshirt freshman Trey Griffey and Clive Georges will compete for spots as well, as the Wildcats frequently rotate receivers. Reinforcements are also plentiful in the recruiting class signed last February.

### DEFENSE

Make no mistake, the numbers were not pretty a year ago. A new coaching staff, a new scheme, lack of depth and injuries snowballed into a season that statistically ranked as one of the worst in school history.

Coordinator Jeff Casteel's fortunes may be turning, however. This year his unit has more depth and experience, but most importantly, knowledge of his 3-3-5 system that frequently morphs into a 3-4 or a 4-3 depending on opposing personnel and formation.

Anchoring the defense will be senior middle linebacker Jake Fischer, who led the club with 119 tackles in his first season back from ACL surgery. He will team with Marquis Flowers, who successfully made the conversion from safety to linebacker last fall en route to a 100-tackle season of his own.

The Wildcats were overmatched at the third linebacker position where redshirt freshman walk-on Sir Thomas Jackson started 12 games and true freshmen C.J. Dozier and Dakota Conwell were relied up as backups. Further complicating matters, promising sophomore Hank Hobson was riddled with injuries much of the year. While the growing pains were rough at times a year ago, they should pay dividends for the trio this season with a year of experience under their belts.

Safety Jared Tevis



The secondary will return nearly its entire personnel, including veteran cornerbacks Shaquille Richardson, Jonathan McKnight and Derrick Rainey, who combined for 26 starts a year ago. At the three safety positions, Jared Tevis, Tra'Mayne Bondurant and Jourdon Grandon combined for 33 starts.

Depth in experience and talent will be improved, too. Instead of Wayne Capers Jr. and Will Parks playing as true freshman, they'll contend for starting roles as battle-tested sophomores. In the spring, senior letterman Richard Morrison switched to cornerback after three years as a receiver. He took to the position change nicely and impressed onlookers. He figures to provide more options for coaches as they let the starting positions sort themselves out in training camp.

Up front, Arizona returns most of its key contributors and will trot out a much stronger unit physically after a full offseason in strength coach Chris Allen's program. A sturdier presence in the run game and an improved pass-rush are key areas for development.

Senior nose tackles Tevin Hood and Sione Tuihalamaka give the Wildcats a stout starting place. The two played almost all of the snaps on the interior last season and will again be asked to do so.

On the outside, juniors Dan Pettinato, Reggie Gilbert and Kirifi Taula have combined for 25 career starts, while senior Justin Washington has 18 of his own. Redshirt freshmen Kyle Kelley and Dwight Melvin have added strength and will contend in their first seasons of active duty.

Expect Casteel and his defensive staff to give a hard look at several incoming freshman as they look to beef up the defense and get the best athletes on the field.

### SPECIAL TEAMS

Arizona will be looking to bolster its special teams after a steady but not spectacular season a year ago. Rodriguez and new special teams coach Charlie Ragle, an operations assistant on staff last season, see special teams as a game-changing area.

The first task will be replacing punter Kyle Dugandzic and place kicker John Bonano, who were each consistent in their respective trades. Dugandzic averaged 43.2 yards per punt a year ago – a top-10 mark at the school – and was effective in changing field position. Meanwhile, Bonano handled all placekicking duties, including kickoffs, and set a program record for placekickers with 102 points scored.

The only punter on the roster in the spring was Drew Riggelman, who did show a stronger and more consistent leg. Competition is expected to arrive in the fall.

At placekicker, senior Jake Smith returns from an ACL injury sustained last fall that kept him out all of last season. He was competing with Bonano for the starting job last year and figures to be a top option now that he has returned healthy. Sophomore Casey Skowron, who joined the team as the backup after Smith's injury a year ago, also will compete.

The Wildcats welcome back both of their long snappers – Chase Gorham and Brian Chacon – who did a steady job splitting the long and short snapping duties, respectively.

Arizona will also look to bolster its return game. Morrison handled punt return duties for much of last season and had a 63-yard touchdown but expect an open competition across the board with some of the younger players in the program.

Several veterans have experience returning kickoffs, including running backs Baker and Jenkins, as well as Johnny Jackson. But expect open competition here as well.

### SCHEDULE

Arizona's schedule opens up nicely as it seeks to establish a starting quarterback and plug some holes on each side of the ball. Non-conference games against Northern Arizona, UNLV and UTSA may not offer the name recognition as some recent foes but each team figures, on paper, to be much stronger than a year ago.

Whether that three-week stretch is truly a break-in period or not, the schedule ramps up in earnest. Even so, two well-timed bye weeks will help the Wildcats settle into Pac-12 play.

The first bye week of the year comes before conference action begins at Washington on September 28. Then, a second bye week will allow the Wildcats to gear up for a Thursday night showdown at USC on Oct. 10.

From there, Arizona plays four of its next six Pac-12 games at home, including three in November against UCLA, Washington State and Oregon.

The unbalanced schedule sees Stanford and Oregon State drop from the slate, while California and Washington State are added.

Arizona closes the regular season against its rival in the annual Territorial Cup on Nov. 30 in Tempe before hopefully participating in a bowl game for the fifth time in the last six years.

## 2013 Arizona Football Media Guide

### 2013 Arizona Alphabetical Roster (Aug. 7, 2013)

\*has used redshirt year; +non-scholarship

No.	Name	Pos.	Ht.	Wt.	Yr.	Exp.	Hometown (High School/Previous College)
27	Jamar Allah	FS	6-1	193	So.	1L	Phoenix, Ariz. (North Canyon HS)
94	Calvin Allen	DL	6-6	250	Fr.	HS	Albuquerque, N.M. (La Cueva HS)
9	Javelle Allen	QB	6-2	223	Fr.*	SQ	Prosper, Texas (Prosper HS)
78	Jacob Alsadek	OL	6-7	325	Fr.	HS	San Diego, Calif. (Torrey Pines HS)
67	Alec Anderson	OL	6-4	285	Fr.*	SQ+	Goodyear, Ariz. (Millennium HS)
71	Alex Arnaud	LS	6-0	235	Fr.	HS+	Tucson, Ariz. (Salpointe Catholic HS)
74	Jacob Arzouman	OL	6-5	271	So.*	SQ	Tucson, Ariz. (Salpointe Catholic HS)
1	Derek Babiash	CB	6-1	175	Fr.	HS	Poway, Calif. (Poway HS)
23	Jared Baker	RB	5-8	191	So.*	1L	Los Angeles, Calif. (Loyola HS)
92	Jack Banda	DL	6-3	225	Fr.	HS	Grayson, Ga. (Grayson HS)
68	Mickey Baucus	OL	6-8	305	Jr.*	2L	Mundelein, Ill. (Carmel Catholic HS)
69	Eric Bender-Ramsay	OL	6-6	331	Sr.*	2L	Carson, Calif. (Narbonne HS)
21	Tra'Mayne Bonurant	S	5-10	188	Jr.	2L	Vallejo, Calif. (Fairfield HS)
59	Beau Boyster	OL	6-4	264	Fr.*	SQ	Temecula, Calif. (St. John Bosco HS)
46	Blake Brady	S	5-11	195	Jr.*	2L	Orange, Calif. (Servite HS)
11	Connor Brewer	QB	6-2	205	Fr.*	TR	Scottsdale, Ariz. (Chaparral HS/Texas)
60	Luca Bruno	DL	6-4	280	Fr.	HS	Oak Park, Calif. (Oak Park HS)
61	Cayman Bundage	OL	6-2	261	So.	1L	Oklahoma City, Okla. (Douglass HS)
3	Keoni Bush-Loo	LB	6-4	229	So.	1L	Ewa Beach, Hawaii (Kamehameha HS)
2	Kylan Butler	RB	5-7	183	Sr.*	1L	Antioch, Calif. (De La Salle HS)
12	Wayne Capers Jr.	S	6-1	201	So.	1L	Pittsburgh, Pa. (Chartiers Valley HS)
25	Ka'Deem Carey	RB	5-10	196	Jr.	2L	Tucson, Ariz. (Canyon del Oro HS)
63	Brian Chacon	LS	6-3	246	Sr.	2L	Cypress, Calif. (Cypress HS)
35	Clint Cochrane	S	6-0	186	Fr.*	SQ+	Tucson, Ariz. (Canyon del Oro HS)
24	Dakota Conwell	LB	6-2	217	So.	1L	Pittsburgh, Pa. (Upper St. Clair HS)
83	Michael Cooper	TE	6-5	246	Jr.	2L	The Woodlands, Texas (The Woodlands HS)
4	Pierre Cormier	RB	5-10	180	Fr.	HS	San Diego, Calif. (Madison HS)
87	Donte' Cretain	WR	5-6	150	Fr.	HS+	San Diego, Calif. (Horizon Christian Academy)
95	Gerhard De Beer	DL	6-7	250	Fr.	HS+	Pretoria, South Africa (Afrikaanse Hoër Seunskool)
7	B.J. Denker	QB	6-3	173	Sr.	1L	Torrance, Calif. (North Torrance HS/Cerritos College)
9	C.J. Dozier	LB	6-2	205	So.	1L	San Diego, Calif. (Chaparral HS)
25	Ryan Dunn	LB	6-3	210	Fr.	HS	Alamo, Calif. (San Ramon Valley HS)
73	Fabbians Ebbele	OL	6-8	309	Jr.*	2L	Chicago, Ill. (Simeon HS)
24	Paul Elvira	WR	6-0	188	Fr.	HS	Hayden, Ariz. (Marcos de Niza HS)
20	Trevor Ermisch	WR	6-2	177	Jr.	2L+	Phoenix, Ariz. (Sandra Day O'Connor HS)
64	Faitelele Faafoi	OL	6-4	321	So.*	1L	Tustin, Calif. (Tustin HS)
33	Jake Fischer	LB	6-0	222	Sr.*	3L	Oro Valley, Ariz. (Ironwood Ridge HS)
48	Jack Flatau	K/P	5-8	165	Fr.	HS+	Oceanside, Calif. (El Camino HS)
2	Marquis Flowers	LB	6-3	229	Sr.	3L	Phoenix, Ariz. (Millennium HS)
52	Vaughn Fontana	OL	6-0	275	Fr.	HS+	Tucson, Ariz. (Cienega HS)
13	Adam Friederichsen	QB	6-0	195	Fr.	HS+	Encinitas, Calif. (Rancho Cucamonga HS)
81	Clive Georges	WR	6-1	168	Fr.*	SQ	Key West, Fla. (Key West HS)
84	Reggie Gilbert	DL	6-4	264	Jr.	2L	Laveen, Ariz. (Fairfax HS)
50	Chase Gorham	LS	6-3	230	Jr.*	2L+	Scottsdale, Ariz. (Chaparral HS)
26	Jourdon Grandon	FS	6-0	192	Jr.*	2L	Avondale, Ariz. (Westview HS)
10	Samajie Grant	WR	5-9	171	Fr.	HS	Compton, Calif. (Colony HS)
34	Zach Green	RB	5-10	220	Fr.	HS	Miami, Fla. (Saint Bonaventure HS [Calif.]
49	Haden Gregory	LB	6-2	225	Jr.	TR+	San Pedro, Calif. (Palos Verdes Peninsula HS/Long Beach C.C.)
5	Trey Griffey	WR	6-3	190	Fr.*	SQ	Orlando, Fla. (Dr. Phillips HS)
70	T.D. Gross	OL	6-6	277	Fr.*	SQ	San Diego, Calif. (Santana HS)
56	Steven Gurrola	OL	6-2	288	Jr.	TR	Phoenix, Ariz. (Washington HS/Glendale C.C.)
37	Carter Hehr	S	5-10	175	Fr.	HS+	Fontana, Wis. (Big Foot HS)
65	Zach Hemmila	OL	6-3	318	Fr.*	SQ	Chandler, Ariz. (Chandler HS)
29	Austin Hill	WR	6-3	210	Jr.*	2L	Corona, Calif. (Eleanor Roosevelt HS)
19	Hank Hobson	LB	6-3	236	Jr.	2L	Bakersfield, Calif. (Stockdale HS)
13	Devin Holiday	CB	5-10	170	Fr.	HS	San Diego, Calif. (Mission Hills HS)
98	Tevin Hood	DL	6-0	293	Sr.	1L	Chandler, Ariz. (Hamilton HS/Duke/USD)
76	Austin Hyatt	OL	6-5	273	Fr.	HS+	San Diego, Calif. (St. Augustine HS)
57	Cody Ippolito	LB	6-2	230	So.	SQ	Paradise Valley, Ariz. (Chaparral HS)
14	Nick Isham	QB	6-0	190	So.*	TR+	Calabasas, Calif. (Westlake HS/Louisiana Tech)
30	Johnny Jackson	WR	5-10	176	So.*	1L	San Diego, Calif. (St. Augustine HS)
53	Sir Thomas Jackson	LB	6-0	205	So.*	1L	Seattle, Wash. (O'Dea HS)
3	Daniel Jenkins	RB	5-9	197	Sr.*	3L	Moreno Valley, Calif. (Rancho Verde HS)
14	Tellas Jones	S	6-0	189	Fr.*	TR	Miami, Fla. (Booker T. Washington HS/Fort Scott C.C.)
27	Terris Jones	RB	5-7	182	Jr.*	SQ+	Long Beach, Calif. (California HS)
99	Kyle Kelley	DL	6-3	250	Fr.*	SQ	Irvine, Calif. (Woodbridge HS)
39	Brogan Kemmerly	S	6-0	190	Fr.	HS+	Tucson, Ariz. (Salpointe Catholic HS)
17	Josh Kern	TE	6-5	205	Fr.*	SQ	San Antonio, Texas (Clark HS)
44	Brian Keyes	LB	6-1	230	Fr.	HS+	Surprise, Ariz. (Shadow Ridge HS)
82	Aaron Lacombe	WR	6-3	205	Fr.	HS+	Westlake Village, Calif. (Crespi Carmelite HS)
28	Anthony Lopez	S	5-11	208	So.	1L	West Milford, N.J. (Mesquite HS [Ariz.]
77	Lene Maiava	OL	6-5	281	So.*	1L	Tafuna, American Samoa (Tafuna HS)
47	Jake Matthews	LB	6-3	215	Fr.	HS+	Tucson, Ariz. (Ironwood Ridge HS)
15	Jarvis McCall Jr.	S	6-2	195	Fr.	HS	Tampa, Fla. (Armwood HS)
15	Khari McGee	QB	6-3	204	Fr.	HS	Fresno, Calif. (Edison HS)
6	Jonathan McKnight	CB	5-11	161	Jr.*	2L	River Ridge, La. (John Curtis HS)
97	Dwight Melvin	DL	6-1	273	Fr.*	SQ	Phoenix, Ariz. (Fairfax HS)
42	Bret Miller	K/P	6-0	195	Fr.	HS+	San Clemente, Calif. (San Clemente HS)
32	DeAndre Miller	LB	6-3	219	Fr.	HS	Buckeye, Ariz. (Buckeye Union HS)
18	Terrence Miller	WR	6-4	234	Sr.*	3L	Moreno Valley, Calif. (Rancho Verde HS)
88	RJ Morgan	S	6-1	217	Fr.	HS	Central Point, Ore. (Crater HS)
8	Richard Morrison	CB	5-11	174	Sr.*	3L	Royse City, Texas (Royse City HS)
40	Brendan Murphy	CB	5-11	176	Sr.	1L+	New Hartford, N.Y. (Chaparral HS [Ariz.]/Air Force/Glendale C.C.)
19	DaVonte' Neal	WR	5-10	176	So.	TR	Akron, Ohio (Chaparral HS [Ariz.]/Notre Dame)

## 2013 Arizona Football Media Guide

No.	Name	Pos.	Ht.	Wt.	Yr.	Exp.	Hometown (High School/Previous College)
11	William Parks	S	6-1	184	So.	1L	Philadelphia, Pa. (Germantown HS)
90	Dan Pettinato	DL	6-5	258	Jr.*	2L	Grass Valley, Calif. (Nevada Union HS)
6	Nate Phillips	WR	5-7	171	Fr.	HS	Chandler, Ariz. (Basha HS)
85	Drake Pierre	WR	5-9	175	Fr.	HS+	Mesa, Ariz. (Red Mountain HS)
7	David Price	S	6-1	212	Fr.	HS	Long Beach, Calif. (Poly HS)
62	Chris Putton	OL	6-4	280	Sr.*	3L	Glendale, Ariz. (Cactus HS)
17	Derrick Rainey	CB	6-1	181	Sr.*	3L	Houston, Texas (Northbrook HS)
51	Cole Ramseyer	LB	6-1	205	Fr.	HS+	La Canada Flintridge, Calif. (St. Francis HS)
36	David Redmon	CB	5-11	156	Jr.*	SQ+	San Ramon, Calif. (De La Salle HS)
80	David Richards	WR	6-4	201	So.*	1L	Palmdale, Calif. (Palmdale HS)
5	Shaquille Richardson	CB	6-1	182	Sr.	3L	Carson, Calif. (Los Alamitos HS)
39	Drew Riggelman	P	6-2	213	So.*	SQ+	Tucson, Ariz. (Sahuaro HS)
29	Justin Samuels	CB	5-10	167	Sr.	SQ+	Camas, Wash. (Camas HS)
10	Yamen Sanders	S	6-4	188	Fr.*	SQ	Inglewood, Calif. (Culver City HS)
1	Jesse Scroggins	QB	6-3	201	Jr.*	TR	Lakewood, Calif. (Lakewood HS/USC/El Camino College)
41	Casey Skowron	K	5-10	165	So.*	SQ+	Phoenix, Ariz. (Brophy Prep)
86	Jake Smith	K	6-2	198	Sr.*	SQ+	Philadelphia, Pa. (Cheltenham HS/Syracuse/Youngstown State)
35	Myles Smith	RB	5-9	200	Fr.	HS+	Chandler, Ariz. (Chandler HS)
12	Anu Solomon	QB	6-2	205	Fr.	HS	Las Vegas, Nev. (Bishop Gorman HS)
79	Trent Spurgeon	OL	6-8	296	Jr.*	1L	Owasso, Okla. (Owasso HS)
48	Zach Streuling	S	5-11	173	Fr.*	SQ+	Austin, Texas (Lake Travis HS)
75	Kirifi Taula	DL	6-4	260	Jr.*	2L	Garden Grove, Calif. (Servite HS)
38	Jared Tevis	S	5-11	196	Jr.*	2L	Tucson, Ariz. (Canyon del Oro HS)
91	Sione Tuihalamaka	DL	6-2	276	Sr.*	3L	Hawthorne, Calif. (Serra HS)
45	Derrick Turituri	LB	6-1	250	Fr.	HS	Central Point, Ore. (Crater HS)
43	Justin Washington	DL	6-2	244	Sr.*	3L	Cypress, Texas (Cypress Woods HS)
16	Garic Wharton	WR	6-0	167	Jr.*	2L	Las Vegas, Nev. (Valley HS)
42	Shane Wilson	CB	5-10	164	Sr.*	SQ+	Woodland Hills, Calif. (Calabasas HS)
66	Carter Wood	OL	6-2	262	So.*	SQ+	Scottsdale, Ariz. (Chaparral HS/Colorado Mesa)
31	Scooby Wright	LB	6-1	235	Fr.	HS	Windsor, Calif. (Cardinal Newman HS)
93	Parker Zellers	DL	6-1	265	Fr.	HS+	Scottsdale, Ariz. (Notre Dame Prep)

### 2013 Arizona Numerical Roster (Aug. 7, 2013)

\*has used redshirt year; +non-scholarship

No.	Name	Pos.	Ht.	Wt.	Yr.	Exp.	Hometown (High School/Previous College)
1	Derek Babiash	CB	6-1	175	Fr.	HS	Poway, Calif. (Poway HS)
1	Jesse Scroggins	QB	6-3	201	Jr.*	TR	Lakewood, Calif. (Lakewood HS/USC/El Camino College)
2	Kylan Butler	RB	5-7	183	Sr.*	1L	Antioch, Calif. (De La Salle HS)
2	Marquis Flowers	LB	6-3	229	Sr.	3L	Phoenix, Ariz. (Millennium HS)
3	Keoni Bush-Loo	LB	6-4	229	So.	1L	Ewa Beach, Hawaii (Kamehameha HS)
3	Daniel Jenkins	RB	5-9	197	Sr.*	3L	Moreno Valley, Calif. (Rancho Verde HS)
4	Pierre Cormier	RB	5-10	180	Fr.	HS	San Diego, Calif. (Madison HS)
5	Trey Griffey	WR	6-3	190	Fr.*	SQ	Orlando, Fla. (Dr. Phillips HS)
5	Shaquille Richardson	CB	6-1	182	Sr.	3L	Carson, Calif. (Los Alamitos HS)
6	Nate Phillips	WR	5-7	171	Fr.	HS	Chandler, Ariz. (Basha HS)
6	Jonathan McKnight	CB	5-11	161	Jr.*	2L	River Ridge, La. (John Curtis HS)
7	B.J. Denker	QB	6-3	173	Sr.	1L	Torrance, Calif. (North Torrance HS/Cerritos College)
7	David Price	S	6-1	212	Fr.	HS	Long Beach, Calif. (Poly HS)
8	Richard Morrison	CB	5-11	174	Sr.*	3L	Royse City, Texas (Royse City HS)
9	Javelle Allen	QB	6-2	223	Fr.*	SQ	Prosper, Texas (Prosper HS)
9	C.J. Dozier	LB	6-3	205	So.	1L	San Diego, Calif. (Chaparral HS)
10	Samajie Grant	WR	5-9	171	Fr.	HS	Compton, Calif. (Colony HS)
10	Yamen Sanders	S	6-4	188	Fr.*	SQ	Inglewood, Calif. (Culver City HS)
11	Connor Brewer	QB	6-2	205	Fr.*	TR	Scottsdale, Ariz. (Chaparral HS/Texas)
11	William Parks	S	6-1	184	So.	1L	Philadelphia, Pa. (Germantown HS)
12	Wayne Capers Jr.	S	6-1	201	So.	1L	Pittsburgh, Pa. (Chartiers Valley HS)
12	Anu Solomon	QB	6-2	205	Fr.	HS	Las Vegas, Nev. (Bishop Gorman HS)
13	Adam Friederichsen	QB	6-0	195	Fr.	HS+	Encinitas, Calif. (Rancho Cucamonga HS)
13	Devin Holiday	CB	5-10	170	Fr.	HS	San Diego, Calif. (Mission Hills HS)
14	Nick Isham	QB	6-0	190	So.*	SQ+	Calabasas, Calif. (Westlake HS/Louisiana Tech)
14	Tellas Jones	S	6-0	189	Fr.*	TR	Miami, Fla. (Booker T. Washington HS/Fort Scott C.C.)
15	Jarvis McCall Jr.	S	6-2	195	Fr.	HS	Tampa, Fla. (Armwood HS)
15	Khari McGee	QB	6-3	204	Fr.	HS	Fresno, Calif. (Edison HS)
16	Garic Wharton	WR	6-0	167	Jr.*	2L	Las Vegas, Nev. (Valley HS)
17	Josh Kern	TE	6-5	205	Fr.*	SQ	San Antonio, Texas (Clark HS)
17	Derrick Rainey	CB	6-1	181	Sr.*	3L	Houston, Texas (Northbrook HS)
18	Terrence Miller	WR	6-4	234	Sr.*	3L	Moreno Valley, Calif. (Rancho Verde HS)
19	Hank Hobson	LB	6-3	236	Jr.	2L	Bakersfield, Calif. (Stockdale HS)
19	DaVonte Neal	WR	5-10	176	So.	TR	Akron, Ohio (Chaparral HS [Ariz.]/Notre Dame)
20	Trevor Ermisch	WR	6-2	177	Jr.	2L+	Phoenix, Ariz. (Sandra Day O'Connor HS)
21	Tra'Mayne Bondurant	S	5-10	188	Jr.	2L	Vallejo, Calif. (Fairfield HS)
23	Jared Baker	RB	5-8	191	So.*	1L	Los Angeles, Calif. (Loyola HS)
24	Dakota Conwell	LB	6-2	217	So.	1L	Pittsburgh, Pa. (Upper St. Clair HS)
24	Paul Elvira	WR	6-0	188	Fr.	HS	Hayden, Ariz. (Marcos de Niza HS)
25	Ka'Deem Carey	RB	5-10	196	Jr.	2L	Tucson, Ariz. (Canyon del Oro HS)
25	Ryan Dunn	LB	6-3	210	Fr.	HS	Alamo, Calif. (San Ramon Valley HS)
26	Jourdon Grandon	FS	6-0	192	Jr.*	2L	Avondale, Ariz. (Westview HS)
27	Jamar Allah	FS	6-1	193	So.	1L	Phoenix, Ariz. (North Canyon HS)
27	Terris Jones	RB	5-7	182	Jr.*	SQ+	Long Beach, Calif. (California HS)
28	Anthony Lopez	S	5-11	208	So.	1L	West Milford, N.J. (Mesquite HS [Ariz.])
29	Austin Hill	WR	6-3	210	Jr.*	2L	Corona, Calif. (Eleanor Roosevelt HS)
29	Justin Samuels	CB	5-10	167	Sr.	SQ+	Camas, Wash. (Camas HS)
30	Johnny Jackson	WR	5-10	176	So.*	1L	San Diego, Calif. (St. Augustine HS)
31	Scooby Wright	LB	6-1	235	Fr.	HS	Windsor, Calif. (Cardinal Newman HS)
32	DeAndre Miller	LB	6-3	219	Fr.	HS	Buckeye, Ariz. (Buckeye Union HS)
33	Jake Fischer	LB	6-0	222	Sr.*	3L	Oro Valley, Ariz. (Ironwood Ridge HS)
34	Zach Green	RB	5-10	220	Fr.	HS	Miami, Fla. (Saint Bonaventure HS [Calif.])

## 2013 Arizona Football Media Guide

No.	Name	Pos.	Ht.	Wt.	Yr.	Exp.	Hometown (High School/Previous College)
35	Clint Cochrane	S	6-0	186	Fr.*	SQ+	Tucson, Ariz. (Canyon del Oro HS)
35	Myles Smith	RB	5-9	200	Fr.	HS+	Chandler, Ariz. (Chandler HS)
36	David Redmon	CB	5-11	156	Jr.*	SQ+	San Ramon, Calif. (De La Salle HS)
37	Carter Hehr	S	5-10	175	Fr.	HS+	Fontana, Wis. (Big Foot HS)
38	Jared Tevis	S	5-11	196	Jr.*	2L	Tucson, Ariz. (Canyon del Oro HS)
39	Brogan Kemmerly	S	6-0	190	Fr.	HS+	Tucson, Ariz. (Salpointe Catholic HS)
39	Drew Riggleman	P	6-2	213	So.*	SQ+	Tucson, Ariz. (Sahuaro HS)
40	Brendan Murphy	CB	5-11	176	Sr.	1L+	New Hartford, N.Y. (Chaparral HS [Ariz.]/Air Force/Glendale C.C.)
41	Casey Skowron	K	5-10	165	So.*	SQ*	Phoenix, Ariz. (Brophy Prep)
42	Bret Miller	K/P	6-0	195	Fr.	HS+	San Clemente, Calif. (San Clemente HS)
42	Shane Wilson	CB	5-10	164	Sr.*	SQ+	Woodland Hills, Calif. (Calabasas HS)
43	Justin Washington	DL	6-2	244	Sr.*	3L	Cypress, Texas (Cypress Woods HS)
44	Brian Keyes	LB	6-1	230	Fr.	HS+	Surprise, Ariz. (Shadow Ridge HS)
45	Derrick Turituri	LB	6-1	250	Fr.	HS	Central Point, Ore. (Crater HS)
46	Blake Brady	S	5-11	195	Jr.*	2L	Orange, Calif. (Servite HS)
47	Jake Matthews	LB	6-3	215	Fr.	HS+	Tucson, Ariz. (Ironwood Ridge HS)
48	Jack Flatau	K/P	5-8	165	Fr.	HS+	Oceanside, Calif. (El Camino HS)
48	Zach Streuling	S	5-11	173	Fr.*	SQ+	Austin, Texas (Lake Travis HS)
49	Haden Gregory	LB	6-2	225	Jr.	TR+	San Pedro, Calif. (Palos Verdes Peninsula HS/Long Beach C.C.)
50	Chase Gorham	LS	6-3	230	Jr.*	2L+	Scottsdale, Ariz. (Chaparral HS)
51	Cole Ramseyer	LB	6-1	205	Fr.	HS+	La Canada Flintridge, Calif. (St. Francis HS)
52	Vaughn Fontana	OL	6-0	275	Fr.	HS+	Tucson, Ariz. (Cienega HS)
53	Sir Thomas Jackson	LB	6-0	205	So.*	1L	Seattle, Wash. (O'Dea HS)
56	Steven Gurrola	OL	6-2	288	Jr.	TR	Phoenix, Ariz. (Washington HS/Glendale C.C.)
57	Cody Ippolito	LB	6-2	230	So.	SQ	Paradise Valley, Ariz. (Chaparral HS)
59	Beau Boyster	OL	6-4	264	Fr.*	SQ	Temecula, Calif. (St. John Bosco HS)
60	Luca Bruno	DL	6-4	280	Fr.	HS	Oak Park, Calif. (Oak Park HS)
61	Cayman Bundage	OL	6-2	261	So.	1L	Oklahoma City, Okla. (Douglass HS)
62	Chris Putton	OL	6-4	280	Sr.*	3L	Glendale, Ariz. (Cactus HS)
63	Brian Chacon	LS	6-3	246	Sr.	2L	Cypress, Calif. (Cypress HS)
64	Faitele Fafoi	OL	6-4	321	So.*	1L	Tustin, Calif. (Tustin HS)
65	Zach Hemmila	OL	6-3	318	Fr.*	SQ	Chandler, Ariz. (Chandler HS)
66	Carter Wood	OL	6-2	262	So.*	SQ+	Scottsdale, Ariz. (Chaparral HS/Colorado Mesa)
67	Alec Anderson	OL	6-4	285	Fr.*	SQ+	Goodyear, Ariz. (Millennium HS)
68	Mickey Baucus	OL	6-8	305	Jr.*	2L	Mundelein, Ill. (Carmel Catholic HS)
69	Eric Bender-Ramsay	OL	6-6	331	Sr.*	2L	Carson, Calif. (Narbonne HS)
70	T.D. Gross	OL	6-6	277	Fr.*	SQ	San Diego, Calif. (Santana HS)
71	Alex Arnaud	LS	6-0	235	Fr.	HS+	Tucson, Ariz. (Salpointe Catholic HS)
73	Fabbians Ebbele	OL	6-8	309	Jr.*	2L	Chicago, Ill. (Simeon HS)
74	Jacob Arzouman	OL	6-5	271	So.*	SQ	Tucson, Ariz. (Salpointe Catholic HS)
75	Kirifi Taula	DL	6-4	260	Jr.*	2L	Garden Grove, Calif. (Servite HS)
76	Austin Hyatt	OL	6-5	273	Fr.	HS+	San Diego, Calif. (St. Augustine HS)
77	Lene Maiava	OL	6-5	281	So.*	1L	Tafuna, American Samoa (Tafuna HS)
78	Jacob Alsadek	OL	6-7	325	Fr.	HS	San Diego, Calif. (Torrey Pines HS)
79	Trent Spurgeon	OL	6-8	296	Jr.*	1L	Owasso, Okla. (Owasso HS)
80	David Richards	WR	6-4	201	So.*	1L	Palmdale, Calif. (Palmdale HS)
81	Clive Georges	WR	6-1	168	Fr.*	SQ	Key West, Fla. (Key West HS)
82	Aaron Lacombe	WR	6-3	205	Fr.	HS+	Westlake Village, Calif. (Crespi Carmelite HS)
83	Michael Cooper	TE	6-5	246	Jr.	2L	The Woodlands, Texas (The Woodlands HS)
84	Reggie Gilbert	DL	6-4	264	Jr.	2L	Laveen, Ariz. (Fairfax HS)
85	Drake Pierre	WR	5-9	175	Fr.	HS+	Mesa, Ariz. (Red Mountain HS)
86	Jake Smith	K	6-2	198	Sr.*	SQ+	Philadelphia, Pa. (Cheltenham HS/Syracuse/Youngstown State)
87	Donte' Cretain	WR	5-6	150	Fr.	HS+	San Diego, Calif. (Horizon Christian Academy)
88	RJ Morgan	S	6-1	217	Fr.	HS	Central Point, Ore. (Crater HS)
90	Dan Pettinato	DL	6-5	258	Jr.*	2L	Grass Valley, Calif. (Nevada Union HS)
91	Sione Tuihalamaka	DL	6-2	276	Sr.*	3L	Hawthorne, Calif. (Serra HS)
92	Jack Banda	DL	6-3	225	Fr.	HS	Grayson, Ga. (Grayson HS)
93	Parker Zellers	DL	6-1	265	Fr.	HS+	Scottsdale, Ariz. (Notre Dame Prep)
94	Calvin Allen	DL	6-6	250	Fr.	HS	Albuquerque, N.M. (La Cueva HS)
95	Gerhard De Beer	DL	6-7	250	Fr.	HS+	Pretoria, South Africa (Afrikaanse Hoër Seunskool)
97	Dwight Melvin	DL	6-1	273	Fr.*	SQ	Phoenix, Ariz. (Fairfax HS)
98	Tevin Hood	DL	6-0	298	Sr.	1L	Chandler, Ariz. (Hamilton HS/Duke/USD)
99	Kyle Kelley	DL	6-3	250	Fr.*	SQ	Irvine, Calif. (Woodbridge HS)

### 2013 Geographical Roster (Aug. 7, 2013)

**Fifth-Year Seniors:** OL Eric Bender-Ramsay, RB Kylan Butler, LS Brian Chacon, QB B.J. Denker, LB Jake Fischer, RB Daniel Jenkins, WR Terrence Miller, CB Richard Morrison, OL Chris Putton, CB Derrick Rainey, CB Justin Samuels, K Jake Smith, CB Shane Wilson, DL Sione Tuihalamaka, DL Justin Washington

**Seniors:** LB Marquis Flowers, DL Tevin Hood, CB Brendan Murphy, CB Shaquille Richardson

**Juniors:** OL Mickey Baucus, LB Tra'Mayne Bondurant, S Blake Brady, RB Ka'Deem Carey, TE Michael Cooper, OL Fabbians Ebbele, WR Trevor Ermisch, DL Reggie Gilbert, LS Chase Gorham, FS Jourdon Grandon, LB Haden Gregory, OL Steven Gurrola, WR Austin Hill, LB Hank Hobson, RB Terris Jones, CB Jonathan McKnight, DL Dan Pettinato, CB David Redmon, QB Jesse Scroggins, OL Trent Spurgeon, DL Kirifi Taula, S Jared Tevis, WR Garic Wharton

**Sophomores:** FS Jamar Allah, OL Jacob Arzouman, RB Jared Baker, OL Cayman Bundage, LB Keoni Bush-Loo, S Wayne Capers Jr., LB Dakota Conwell, LB C.J. Dozier, OL Faitele Fafoi, LB Cody Ippolito, QB Nick Isham, WR Johnny Jackson, LB Sir Thomas Jackson, S Anthony Lopez, OL Lene Maiava, WR DaVonte' Neal, S William Parks, WR David Richards, P Drew Riggleman, K Casey Skowron, OL Carter Wood

**Redshirt Freshmen:** QB Javelle Allen, OL Alec Anderson, OL Beau Boyster, QB Connor Brewer, S Clint Cochrane, WR Clive Georges, WR Trey Griffey, OL T.D. Gross, OL Zach Hemmila, S Tellas Jones, DL Kyle Kelley, TE Josh Kern, DL Dwight Melvin, S Yamen Sanders, S Zach Streuling

**True Freshmen:** DL Calvin Allen, OL Jacob Alsadek, LS Alex Arnaud, K/P Jack Flatau, CB Derek Babish, DL Jack Banda, DL Luca Bruno, RB Pierre Cormier, WR Donte' Cretain, LB Ryan Dunn, DL Gerhard De Beer, WR Paul Elvira, OL Vaughn Fontana, QB Adam Friederichsen, WR Samajie Grant, RB Zach Green, S Carter Hehr, CB Devin Holiday, OL Austin Hyatt, S Brogan Kemmerly, LB Brian Keyes, WR Aaron Lacombe, LB Jake Matthews, S Jarvis McCall Jr., QB Khari McGee, K/P Bret Miller, LB DeAndre' Miller, S RJ Morgan, WR Drake Pierre, WR Nate Phillips, S David Price, LB Cole Ramseyer, RB Myles Smith, QB Anu Solomon, LB Derrick Turituri, LB Scooby Wright, DL Parker Zellers

**Lettered as True Freshmen:** FS Jamar Allah, LB Tra'Mayne Bondurant, OL Cayman Bundage, LB Keoni Bush-Loo, S Wayne Capers Jr., RB Ka'Deem Carey, LB Dakota Conwell, TE Michael Cooper, LB C.J. Dozier, WR Trevor Ermisch, LB Marquis Flowers, DL Reggie Gilbert, LB Hank Hobson, LB Cody Ippolito, S Anthony Lopez, WR Terrence Miller, S William Parks, CB Shaquille Richardson, S Jared Tevis

## 2013 Arizona Football Media Guide

### 2013 Geographical Roster (Aug. 5, 2013)

#### Arizona

Jourdon Grandon, FS  
DeAndre' Miller, LB  
Zach Hemmila, OL  
Tevin Hood, DL  
Nate Phillips, WR  
Myles Smith, RB  
Chris Putton, OL  
Alec Anderson, OL  
Paul Elvira, WR  
Reggie Gilbert, DL  
Drake Pierre, WR  
Jake Fischer, LB  
Cody Ippolito, LB  
Jamar Allah, FS  
Trevor Ermisch, WR  
Marquis Flowers, LB  
Steven Gurrola, OL  
Dwight Melvin, DL  
Casey Skowron, K  
Connor Brewer, QB  
Chase Gorham, LS  
Carter Wood, OL  
Parker Zellers, DL  
Ka'Deem Carey, RB  
Clint Cochrane, S  
Jared Tevis, S  
Vaughn Fontana, OL  
Jake Matthews, LB  
Drew Riggleman, P  
Alex Arnaud, LS  
Jacob Arzouman, OL  
Brogam Kemmerly, S

Avondale, Ariz. (Westview HS)  
Buckeye, Ariz. (Buckeye Union HS)  
Chandler, Ariz. (Chandler HS)  
Chandler, Ariz. (Hamilton HS)  
Chandler, Ariz. (Basha HS)  
Chandler, Ariz. (Chandler HS)  
Glendale, Ariz. (Cactus HS)  
Goodyear, Ariz. (Millennium HS)  
Hayden, Ariz. (Marcos de Niza HS)  
Laveen, Ariz. (Fairfax HS)  
Mesa, Ariz. (Red Mountain HS)  
Oro Valley, Ariz. (Ironwood Ridge HS)  
Paradise Valley, Ariz. (Chaparral HS)  
Phoenix, Ariz. (North Canyon HS)  
Phoenix, Ariz. (Sandra Day O'Connor HS)  
Phoenix, Ariz. (Millennium HS)  
Phoenix, Ariz. (Washington HS)  
Phoenix, Ariz. (Fairfax HS)  
Phoenix, Ariz. (Brophy Prep)  
Scottsdale, Ariz. (Chaparral HS)  
Scottsdale, Ariz. (Chaparral HS)  
Scottsdale, Ariz. (Chaparral HS)  
Scottsdale, Ariz. (Notre Dame Prep)  
Tucson, Ariz. (Canyon del Oro HS)  
Tucson, Ariz. (Canyon del Oro HS)  
Tucson, Ariz. (Canyon del Oro HS)  
Tucson, Ariz. (Cienega HS)  
Tucson, Ariz. (Ironwood Ridge HS)  
Tucson, Ariz. (Sahuaro HS)  
Tucson, Ariz. (Salpointe Catholic HS)  
Tucson, Ariz. (Salpointe Catholic HS)  
Tucson, Ariz. (Salpointe Catholic HS)

#### California

Ryan Dunn, LB  
Kylan Butler, RB  
Hank Hobson, LB  
Nick Isham, QB  
Eric Bender-Ramsay, OL  
Shaquille Richardson, CB  
Samajie Grant, WR  
Austin Hill, WR  
Brian Chacon, LS  
Adam Friederichsen, QB  
Khari McGee, QB  
Kirifi Taula, DL  
Dan Pettinato, DL  
Sione Tuihalamaka, DL  
Kyle Kelley, DL  
Cole Ramseyer, LB  
Jesse Scroggins, QB  
Terris Jones, RB  
David Price, S  
Jared Baker, RB  
Yamen Sanders, S  
Daniel Jenkins, RB  
Terrence Miller, WR  
Luca Bruno, DL  
Jack Flatau, K/P  
Blake Brady, S  
David Richards, WR  
Derek Babish, CB  
Bret Miller, K/P  
Jacob Alsadek, OL  
Pierre Cormier, RB  
Donte' Cretain, WR  
C.J. Dozier, LB  
T.D. Gross, OL  
Austin Hyatt, OL  
Johnny Jackson, WR  
Devin Holiday, CB  
Haden Gregory, LB  
David Redmon, CB  
Beau Boyster, OL  
B.J. Denker, QB  
Faitele Faafoi, OL  
Tra'Mayne Bondurant, S  
Aaron Lacombe, WR  
Scooby Wright, LB  
Shane Wilson, CB

Alamo, Calif. (San Ramon Valley HS)  
Antioch, Calif. (De La Salle HS)  
Bakersfield, Calif. (Stockdale HS)  
Calabasas, Calif. (Westlake HS)  
Carson, Calif. (Narbonne HS)  
Carson, Calif. (Los Alamitos HS)  
Compton, Calif. (Colony HS)  
Corona, Calif. (Eleanor Roosevelt HS)  
Cypress, Calif. (Cypress HS)  
Encinitas, Calif. (Rancho Cucamonga HS)  
Fresno, Calif. (Edison HS)  
Garden Grove, Calif. (Servite HS)  
Grass Valley, Calif. (Nevada Union HS)  
Hawthorne, Calif. (Serra HS)  
Irvine, Calif. (Woodbridge HS)  
La Canada Flintridge, Calif. (St. Francis HS)  
Lakewood, Calif. (Lakewood HS)  
Long Beach, Calif. (California HS)  
Long Beach, Calif. (Poly HS)  
Los Angeles, Calif. (Loyola HS)  
Inglewood, Calif. (Culver City HS)  
Moreno Valley, Calif. (Rancho Verde HS)  
Moreno Valley, Calif. (Rancho Verde HS)  
Oak Park, Calif. (Oak Park HS)  
Oceanside, Calif. (El Camino HS)  
Orange, Calif. (Servite HS)  
Palmdale, Calif. (Palmdale HS)  
Poway, Calif. (Poway HS)  
San Clemente, Calif. (San Clemente HS)  
San Diego, Calif. (Torrey Pines HS)  
San Diego, Calif. (Madison HS)  
San Diego, Calif. (Horizon Christian Academy)  
San Diego, Calif. (Chaparral HS)  
San Diego, Calif. (Santana HS)  
San Diego, Calif. (St. Augustine HS)  
San Diego, Calif. (St. Augustine HS)  
San Diego, Calif. (Mission Hills HS)  
San Pedro, Calif. (Palos Verdes Peninsula HS)  
San Ramon, Calif. (De La Salle HS)  
Temecula, Calif. (St. John Bosco HS)  
Torrance, Calif. (North Torrance HS)  
Tustin, Calif. (Tustin HS)  
Vallejo, Calif. (Fairfield HS)  
Westlake Village, Calif. (Crespi Carmelite HS)  
Windsor, Calif. (Cardinal Newman HS)  
Woodland Hills, Calif. (Calabasas HS)

#### Florida

Clive Georges, WR  
Tellas Jones, S  
Zach Green, RB  
Trey Griffey, WR  
Jarvis McCall Jr.

Key West, Fla. (Key West HS)  
Miami, Fla. (Booker T. Washington HS)  
Miami, Fla. (Saint Bonaventure HS [Calif.])  
Orlando, Fla. (Dr. Phillips HS)  
Tampa, Fla. (Armwood HS)

#### Georgia

Jack Banda, DL

Grayson, Ga. (Grayson HS)

#### Hawaii

Keoni Bush-Loo, LB

Ewa Beach, Hawaii (Kamehameha HS)

#### Illinois

Fabbians Ebbele, OL  
Mickey Baucus, OL

Chicago, Ill. (Simeon HS)  
Mundelein, Ill. (Carmel Catholic HS)

#### Louisiana

Jonathan McKnight, CB

River Ridge, La. (John Curtis HS)

#### Nevada

Anu Solomon, QB  
Garic Wharton, WR

Las Vegas, Nev. (Bishop Gorman HS)  
Las Vegas, Nev. (Valley HS)

#### New Jersey

Anthony Lopez, S

West Milford, N.J. (Mesquite HS [Ariz.])

#### New Mexico

Calvin Allen, DL

Albuquerque, N.M. (La Cueva HS)

#### New York

Brendan Murphy, CB

New Hartford, N.Y. (Chaparral HS [Ariz.])

#### Ohio

DaVonte' Neal, WR

Akron, Ohio (Chaparral HS [Ariz.])

#### Oklahoma

Cayman Bundage, OL  
Trent Spurgeon, OL

Oklahoma City, Okla. (Douglass HS)  
Owasso, Okla. (Owasso HS)

#### Oregon

RJ Morgan, S  
Derrick Turituri, LB

Central Point, Ore. (Crater HS)  
Central Point, Ore. (Crater HS)

#### Pennsylvania

Jake Smith, K  
William Parks, S  
Wayne Capers Jr., S  
Dakota Conwell, LB

Philadelphia, Pa. (Cheltenham HS)  
Philadelphia, Pa. (Germantown HS)  
Pittsburgh, Pa. (Chartiers Valley HS)  
Pittsburgh, Pa. (Upper St. Clair HS)

#### Texas

Zach Streuling, S  
Justin Washington, DL  
Derrick Rainey, CB  
Javelle Allen, QB  
Richard Morrison, CB  
Josh Kern, QB  
Michael Cooper, TE

Austin, Texas (Lake Travis HS)  
Cypress, Texas (Cypress Woods HS)  
Houston, Texas (Northbrook HS)  
Prosper, Texas (Prosper HS)  
Royse City, Texas (Royse City HS)  
San Antonio, Texas (Clark HS)  
The Woodlands, Texas (The Woodlands HS)

#### Washington

Justin Samuels, CB  
Sir Thomas Jackson, LB

Camas, Wash. (Camas HS)  
Seattle, Wash. (O'Dea HS)

#### Wisconsin

Carter Hehr, S

Fontana, Wis. (Big Foot HS)

#### American Samoa

Lene Maiava, OL

Tafuna, American Samoa (Tafuna HS)

#### South Africa

Gerhard De Beer, DL

Pretoria, South Africa (Afrikaanse Hoër Seunskool)

#### Pronunciation Guide

##### Players

Jacob Arzouman	are-ZOO-mun
Kylan Butler	cay-lin
Brian Chacon	shuh-CONE
Fabbians Ebbele	ebb-eh-lee
Faitele Faafoi	fah-ih-tay-lay fAH-uh-foy
Marquis Flowers	mar-keece
Zach Hemmila	hem-i-luh
Lene Maiava	leh-nay my-AH-vah
Dan Pettinato	pet-in-knot-oh
Anu Solomon	AH-new
Kirifi Taula	keh-REE-fee tah-OO-lah
Sione Tuihalamaka	see-OH-nay too-ee-hah-la-MAH-kah

##### Coaches

Bill Kirelawich	Kerr-LAV-itth (lav as in have)
Jim Michalczyk	(muh-hall-CHECK)

## 2013 Arizona Football Media Guide



**Rich Rodriguez**  
**Head Coach**

**Year in Coaching: 29th**  
**Year at Arizona: Second**

Now in his second season at the helm of the Wildcat program, Rich Rodriguez was introduced as the 30th head coach of the University of Arizona football team on Nov. 22, 2011, ending a stint as a sports television commentator to return to an 18-year head coaching career.

Entering the 2013 season, Rodriguez carries a career college coaching record of 128-89-2 in 19 seasons,

marked by Division I records of 60-26 at West Virginia, 15-22 at Michigan and 8-5 with the Wildcats. He began his head coaching career at Salem (W.Va.) University in 1988 and then coached at Glenville State (W.Va.) from 1990-96.

The 2012 season proved successful for Arizona in Rodriguez's spread-offense, no-huddle system. Running back Ka'Deem Carey led the nation in total rushing yards (1,929) and yards per game (148.38) while rewriting the Arizona record book. For his efforts, Carey was named first-team All-Pac-12 and a consensus All-American, UA's first on the offensive side of the ball.

Rodriguez inherited a fifth-year senior in quarterback Matt Scott who was perfectly suited to run the Wildcat offense. With Scott as signal caller, Arizona was 7-5 as he orchestrated come-from-behind wins against No. 10 USC and Nevada in the Gildan New Mexico Bowl. Earning second-team All-Pac-12 honors, Scott led the conference in yards per game with 301.7 and ranked No. 2 in the league in total yardage.

Austin Hill totaled 81 catches for 1,364 yards and 11 touchdowns to lead the Wildcat receivers in 2012. He was named a Biletnikoff Award semifinalist, second-team All-Pac-12 and fourth-team All-America by Phil Steele. He ranked No. 2 in the Pac-12 in total receiving yards and yards per game (104.9).

UA lead the Pac-12 in total offense for four-straight weeks (weeks 6-9) and ranked as high as fourth nationally in weeks three, seven and nine. Arizona's offensive triple-threat attack featured a 3,000-yard passer (Scott - 3,620 yards), a 1,500-yard rusher (Carey - 1,929 yards) and a 1,000-yard receiver (Hill - 1,364 yards).

In defensive coordinator Jeff Casteel's 3-3-5 defense, Arizona was led by linebacker Jake Fischer, an All-Pac-12 honorable mention and CoSIDA Academic All-District honoree. Fischer ranked third in the Pac-12 in total tackles with 76 and 9.2 per game. Cornerback Shaquille Richardson ranked fourth in the league and No. 16 nationally in passes broken up with 14. Safety Jared Tevis also earned All-Pac-12 honorable mention nods.

Rodriguez served as a football analyst for CBS Sports during the 2011 season. Previously, Rodriguez was head coach at Michigan from 2008 to 2010 and made a Division I statement as head coach at West Virginia from 2001-07 where he compiled a 60-26 record and won four Big East Conference titles.

Rodriguez's West Virginia teams were Big East Champions in 2003, 2004, 2005 and 2007 while appearing in two BCS bowls, the 2005 Sugar Bowl with a victory over Georgia for an 11-1 record and a victory over Oklahoma in the 2007 Fiesta Bowl to finish 10-2 shortly after Rodriguez had left for Michigan. His 2006 club finished 11-2 after a victory over Georgia Tech in the Gator Bowl. He also coached the Mountaineers to the 2002 Continental Tire Bowl and the 2003 and 2004 Gator Bowl.

While at Salem, he was a secondary coach and special teams coordinator in 1986 and assistant head coach and defensive coordinator in 1987. He was the youngest head coach in college football when appointed by Salem in 1988 at age 24. The school disbanded its football program the next year and he served as a volunteer assistant at West Virginia working with outside linebackers in 1989.

Prior to accepting the West Virginia job in late November 2000, Rodriguez served as offensive coordinator and associate head coach for Tommy Bowden at Clemson in 1999 and 2000, with the Tigers recording a 15-9 record in two seasons. He was offensive coordinator and quarterbacks coach for Bowden at Tulane for two years prior to that, 1997-98, where he helped lead the Green Wave to a 19-4 mark, including an undefeated 12-0 season with the Conference USA Champs and Liberty Bowl victors in 1998.

At Glenville State, his teams won or shared four-consecutive West Virginia Intercollegiate Athletic Conference titles and he was named WVIAC Coach of the Year in 1993 and 1994, as well as the NAIA Coach of the Year after leading his team to a national runner-up finish. He also was recognized by the West Virginia Sports Writers Association as the state College Coach of the Year for all sports in 1993. He led the Pioneers to the national playoffs twice and posted a 43-28-2 record. He also served as Glenville's AD in 1995-96 and was inducted into its Hall of Fame in 2003.

Rodriguez graduated from West Virginia in 1986, where he started as a walk-on in 1981 and became a three-year letterwinner as a defensive back from 1982-84. He added a master's degree from Salem in 1987. He is a native of Grant Town, W. Va., and graduated from North Marion High School. Rodriguez and his wife, Rita, have two children, Raquel and Rhett.

### Rodriguez Coaching History

2012-	Arizona, head coach (8-5)
2008-10	Michigan, head coach (15-22)
2001-07	West Virginia, head coach (60-26)
	Big East Champions 2003-05, 2007
1999-2000	Clemson, offensive coordinator/quarterbacks
1997-98	Tulane, offensive coordinator/quarterbacks
1990-96	Glenville State, head coach (43-28-2)
	WVIAC Champions 1993-96
1989	West Virginia, volunteer assistant
1988	Salem, head coach (2-8)
1987	Salem University, asst. head coach/def. coordinator
1986	Salem University, secondary/special teams
1985	West Virginia, student assistant

**Overall head coaching career: 128-89-2**

**Division I-A head coaching: 83-53**

### Year-By-Year as Head Coach

Year	Rec	Conf (place)	School	Bowl
2012	8-5	4-5 (T4th)	Arizona	New Mexico
2010	7-6	3-5 (T7th)	Michigan	Gator
2009	5-7	1-7 (10th)	Michigan	
2008	3-9	2-6 (9th)	Michigan (Big Ten)	
2007	10-2	5-2 (T2nd)	West Virginia	Fiesta
2006	11-2	5-2 (T2nd)	West Virginia	Gator
2005	11-1	7-0 (1st)	West Virginia	Sugar
2004	8-4	4-2 (T1st)	West Virginia	Gator
2003	8-5	6-1 (T1st)	West Virginia	Gator
2002	9-4	6-1 (2nd)	West Virginia	Continental Tire
2001	3-8	1-7 (7th)	West Virginia (Big East)	
1996	6-4	6-1 (T1st)	Glenville State	
1995	8-2	6-1 (T1st)	Glenville State	
1994	8-3	5-1 (T1st)	Glenville State	
1993	10-3	6-1 (1st)	Glenville State	
1992	6-4	5-2 (3rd)	Glenville State	
1991	4-5-1	3-4 (T5th)	Glenville State	
1990	1-7-1	1-5 (T6th)	Glenville State (WVIAC)	
1988	2-8	2-5 (5th)	Salem University (WVIAC)	

### Rich Rodriguez File

Hometown	Grant Town, W.Va.
High School	North Marion
College	West Virginia, 1986
Master's	Salem University, 1987
Playing Career	West Virginia, 1981-84, defensive back
Family	Wife, Rita; Children, Raquel and Rhett



**Calvin Magee**  
Associate Head Coach/  
Co-Offensive Coordinator/RBs

**Year in Coaching: 24th**  
**Year at Arizona: Second**

In his second season with the Wildcats, Magee joined the Arizona staff on Dec. 7, 2011 as Arizona's associate head coach, co-offensive coordinator and running backs coach. He's been a successful coordinator of spread-option running attacks for head coach Rich Rodriguez at a number of stops.

2012 was a banner year for the Wildcat offense. Running back Ka'Deem Carey led the nation in total rushing yards (1,929) and yards per game (148.38) while rewriting the Arizona record book. For his efforts, Carey was named first-team All-Pac-12 and a consensus All-American, UA's first on the offensive side of the ball.

UA lead the Pac-12 in total offense for four-straight weeks (weeks 6-9) and ranked as high as fourth nationally in weeks three, seven and nine. Arizona's offensive triple-threat attack featured a 3,000-yard passer (Matt Scott - 3,620 yards), a 1,500-yard rusher (Carey - 1,929 yards) and a 1,000-yard receiver (Austin Hill - 1,364 yards).

During the 2011 season, he served as assistant head coach and co-offensive coordinator at Pittsburgh. With more than 20 years in coaching, he has been on the sidelines for nine bowl games.

Magee coached for Rodriguez for three years at Michigan (2008-10) and for seven years at West Virginia (2001-07). He was associate head coach, offensive coordinator and running backs coach at Michigan, and coached running backs throughout his tenure in Morgantown while adding the coordinator post his final three seasons and assistant head coach his last year at West Virginia.

Magee was an All-American tight end at Southern University, earning first-team honors in 1983 and 1984. He led the Jaguars each of his four seasons (1981-84) and was MVP of the 1985 Freedom Bowl. He was a three-time All-Southwestern Athletic Conference selection. He was inducted into the Southern University Hall of Fame in 2000.

Following his playing tenure at Southern, he had a five-year stint in the National Football League with the Tampa Bay Buccaneers (1985-89).

He began his college coaching career at South Florida where he coached tight ends (1996), running backs (1999-00) and served as running game coordinator those final two years.

A native of New Orleans, Magee earned a bachelor's degree from South Florida in 1990. He and his wife, Rosie, have two daughters, Jade and Jasmine, and a son, Bryson.

Magee coached for Rodriguez for three years at Michigan (2008-10) and for seven years at West Virginia (2001-07). He was associate head coach, offensive coordinator and running backs coach at Michigan, and coached running backs throughout his tenure in Morgantown while adding the coordinator post his final three seasons and assistant head coach his last year at West Virginia.

**Magee Coaching History**

- 2012- Arizona, associate head coach/co-offensive coordinator/running backs
- 2011 Pittsburgh, assistant head coach/co-offensive coordinator/running backs
- 2008-10 Michigan, offensive coordinator/running backs
- 2007 West Virginia, assistant head coach/offensive coordinator/running backs
- 2005-07 West Virginia, offensive coordinator/running backs
- 2001-06 West Virginia, running backs
- 1999-2000 South Florida, running backs/running game coordinator
- 1997-98 South Florida, running backs
- 1996 South Florida, tight ends
- 1990-95 Tampa Catholic High School, assistant head coach/offensive coordinator

**Magee in the Bowls**

- 2012 Gildan New Mexico Bowl, Arizona, co-coordinator
- 2011 BBVA Compass Bowl, Pittsburgh, co-coordinator
- 2010 Gator Bowl, Michigan coordinator
- 2007 Fiesta Bowl, West Virginia coordinator
- 2006 Gator Bowl, West Virginia coordinator
- 2005 Sugar Bowl, West Virginia coordinator
- 2004 Gator Bowl, West Virginia assistant
- 2003 Gator Bowl, West Virginia assistant
- 2002 Continental Tire Bowl, West Virginia assistant

**Calvin Magee File**

- Hometown New Orleans, La.
- High School Booker T. Washington
- College South Florida, 1990
- Playing Career Southern, 1981-84, tight end  
NFL - Tampa Bay, 1985-89, tight end
- Family Wife, Rosie; Children, Jade, Bryson, Jasmine
- Recruiting Area New Orleans



**Rod Smith**  
Co-Offensive Coordinator/QBs

**Year in Coaching: 17th**  
**Year at Arizona: Second**

Rod Smith enters his second season with the Wildcats, serving on head coach Rich Rodriguez's staff as co-offensive coordinator and quarterbacks coach. He joined the staff in December 2011 following one season in the same position at Indiana.

At UA, Smith inherited a fifth-year senior in quarterback Matt Scott who was perfectly suited to run the Wildcat offense. With Scott as signal caller, Arizona was 7-5 as he orchestrated come-from-behind wins against No. 10 USC and Nevada in the Gildan New Mexico Bowl. Earning second-team All-Pac-12 honors, Scott led the conference in yards per game with 301.7 and ranked No. 2 in the league in total yardage.

UA lead the Pac-12 in total offense for four-straight weeks (weeks 6-9) and ranked as high as fourth nationally in weeks three, seven and nine. Arizona's offensive triple-threat attack featured a 3,000-yard passer (Scott - 3,620 yards), a 1,500-yard rusher (Ka'Deem Carey - 1,929 yards) and a 1,000-yard receiver (Austin Hill - 1,364 yards).

Smith coached quarterbacks under Rodriguez at Michigan from 2008 to 2010 and one season under Rodriguez at West Virginia in 2007. He helped develop two of the most explosive signal callers in Rodriguez' offensive system, WVU's Pat White and Michigan's Denard Robinson. Additionally, he has coached in five bowl games.

Smith was offensive coordinator and quarterbacks coach at South Florida in 2005 and 2006 after starting on the staff there as passing game coordinator and quarterbacks coach in 2001.

Smith began his coaching career as offensive coordinator at Franklin High School in West Virginia (1997) before joining the college ranks as offensive coordinator at Urbana (Ohio) University (1998-99) and offensive coordinator at West Virginia Tech (2000).

He also spent time as a graduate assistant at Clemson in 2001 working with offensive coordinator Rodriguez and relocated with Rodriguez as a graduate assistant member of the coach's initial staff at WVU for a few months before taking a fulltime position at USF.

He played under Rodriguez as a quarterback at Glenville State from 1993-96, where he earned his undergraduate degree in 1997. He was an All-American and team captain his senior year.

Smith received a master's degree from Urbana University (Ohio) in 2000. He and his wife, Charlene, have a son, Alex, and a daughter, Sasha.

Smith received a master's degree from Urbana University (Ohio) in 2000. He and his wife, Charlene, have a son, Alex, and a daughter, Sasha.

**Smith Coaching History**

- 2012- Arizona, co-offensive coordinator/quarterbacks
- 2011 Indiana, co-offensive coordinator/quarterbacks
- 2008-10 Michigan, quarterbacks
- 2007 West Virginia, quarterbacks
- 2005-06 South Florida, offensive coordinator/quarterbacks
- 2001-04 South Florida, quarterbacks/passing game coordinator
- 2001 Clemson, graduate assistant; West Virginia graduate assistant
- 2000 West Virginia Tech, offensive coordinator
- 1998-99 Urbana University, offensive coordinator
- 1997 Franklin High School (W. Va.), offensive coordinator

**Smith in the Bowls**

- 2012 Gildan New Mexico Bowl, Arizona co-coordinator
- 2010 Gator Bowl, Michigan assistant
- 2007 Fiesta Bowl, West Virginia assistant
- 2006 Papa John's Bowl, South Florida assistant
- 2005 Meineke Car Care Bowl, South Florida assistant
- 2001 Gator Bowl, Clemson graduate assistant

**Rod Smith File**

- Hometown Franklin, W. Va.
- High School Franklin
- College Glenville State, 1997
- Master's Urbana University (Ohio), 2000
- Playing Career Glenville State, 1993-96, quarterback
- Family Wife, Charlene; Children, Alex and Sasha
- Recruiting Area San Diego, Orange County, Tampa



**Jeff Casteel**  
**Defensive Coordinator/LBs**

**Year in Coaching: 30th**  
**Year at Arizona: Second**

Veteran defensive coordinator Jeff Casteel is in his second season as a member of the Arizona staff under head coach Rich Rodriguez. He also coaches the Wildcat linebackers.

He has more than 25 years of coaching experience and was Rivals' 2007 Defensive Coordinator of the Year and its 2008 Big East Coordinator of the Year. He has coached in 12 bowl games.

In 2012, Arizona's defense was led by linebacker Jake Fischer, an All-Pac-12 honorable mention and CoSIDA Academic All-District honoree. Fischer ranked third in the Pac-12 in total tackles with 76 and 9.2 per game. Cornerback Shaquille Richardson ranked fourth in the league and No. 16 nationally in passes broken up with 14. Safety Jared Tevis also earned All-Pac-12 honorable mention nods.

Casteel was defensive coordinator and linebackers coach at West Virginia during the 2003-11 seasons and spent the 2002 season in Morgantown as co-coordinator. He worked with the defensive line at WVU in 2001 and as defensive ends coach at UTEP in 2000.

His multiple spread defense, the 3-3-5, normally uses three down linemen and at times up to half a dozen defensive backs. His 2011 version helped the Mountaineers contain a potent Clemson offense and beat the Tigers, 70-33, in the 2012 Orange Bowl, with four turnovers gained, one for a score.

Among some of Casteel's noteworthy defenses at WVU were units that were No. 4 nationally in turnover margin in 2003; No. 7 nationally in turnover margin and No. 15 in total defense in 2005; best in the Big East and No. 13 nationally in rushing defense and 25th in turnover margin in 2006; No. 7 in total defense, No. 8 in scoring defense, No. 9 in turnover margin and top-20 marks in sacks and rushing defense in 2007; No. 11 in scoring defense and top-20 marks in turnover margin and pass efficiency defense in 2008; and No. 3 nationally in total defense in 2010.

He was the defensive line and strength coach at Shepherd University in Shepherdstown, W. Va., in 1989 and 1990 and assistant head coach and defensive coordinator from 1991 to 1999 at Shepherd before moving to Division I football at UTEP.

Shepherd teams won West Virginia Intercollegiate Athletic Conference titles six times while he was assistant head coach. He was part of a WVU staff that led the Mountaineers to an average of 10 victories per season from 2006-11, two of those under Rich Rodriguez.

He began his coaching career at California University in Pennsylvania as a graduate assistant from 1984-86, and then coached the defensive line at Palmetto High School in Miami, Fla., for a year.

Casteel and his wife, Rosemary, have two children, Jacob and Sarah. He holds bachelor's and master's degrees from California University (Pa.).

**Casteel Coaching History**

- 2012- Arizona, defensive coordinator/linebackers
- 2003-11 West Virginia, defensive coordinator/linebackers
- 2002 West Virginia, co-defensive coordinator/linebackers
- 2001 West Virginia, defensive line
- 2000 UTEP, defensive ends
- 1991-99 Shepherd University (W. Va.), assistant head coach/defensive coordinator
- 1988-90 Shepherd University (W. Va.), defensive line/strength and conditioning
- 1987 Palmetto High School (Miami, Fla.), defensive line
- 1984-86 California University (Pa.), graduate assistant

**Casteel in the Bowls**

- 2012 Gildan New Mexico Bowl, Arizona coordinator
- 2011 Orange Bowl, West Virginia coordinator
- 2010 Champs Sports Bowl, West Virginia coordinator
- 2009 Gator Bowl, West Virginia coordinator
- 2008 Car Care Bowl, West Virginia coordinator
- 2007 Fiesta Bowl, West Virginia coordinator
- 2006 Gator Bowl, West Virginia coordinator
- 2005 Sugar Bowl, West Virginia coordinator
- 2004 Gator Bowl, West Virginia coordinator
- 2003 Gator Bowl, West Virginia coordinator
- 2002 Continental Tire Bowl, West Virginia co-coordinator
- 2000 Humanitarian Bowl, UTEP assistant

**Jeff Casteel File**

Hometown	Paden City, W. Va.
High School	Paden City
College	California University (Pa.), 1984
Master's	California University (Pa.), 1986
Family	Wife, Rosemary; Children, Jacob and Sarah
Recruiting Area	Tucson



**Matt Caponi**  
**Safeties**

**Year in Coaching: Ninth**  
**Year at Arizona: Second**

In his second season with the Wildcats, Matt Caponi serves as safeties assistant coach. He was a defensive graduate assistant at UA during the 2012 season after being hired by Rodriguez in December 2011. Prior to his arrival in Tucson, he was a graduate assistant at Pittsburgh in 2011 and was the defensive coordinator at Washington and Jefferson College for three seasons (2008-10).

He worked with the linebackers in 2010 and was in charge of the secondary from 2006-09 at W&J. During the 2008 season, the Presidents advanced to the NCAA National Quarterfinals. Caponi got his start in coaching in 2004 as a student assistant at his alma mater, Mount Union College, and was Mount Union's JV coordinator and linebackers coach in 2005.

Caponi was a team captain and starting safety at Mount Union, earning all-conference second-team honors as a senior in 2003. MUC went 55-1 during his four years including three Division III national titles. He earned a degree in physical education in 2005.

**Caponi Coaching History**

- 2012 Arizona, defensive graduate assistant
- 2011 Pittsburgh, defensive graduate assistant
- 2008-10 Washington and Jefferson, defensive coordinator
- 2006-09 Washington and Jefferson, secondary
- 2005 Mount Union, linebackers
- 2004 Mount Union, student assistant

**Caponi in the Bowls**

- 2012 Gildan New Mexico Bowl, Arizona graduate assistant
- 2011 BBVA Compass Bowl, Pittsburgh graduate assistant

**Matt Caponi File**

Hometown	Pittsburgh, Pa.
High School	Baldwin
College	Mount Union, 2005
Playing Career	Mount Union, 2000-03, safety
Recruiting Area	West Bay, San Francisco, California JCs, Oregon



**Tony Dews  
Receivers**

**Year in Coaching: 17th  
Year at Arizona: Second**

In his second season with Arizona, Tony Dews coaches the Wildcat receivers. He was named to the Arizona staff on Dec. 7, 2011 by head coach Rich Rodriguez.

Under Dews' guidance, Austin Hill totaled 81 catches for 1,364 yards and 11 touchdowns to lead the Wildcat receivers in 2012. He was named a Biletnikoff Award semifinalist, second-team All-Pac-12 and fourth-team All-America by Phil Steele. He ranked No. 2 in the Pac-12 in total receiving yards and yards per game (104.9).

He spent the 2011 season as tight ends coach and recruiting coordinator at Pittsburgh. Dews coached with Rodriguez at Michigan for three years (2008-10), at West Virginia for one season (2007), and has coached at six other schools in his career.

Dews then coached the offensive line at California (Pa.) University in 2002, and the defensive line at Holy Cross in 2003 before joining the staff at Central Michigan.

He coached tight ends in Mount Pleasant in 2004 and 2005, serving as CMU's special teams coordinator the final year. He coached linebackers and was associate special teams coordinator at UNLV in 2006 before joining Rodriguez' staff at WVU the following year.

He began his coaching career at Bainbridge (Ga.) High School as offensive line coach in 1997. He moved to the collegiate ranks as a graduate assistant at West Virginia from 1999-2001, then with his first full-time position at Millersville University outside Lancaster, Pa., in 1998, working with the defensive line.

Dews graduated from Liberty University in 1996 and earned a master's degree from West Virginia in 2001. He played tight end and was the Flames' leading receiver among tight ends his final two years at Liberty.

He and his wife, Tamika, have four daughters, Savannah, Sierra, Sydney and Sienna.

**Dews Coaching History**

- 2012- Arizona, receivers
- 2011 Pittsburgh, tight ends/recruiting coordinator
- 2008-10 Michigan, receivers
- 2007 West Virginia, receivers
- 2006 UNLV, linebackers/special teams
- 2004-05 Central Michigan, tight ends/special teams
- 2003 Holy Cross, defensive line
- 2002 California University (Pa.), offensive line
- 1999-2001 West Virginia, graduate assistant
- 1998 Millersville University, defensive line
- 1997 Bainbridge High School (Ga.), offensive line

**Dews in the Bowls**

- 2012 Gilman New Mexico Bowl, Arizona assistant
- 2011 BBVA Compass Bowl, Pittsburgh assistant
- 2010 Gator Bowl, Michigan assistant
- 2007 Fiesta Bowl, West Virginia assistant
- 2000 Music City Bowl, West Virginia graduate assistant

**Tony Dews File**

Hometown	Clifton, Va.
High School	Centreville
College	Liberty, 1996
Master's	West Virginia, 2001
Playing Career	Liberty, 1992-95, tight end
Family	Wife, Tamika; Daughters, Savannah, Sierra, Sydney and Sienna
Recruiting Area	Los Angeles, Ventura County, Maryland, Virginia, Washington D.C., Georgia



**Bill Kirelawich  
Defensive Line**

**Year in Coaching: 44th  
Year at Arizona: Second**

Veteran defensive line coach Bill Kirelawich begins his second season at Arizona. He was named defensive line coach in January 2012 by head coach Rich Rodriguez.

He joined the Wildcat staff after three decades of coaching defense at West Virginia University. His grasp of Rodriguez's overall program and Jeff Casteel's 3-3-5 defense is second to none. Kirelawich's defenses ranked nationally No. 1 in 1996 and No. 3 in 2010.

In 2012, Kirelawich saw seven different players start at the defensive line positions. His group racked up 18.5 tackles for a loss of 67 yards. Losing just one starter from last year, he returns six letterwinners for the upcoming season.

Kirelawich started coaching at West Virginia in 1979 when he spent a year as a part-time assistant. He coached the defensive line from 1980-87, outside linebackers from 1988-90, the line again from 1991 to 2000, was an administrative assistant in 2001-02 and coached the line for the last nine years.

His tenure in Morgantown was marked by bowl appearances, high statistical rankings, coaching All-Americans and all-conference players, and the collegiate training of numerous players who went on to the professional ranks. He was 2010 FootballScoop Defensive Line Coach of the Year.

He began his coaching career with a nine-year stint as head coach at Cardinal Brennan (Pa.) High School from 1970-78. Kirelawich graduated from Salem University in West Virginia in 1969. A team captain and linebacker, Kirelawich still owns the school record with an 89-yard interception return.

Kirelawich and his wife, Maggie, have three children, Billy, Miki and Jake. Billy is Assistant Director of Operations for the UA football program.

**Kirelawich Coaching History**

- 2012- Arizona, defensive line
- 2003-11 West Virginia, defensive line
- 2001-02 West Virginia, administrative assistant
- 1991-2000 West Virginia, defensive line
- 1988-90 West Virginia, outside linebackers
- 1980-87 West Virginia, defensive line
- 1979 West Virginia, part-time assistant
- 1970-78 Cardinal Brennan High School (Pa.), head coach

**Kirelawich in the Bowls**

(listed by season, not date played)

- 2012 Gilman New Mexico Bowl, Arizona assistant
- 2011 Orange Bowl, West Virginia assistant
- 2010 Champs Sports Bowl, West Virginia assistant
- 2008 Car Care Bowl, West Virginia assistant
- 2007 Fiesta Bowl, West Virginia assistant
- 2006 Gator Bowl, West Virginia assistant
- 2005 Sugar Bowl, West Virginia assistant
- 2004 Gator Bowl, West Virginia assistant
- 2003 Gator Bowl, West Virginia assistant
- 2002 Continental Tire Bowl, West Virginia assistant
- 1998 Insight Bowl, West Virginia assistant
- 1997 Carquest Bowl, West Virginia assistant
- 1996 Gator Bowl, West Virginia assistant
- 1994 Carquest Bowl, West Virginia assistant
- 1993 Sugar Bowl, West Virginia assistant
- 1989 Gator Bowl, West Virginia assistant
- 1988 Fiesta Bowl, West Virginia assistant
- 1987 Sun Bowl, West Virginia assistant
- 1984 Bluebonnet Bowl, West Virginia assistant
- 1983 Hall of Fame Bowl, West Virginia assistant
- 1982 Gator Bowl, West Virginia assistant
- 1981 Peach Bowl, West Virginia assistant

**Bill Kirelawich File**

Hometown	Frackville, Pa.
High School	Cardinal Brennan (Ashland, Pa.)
College	Salem University, 1969
Playing Career	Salem, 1965-68, linebacker
Family	Wife, Maggie; Children, sons Billy and Jake, daughter Miki
Recruiting Area	Bakersfield, Fresno, Bradenton/Naples/Ft. Myers, Fla., New Mexico



**David Lockwood  
Cornerbacks**

**Year in Coaching: 25th  
Year at Arizona: Second**

In his second season coaching Arizona's cornerbacks, David Lockwood joined Rich Rodriguez's staff in January 2012. He came to UA from West Virginia, where he was cornerbacks coach from 2008-11. He rejoined Rodriguez 22 years after working together as entry-level coaches. He has extensive experience coaching on both sides of the ball.

During the 2012 season, cornerback Shaquille Richardson ranked fourth in the league and No. 16 nationally in passes broken up with 14. Lockwood's unit accounted

for five interceptions for 124 yards, including a turnover from Richardson in the Gildan New Mexico Bowl that led to Arizona's first score of the game.

His units have recorded league-best interception totals (WVU, 2009), top 25 in pass defense (Kentucky, 2007; Memphis 1999) and a national No. 1 ranking in turnover margin (Minnesota, 2006), among other highlights. He also helped coach both James Madison and Delaware to four NCAA I-AA playoff appearances.

Lockwood's secondary at WVU ranked 11th nationally in pass defense during the 2010 season. Prior to his work at his alma mater WVU, Lockwood was Kentucky's defensive backs coach in 2007, Minnesota's defensive coordinator and linebackers coach in 2005-06 and Minnesota's secondary coach from 2002-04.

He coached cornerbacks at Notre Dame in 2001, defensive backs at West Virginia in 2000 and defensive backs at Memphis in 1999. He coached wide receivers at Memphis from 1995-98, tight ends and receivers at James Madison in 1994, and tight ends and receivers at Delaware from 1990-93.

He began his career as a graduate assistant with the 1989 West Virginia team and earned his bachelor's degree from WVU in 1989.

Lockwood was a four-year letterman and defensive back at WVU from 1985-88 and a member of the 1984 Bluebonnet, 1987 Sun and 1988 Fiesta Bowl teams. He helped the Mountaineers to an undefeated regular season and national championship game as a senior.

He and his wife, Heidi, have three children, Autumn, David Jr. and Jeffrey. Autumn plays on UA's women's soccer team.

**Lockwood Coaching History**

2012-	Arizona, cornerbacks
2008-11	West Virginia, cornerbacks
2007	Kentucky, defensive backs
2005-06	Minnesota, defensive coordinator/linebackers
2002-04	Minnesota, defensive backs
2001	Notre Dame, cornerbacks
2000	West Virginia, defensive backs
1999-2000	Wyoming, defensive backs
1999	Memphis, defensive backs
1995-98	Memphis, wide receivers
1994	James Madison, tight ends/wide receivers
1990-93	Delaware, tight ends/wide receivers
1989	West Virginia, graduate assistant

**Lockwood in the Bowls**

2012	Gildan New Mexico Bowl, Arizona assistant
2011	Orange Bowl, West Virginia assistant
2010	Champs Sports Bowl, West Virginia assistant
2009	Gator Bowl, West Virginia assistant
2008	Car Care Bowl, West Virginia assistant
2007	Music City Bowl, Kentucky assistant
2006	Insight.com Bowl, Minnesota coordinator
2005	Music City Bowl, Minnesota coordinator
2004	Music City Bowl, Minnesota assistant
2003	Sun Bowl, Minnesota assistant
2002	Music City Bowl, Minnesota assistant
2000	Music City Bowl, West Virginia assistant
1994	NCAA I-AA playoffs, James Madison assistant
1993	NCAA I-AA playoffs, Delaware assistant
1992	NCAA I-AA playoffs, Delaware assistant
1991	NCAA I-AA playoffs, Delaware assistant
1989	Gator Bowl, West Virginia graduate assistant
1988	Fiesta Bowl, West Virginia player
1987	Sun Bowl, West Virginia player
1984	Blue Bonnet Bowl, West Virginia player

**David Lockwood File**

Hometown	Media, Pa.
High School	Penncrest
College	West Virginia, 1989
Playing Career	West Virginia, 1985-88, defensive back
Family	Wife, Heidi; Children, Autumn, David Jr., Jeffrey
Recruiting Area	West Phoenix, Orlando, Las Vegas, Nev.



**Jim Michalczik  
Offensive Line**

**Year in Coaching: 24th  
Year at Arizona: First**

Veteran collegiate and NFL assistant coach Jim Michalczik (muh-hall-CHECK) joined head coach Rich Rodriguez and the Arizona football staff on Jan. 15 as the Wildcats' offensive line coach.

Michalczik comes to Arizona after spending nine seasons over two stints on the California coaching staff from 2002-08 and 2011-12, serving his first seven campaigns with the Golden Bears as the offensive line coach and his final two as the team's offensive coordinator in addition to his offensive line duties. He was a member of the Oakland Raiders staff in 2009-10, serving as offensive line coach.

Michalczik has a combined 23 campaigns of experience in the collegiate and professional coaching ranks, including a total of eight winning seasons and seven bowl games with the Bears. The play of Cal's offensive line under Michalczik's direction from 2002-08 and again in 2011 and 2012 was a key factor to the Bears posting a 69-45 (.605) record during the nine-year period.

Current NFL players Alex Mack and Mitchell Schwartz of the Browns, along with Brian De La Puente (New Orleans Saints), are among the 12 former Cal offensive linemen that played for Michalczik to be signed by NFL teams. Others that have spent time on NFL rosters include Justin Cheadle, Mike Gibson, Ryan O'Callaghan, Aaron Merz, Marvin Philip, Erik Robertson, Mike Tepper, Scott Terzero and Mark Wilson.

Prior to joining Cal in 2002, Michalczik spent three seasons at Oregon State coaching the tight ends, while also serving as special teams coordinator and an assistant coach on the offensive line. The Beavers posted their first winning season in 29 years in his first campaign in Corvallis in 1999.

Michalczik was also the offensive line coach for seven seasons at Montana State from 1992-98 after beginning his coaching career with two campaigns (1990-91) as a defensive line coach at Miami (Fla.). The Hurricanes won the 1991 national title after posting an unbeaten 12-0 season. In 1990, Miami was ranked fourth nationally and finished with a 9-2 mark.

He is a 1988 graduate of Washington State, including an appearance in the 1988 Aloha Bowl as a member of the Cougars' offensive line. He earned three letters as an offensive guard in Pullman, earning honorable mention All-Pac-10 and honorable mention All-America from The Sporting News as a senior. A native of Port Angeles, Wash., Michalczik and his wife, Jennifer, have two sons, Max and Chase.

**Michalczik Coaching History**

2011-12	California, offensive coordinator/offensive line
2009-10	Oakland Raiders, offensive line
2002-08	California, assistant head coach/offensive line
1999-2001	Oregon State, tight ends/special teams/offensive line
1992-98	Montana State, offensive line
1990-91	Miami, defensive line

**Michalczik in the Bowls**

2011	Holiday, California coordinator
2008	Emerald, California assistant
2007	Armed Forces, California assistant
2006	Holiday, California assistant
2005	Las Vegas, California assistant
2004	Holiday, California assistant
2003	Insight, California assistant
2000	Fiesta, Oregon State assistant
1999	Oahu, Oregon State assistant
1992	Orange, Miami assistant
1991	Cotton, Miami assistant
1988	Aloha, Washington State player

**Jim Michalczik File**

Hometown	Port Angeles, Wash.
High School	Port Angeles
College	Washington State, 1988
Playing Career	Washington State, 1984-88, offensive line
Family	Wife, Jennifer; Sons, Max and Chase
Recruiting Area	East Bay, Inland Empire, Washington



**Charlie Ragle**  
Tight Ends/Special Teams

**Year in Coaching: Second**  
**Year at Arizona: Second**

After serving as Arizona's assistant director of operations for the 2012 season, Charlie Ragle was named assistant coach charged with overseeing the tight ends and special teams in December 2012.

Ragle was head coach at Chaparral High School in Scottsdale, Ariz., since 2007, winning three 5A II state championships in 2009, 2010 and 2011 while compiling a remarkable 63-7 record in the span. Ragle's Chaparral staff developed a relationship with Rodriguez in

2008 when he recruited two of Ragle's prep players for Michigan's program.

Ragle's last Firebird team went 14-1 in capturing his third Division II state title. He also shared athletic director duties at Chaparral. He was defensive coordinator in 2005 at the school before taking a year to serve as a graduate assistant at ASU in 2006, working with the offensive line. He was defensive coordinator at Moon Valley High School in Phoenix for five years from 2000-04.

A 1998 graduate of Eastern New Mexico, Ragle was a three-year starting running back and kick returner. He and his wife, Carrie, have a daughter, Caylee and a son, Chas.

**Ragle Coaching History**

- 2007-11 Chaparral HS (Ariz.), head coach
- 2006 Arizona State, graduate assistant
- 2005 Chaparral HS (Ariz.), defensive coordinator
- 2000-04 Moon Valley HS (Ariz.), defensive coordinator

**Ragle in the Bowls**

- 2006 Sheraton Hawai'i Bowl, Arizona State graduate assistant

**Charlie Ragle File**

Hometown	Playas, N.M.
High School	Animas
College	Eastern New Mexico, 1998
Playing Career	Eastern New Mexico, 1994-97, running back
Family	Wife Carrie; Children, Caylee and Chas
Recruiting Area	Phoenix, Scottsdale, Arizona and Kansas JCs



**Mike DiAngelo**  
Defensive Graduate Assistant

**Year in Coaching: Eighth**  
**Year at Arizona: First**

Mike DiAngelo joins Rich Rodriguez's staff as a defensive graduate assistant after spending the last six years on the football coaching staff at Washington and Jefferson College. During his tenure with the Presidents, DiAngelo served as secondary coach, quarterback and receivers coach and also served as special teams coordinator.

DiAngelo helped W&J earn the school's 23rd PAC Championship and 22nd NCAA playoff appearance during the 2012 season. As special teams coordinator, he played an important role in the development of Eric Eberle, who became one of the region's top kickers/punters. Eberle booted 11 field goals (second in school history) and was a All-PAC First-team selection. W&J led the conference in kickoff coverage with a 40.6-yard advantage per game on their opponents.

In 2011, DiAngelo helped the Presidents rank 37th in the nation in total defense (299.3 ypg). DiAngelo also coached wide receiver David Ravida, who finished his career as the Presidents' all-time leading receiver with 191 catches.

He spent the 2006 season as an assistant football coach at Division II Concord University (W.Va.) where he worked primarily as the team's quarterbacks coach. He also assisted with the special teams units.

DiAngelo was a four-year member of the Baldwin-Wallace (2002-05) football program and a two-year starting quarterback. As a junior, the Steubenville, Ohio native threw for 1,249 yards and eight touchdowns. During his sophomore season in 2003, the Yellow Jackets earned a bid to the NCAA Division III playoffs.

DiAngelo graduated with a bachelor's degree in sport management in 2006 and earned his master's degree in education from Franciscan University (Steubenville, Ohio) in 2009.



**Casey Vance**  
Defensive Graduate Assistant

**Year in Coaching: First**  
**Year at Arizona: First**

Casey Vance joins the Arizona football staff as a defensive graduate assistant after a decorated playing and academic career at West Virginia.

He was a seven-time Dean's List honoree, a member of the President's List, two-time All-Big East Academic Team and a nine-time member of the Garret Ford Academic Honor Roll.

He was a recipient of WVU's 2012 Meisel Award, given to the senior with highest GPA while lettering for the football team, a recipient of the Sturgis Endowment Scholarship and a recipient of the Promise Scholarship.

He earned his bachelor's degree in history in 2011 and his master's degree in secondary education in 2013, both from West Virginia. Vance is a native of Seneca Rocks, W.Va.



**Lee Coleman**  
Offensive Graduate Assistant

**Year in Coaching: Second**  
**Year at Arizona: Second**

Lee Coleman joined Arizona's staff in August 2012 as an offensive graduate assistant. He comes to Tucson after spending the spring handling Quality Control for Operations at Arizona State.

Coleman also served as an academic graduate assistant with the University of Pittsburgh football program from May 2011-January 2012.

A native of Gainesville, Ga., Coleman was a football letterman at Northwestern University, where he played wide receiver. He earned his bachelor's degree in education and social policy from Northwestern in 2010.



**Cory Zirbel**  
Offensive Graduate Assistant

**Year in Coaching: Third**  
**Year at Arizona: Second**

Cory Zirbel joined the staff as offensive graduate assistant in December 2011. He'll work with UA assistant Jim Michalczik and the offensive line.

He was a scholarship player as an offensive lineman at Michigan from 2005-08. He redshirted his true freshman year in 2005, played in 11 games at tackle and on special teams in 2006, and all 13 games in 2007 as a guard and a member of the kicking units. He was back-up to UM consensus All-American Jake Long in 2006.

Before his fourth year, a knee condition cut his playing career short. Instead, he served Rich Rodriguez's offensive staff as a volunteer student assistant in 2009 and was hired as an offensive quality control staff member in 2010. In 2011, Zirbel worked for the Michigan Athletic Department.

Zirbel lettered at UM in 2007 and 2008 and earned a University of Michigan Academic Achievement honor in 2006 and 2009. He earned his degree in general studies with an emphasis in sociology in 2009. He is working on a master's in educational psychology at Arizona.

He played at Murray High School in Kentucky where he was the state's Gatorade Player of the Year in 2004. His twin brother, Cody, is in the U.S. Marine Corps. Zirbel and his wife, Jakki, were married in July 2013.



**Matt Dudek**  
Director of On-Campus Recruiting and Player Personnel

**Year in College Athletics: Eighth**  
**Year at Arizona: Second**

Matt Dudek joined Rich Rodriguez's staff in December 2011 and serves as Director of On-Campus Recruiting and Player Personnel. He provides considerable focus to on-campus recruiting, including the planning and details for visits by prospective student-athletes, in addition to his work with the players and personnel duties. He also works closely with the coaches in the operational end of their recruiting efforts.

With a stellar reputation as one of the nation's top recruiting coordinators, Dudek's resume boasts four top-25 ranked recruiting classes during his tenure at Pittsburgh. In just a short time, he helped put together a talented 2012 class for Arizona's national signing day last February.

Dudek was the Director of Football Branding and Events at Rutgers University for the 2011 season, and the Assistant Director of Football Operations and Recruiting Coordinator at Pittsburgh for several years prior.

Also at Pittsburgh, he worked as an academic counselor with the football, women's tennis and gymnastics teams. He served as the Disability Resource Services liaison and the Continuing Eligibility Certification representative. Dudek was familiar with the football program prior to joining the academic staff as he spent two years as a video graduate assistant for the Panthers.

He is a 2003 graduate of the University of Pittsburgh. In 2008, Dudek earned his M. Ed. in Instruction and Learning, graduating summa cum laude. He earned his Pennsylvania Instructional Certification in Secondary Social Studies Education in 2007. He graduated from South Allegheny High School, near McKeesport, in the greater Pittsburgh area.

Dudek and his wife, Lindsay, have daughters, Abby and twins, Giuliana and Camella.



**Mike Parrish**  
Assistant AD/Director of Operations

**Year in College Athletics: Seventh**  
**Year at Arizona: Second**

Mike Parrish was appointed by head coach Rich Rodriguez as Arizona's Director of Operations in December 2011 and was promoted to assistant athletics director in 2013. Parrish served as Rodriguez's Director of Operations at Michigan in 2010 and was an operations assistant in Ann Arbor for the first two years of Rodriguez's tenure.

Parrish will be the staff's liaison to academic support staff, the athletic department's compliance office, will in direct team travel, the football calendar, recruiting processes and many other day-to-day activities for the staff.

Parrish served as Michigan's Director of Operations in 2010 and was a recruiting and operations assistant for the Wolverines from 2008-09. At West Virginia, he served as operations graduate assistant in 2006 and 2007 and was an operations student assistant during his undergraduate career. Additionally, he was an intern with Steiner Sports Marketing and Memorabilia Agency in New Rochelle, N.Y. in 2005.

A native of Hershey, Pa., he earned bachelor's (2006) and master's (2008) degrees from West Virginia. He is engaged to Lauren Wisniewski and the couple will wed in July 2014.



**Billy Kirelawich**  
Assistant Director of Operations

**Year in College Athletics: Second**  
**Year at Arizona: Second**

Billy Kirelawich joined the staff as an assistant working with the operations staff shortly after his father, Bill, was hired by Rich Rodriguez in January 2012. He was promoted to assistant director of operations in December 2012. He assists in day-to-day planning and helps in recruiting logistics.

He received his bachelor's degree in sports management from West Virginia University in 2008, and a master's in the same discipline in 2010.

In 2010, he worked in the Pittsburgh Pirates' Florida operations in Bradenton, Fla., a frequent family destination, and in 2011, he was an associate in Baltimore, Md., at Aerotek, a recruiting and staffing firm focused primarily in the aerospace and defense industry.

Born in Wheeling, W. Va., he played linebacker at University High School in Morgantown, W. Va. His wife, Madeline, is an occupational therapist in Tucson.



**Jahmile Addae**  
Operations Coordinator

**Year in College Athletics: Seventh**  
**Year at Arizona: First**

Jahmile Addae (JUH-mall UH-dye) comes to Arizona after spending the 2010 and 2011 seasons as the running backs coach at the University of Cincinnati. He'll serve on Rodriguez's staff as operations coordinator, assisting with the day-to-day duties of the Wildcat football program.

At UC, Addae mentored All-BIG EAST Second-Team selection Isaiah Pead who rushed for 1,029 yards while leading the conference in yards per carry (6.6), a mark that ranked him in the top-10 nationally. Pead, who averaged 93.6 yards per game, was UC's first 1,000-yard rusher in almost a decade and only the Bearcats' seventh all-time. John Goebel was selected as the 2010 BIG EAST Football Scholar-Athlete of the Year. Addae was recognized by Rivals.com as one of the top-10 recruiters in the BIG EAST Conference.

He previously served as UC's Director of Player Development. He also managed many of UC's off-the-field responsibilities including overseeing the highly-successful Cats In The Community program.

Addae arrived at UC after two seasons as a defensive graduate assistant at the University of Michigan working with the Wolverines' defensive secondary and scout team offense. Addae was a graduate assistant in the football video department at West Virginia University in 2007. Prior to joining the Mountaineers staff, he taught English at Riverview High School.

He was a four-year starter, two-time captain and three-time All-BIG EAST performer at West Virginia. He was a finalist for the 2005 Ronnie Lott Trophy and was named to the watch list for the 2005 Jim Thorpe Award.

A native of Tampa, Fla., Addae signed a free agent contract with his hometown Tampa Bay Buccaneers in 2005 and spent the end of the season with the Indianapolis Colts. He was selected for the Senior Bowl in 2005 and participated in the NFL Combine. Addae and his wife, Maryann, have two sons, Agyeman and Ayden.



**Andrew Warsaw**  
Operations Coordinator

**Year in College Athletics: Fifth**  
**Year at Arizona: First**

Andrew Warsaw joined the Arizona football staff as an operations coordinator in February 2013. He comes to Tucson after stints at Fordham, the U.S. Merchant Marine Academy, Penn and Villanova.

He spent the 2012 season at Fordham and served as the director of operations. For the 2011 campaign, he served as the director of operations and recruiting coordinator at the U.S. Merchant Marine Academy. Warsaw served as the assistant director of football operations at

the University of Pennsylvania in 2010, helping the Quakers to the 2010 Ivy League title. Warsaw served as an intern at Villanova in 2009 as the Wildcats won the NCAA FCS National Championship that season.

A 2009 graduate of the West Virginia, Warsaw served as a student manager for four years as an undergraduate. He helped with preparations for two bowl game appearances by the Mountaineers, the 2008 Fiesta Bowl and the 2008 Meineke Car Care Bowl. He and his wife, Ashley, reside in Tucson.



**Miguel Reveles**  
Intern

**Year in College Athletics: Second**  
**Year at Arizona: First**

Miguel Reveles will serve as football intern and comes to Arizona after serving on the Azusa Pacific coaching staff for the 2012 season. With the Cougars, he served as tight ends coach and the director of high school relations.

Reveles was on staff at APU with NFL Hall of Famer Jackie Slater under head coach Victor Santa Cruz. He helped recruit the top signing class in the Great Northwest Athletic Conference.

During his time in the California prep ranks, he spent two seasons on the coaching staff at Colony High School and one season at Los Osos High School.

He earned his bachelor's degree from University of La Verne and is currently pursuing a master's degree in education.



**Chris Allen**  
Associate AD/Strength and Conditioning

**Year in College Athletics: 11th**  
**Year at Arizona: Second**

Chris Allen was named Associate Athletics Director for Strength and Conditioning in December 2011. He oversees the entire Arizona Strength and Conditioning program, while working specifically with football.

Allen was the Director of Skill Development and Associate Director of Strength and Conditioning at Michigan from 2008-10 while Rodriguez was head coach, and spent five seasons (2003-07) as a member of the West Virginia strength staff as Coordinator of Strength and

Conditioning and Director of Skill Development while Rodriguez was head coach in Morgantown.

A native of Kingston, Jamaica, Allen was a sprinter on the WVU track team from 1996-2000 and graduated in 2000 with degrees in accounting and management information systems. He later earned a master's degree in athletic coaching education from WVU in 2005 while serving as an assistant with noted strength coach Mike Barwis.

His athletic and academic accomplishments include the 2000 West Virginia University Track and Field Academic Award, first-team all-conference honors in 1999 and 2000, academic all-conference honors from 1997 to 2000, and an annual citation as a WVU Storer Scholar Award from 1995 to 1999. He was an Intercollegiate Association of Amateur Athletes of America sprint champion in 2000.

Allen holds certifications from the National Strength and Conditioning Association, the National Association of Speed and Explosion, USA Weightlifting Level I Sports and the American Red Cross.



**Parker Whitman**  
Director of Skill Development/  
Strength and Conditioning

**Year in College Athletics: Seventh**  
**Year at Arizona: Second**

Rich Rodriguez named Parker Whitman as Director of Skill Development and assistant strength and conditioning coach in December 2011. Whitman served in a similar capacity with Rodriguez's teams at Michigan and West Virginia. He was assistant strength coach at Michigan from 2008-10.

Whitman was appointed a full-time assistant strength coach at West Virginia in 2007 after working as a graduate assistant in 2006. Prior to that, he spent two years as an assistant strength coach with the Baltimore Ravens and worked as a performance coach for Velocity Sports Performance.

He received his bachelor's degree in physical education and health from Shepherd University (W.Va.), where he played football, in 2006. Whitman completed a master's degree in exercise science from McDaniel College. He was born and raised in Keyser, W. Va.



**Vincent Amey**  
Strength and Conditioning

**Year in College Athletics: Second**  
**Year at Arizona: Second**

Vincent Amey comes to the University of Arizona Strength and Conditioning staff with several years of football coaching and playing experience. Prior to his arrival in Tucson in 2012, he served as defensive line coach at Chaparral High School in Phoenix, the 2011 Arizona State Champions.

Amey was a four-year letterman at Arizona State as a defensive tackle. He played as a true freshman in 1994, was a member of the 1996 and 1997 Pac-10 Champion-

ship team, started at defensive tackle in the 1997 Rose Bowl and was named Pac-12 Honorable Mention.

He played in the NFL, originally drafted by the Oakland Raiders, in NFL Europe and in the Arena League. He was a member of the 1999 NFL Europe Championship team with the Frankfurt Galaxy and is an eight-year veteran of the Arena Football League, spending a significant amount of his career with the Arizona Rattlers.

Amey and his wife, Kelley, have sons Myles and twins, Dallas and Jackson.



**Ovid Goulbourne**  
Strength and Conditioning

**Year in College Athletics: Second**  
**Year at Arizona: Second**

Ovid Goulbourne is in his second season as an assistant strength and conditioning coach with the University of Arizona Athletics Department. He works primarily with the football and women's golf programs.

He was a four-year letterman as a linebacker at West Virginia, playing under current UA defensive coordinator Jeff Casteel. He graduated in 2009 with a degree in multidisciplinary studies. During his time in Morgantown, Goulbourne was named to the Athletic Director's

Honor Roll and a BIG EAST Academic All-Star.

A native of Lluiddas Vale, St. Catherine, Jamaica, he was a football star at Easton Area High School in Easton, Pa. Goulbourne was a star running back for the Red Rovers and was the Express-Times Football Player of the Year in 2004.

## 2013 Arizona Football Media Guide



### **Troy Ramsey** **Strength and Conditioning**

**Year in College Athletics: 10th**  
**Year at Arizona: First**

Troy Ramsey is in his first year as an assistant strength and conditioning coach with Arizona Athletics, working primarily with the football program. He joined the department in June 2013 and will also work with the men's tennis team.

Ramsey joins the Wildcats after spending the last year at the University of Colorado. While with the Buffaloes, Ramsey was an assistant strength coach with the football program, serving under Malcolm Blacken, and directed the women's soccer, men's golf and women's tennis programs.

Previously serving seven seasons at the University of North Texas, he began his time with the Mean Green as a student assistant in 2005 before becoming a graduate assistant in 2007 and a full-time assistant coach in 2008. At UNT, he was the first assistant strength coach for football from 2006-10 and was the men's basketball first assistant strength coach from 2011-12, assisting Chris Seroka. He was also the strength director for soccer, softball, and tennis.

Ramsey was a linebackers and strength coach at Tyler Junior College in Tyler, Texas in 2004. He also played linebacker and safety at Tyler Junior College from 2002-03, where he was a two-time letterwinner under coach Dale Carr. In 2003, he was also named to the academic all-conference and academic all-region teams, and he was a member of the squad that won the Heart of Texas Bowl.

Ramsey graduated from North Texas in 2007 with a bachelor's degree in health and from the U.S. Sports Academy in 2009 with a master's degree in sports studies. A 2002 graduate of Mineral Wells (Texas) High School, he lettered in football and power lifting.

He is a Certified Strength and Conditioning Specialist (CSCS) with the National Strength and Conditioning Association (NSCA) and is U.S. Weightlifting certified (USAW).



### **Tim Cummins** **Video Coordinator**

**Year in College Athletics: Ninth**  
**Year at Arizona: Ninth**

Tim Cummins is in his ninth season with Arizona football and his sixth season as head video coordinator. He organizes the filming of practices and games as a teaching tool for coaches and player evaluations.

He is also responsible for weekly exchanges with opponents, upkeep and maintenance of the equipment used by the football team, meeting with coordinators and position coaches for video cut-up needs and he produces weekly motivational videos and the season

highlight video.

While managing a staff of nine in the daily video operations, Cummins serves as the administrator of Arizona's cloud video-based technology, allowing access to video from home via internet using devices.

Cummins earned his bachelor's degree from UA in 2004 in media arts. Prior to his work with Arizona Athletics, he served as a video production consultant and was a football coach Salpointe Catholic High School. A Tucson native, Cummins is married to the former Rebecca LeGendre.



### **Brian Riden** **Video Coordinator**

**Year in College Athletics: Third**  
**Year at Arizona: Third**

Brian Riden is in his third year as assistant video coordinator with the Arizona football team. Previously, he spent two seasons as a video student assistant with the Wildcats.

As part of his degree requirements, he completed an internship with the Arizona Athletics Video Department doing camera work for men's and women's basketball, baseball, softball and track and field.

A Tucson native, he attended Pueblo High School and Pima Community College before earning his bachelor's degree in media arts with a minor in business from Arizona in 2011. Riden spent seven seasons as the volunteer coach for the Pueblo High School girls' basketball team.

### **Support Staff**

Wendell Neal	Associate AD/Equipment Operations
Michael Barnett	Equipment Operations Assistant
Randy Cohen	Associate AD/Medical Services
Jenny Allen	Associate Athletic Trainer
Lanny Bradford	Associate Athletic Trainer
Dale Rudd	Associate Athletic Trainer
Kent Bultemeir	Assistant Athletic Trainer
Samantha Young	Graduate Assistant Athletic Trainer
Andy Salgado	C.A.T.S. Senior Academic Counselor
Samantha Amato	C.A.T.S. Academic Counselor
Marisol Quiroz	C.A.T.S. Assistant Director/Learning Specialist
David Corsi	C.A.T.S. Learning Specialist
Molly O'Mara	Associate Director/Communication Services
Blair Willis	Assistant Director/Communication Services

## 2013 Arizona Football Media Guide

### Returning Lettermen



**27 Jamar Allah, Free Safety, 6-1, 193**  
**Sophomore-1L, Phoenix, Ariz. (North Canyon HS)**

**2012:** Played in 11 games as a member of the secondary in Arizona's 3-3-5 defense ... One of six true freshman to play on defense during the season ... Had a career-high three tackles in the 59-38 win over No. 18 Oklahoma State.

**High School:** Two-time all-conference honoree ... 2012 Arizona All-State Second-Team ... Accounted for 34 tackles and one interception in 2011 ... Punt and kickoff returner ... 54 tackles as junior with one interception ... All-region first-team honors ... Played at Deer Valley his first two years ... Nine receptions for 99 yards as a wide receiver his senior year.

**Personal:** Son of Said Allah and Deashawn Flores.

### Career Stats

Year	G/GS	UA-A	Total
2012	11/0	5-0	5
<b>Total</b>	<b>11/0</b>	<b>5-0</b>	<b>5</b>



**23 Jared Baker, Running Back, 5-8, 191**  
**Sophomore-1L, Los Angeles, Calif. (Loyola HS)**

**2012:** Pac-12 First-Team All-Academic ... Played in 11 games as a reserve running back and on special teams ... Named Arizona's main kick returner for the Stanford game on Oct. 6 and served in the role for the final six games of the regular season and the bowl game ... Had five returns for 100 yards, an average of 20 yards per return and a long of 25 ... Had 20 carries for 85 yards and a TD, scored in the South Carolina State game.

**2011:** Redshirted his true freshman year.

**High School:** PrepStar All-West Region ... MaxPreps Top-35 tailback ...

Co-offensive MVP and first-team honors for Serra League ... Compiled 1,150 rushing yards on 170 carries as a senior, with 12 TDs ... Added 12 catches for 138 yards ... Rushed for 219 yards and four scores against Valencia in 2010 ... Ran the 100 and 200 meters and 4x100m in track, with a fourth-place finish in the 100 meters at the 2010 Mt. SAC Relays, running a 10.83 ... Holds the Mission League record at 10.84 ... Prep best clocked at 10.71 as a junior ... Was Serra League Offensive MVP in 2009 when he racked up 6.9 yards per carry en route to 1,453 yards and 10 TDs ... Earned third-team preseason CatholicSportsNet inaugural All-America honors.

**Personal:** Son of Ted Baker and Barbara Lee ... Majoring in pre-architecture.

### Career Stats - Rushing

Year	G/GS	Rush	Yds	TD	Avg/C	Lg	Avg/G
2012	11/0	20	100	1	4.2	16	7.7
<b>Total</b>	<b>11/0</b>	<b>20</b>	<b>100</b>	<b>1</b>	<b>4.2</b>	<b>16</b>	<b>7.7</b>

### Career Stats - Kick Returns

Year	G/GS	KO	Ret Yds	TD	Avg/Ret	Lg	Avg/G
2012	11/0	5	100	0	20.0	25	9.1
<b>Total</b>	<b>11/0</b>	<b>5</b>	<b>100</b>	<b>0</b>	<b>20.0</b>	<b>25</b>	<b>9.1</b>



**68 Mickey Baucus, Offensive Line, 6-8, 305**  
**Junior-2L, Mundelein, Ill. (Carmel Catholic HS)**

**2012:** Member of the offensive line that earned Offensive Player of the Week honors from the Arizona coaching staff for its performance in the Washington game ... Wildcats' starting left tackle in all 13 games ... Played with an offensive line that allowed UA to lead the Pac-12 in total offense for four-straight weeks (weeks 6-9) and rank as high as fourth nationally in weeks 3, 7 and 9 ... Arizona's offensive triple-threat attack featured a 3,000-yard passer (Matt Scott - 3,620 yards), a 1,500-yard rusher (Ka'Deem Carey - 1,929 yards) and a 1,000-yard receiver (Austin Hill - 1,364 yards).

**2011:** Made 12 starts at left tackle as a redshirt freshman ... Member of the offensive line that allowed for quarterback Nick Foles to throw for 4,334 yards and 28 touchdowns, averaging 465.2 yards of offensive per game and 30.8 points per game.

**2010:** Redshirted his true freshman year.

**High School:** All-East-Suburban Conference honors as senior ... Daily Herald Lake County All-Area First-Team ... Waukegan News Sun All-County First-Team ... Chicago Tribune Second-Team All-State in 2009 ... IlliniHQ All-State First-Team honors ... Chicago Sun-Times All-Area Special Mention ... Sun-Times Media 'Gold List' Super 22 ... PrepStar All-Midwest ... SuperPrep All-Midwest ... Helped Corsairs earn a share of a conference title ... Also played basketball.

**Personal:** Son of Ann and Michael Baucus ... Majoring in economy and industry.



**69 Eric Bender-Ramsay, Offensive Line, 6-6, 331**  
**Senior-2L, Carson, Calif. (Narbonne HS)**

**2012:** Played in 10 games with the offensive line and on special teams ... Played with an offensive line that allowed UA to lead the Pac-12 in total offense for four-straight weeks (weeks 6-9) and rank as high as fourth nationally in weeks 3, 7, and 9 ... Arizona's offensive triple-threat attack featured a 3,000-yard passer (Matt Scott - 3,620 yards), a 1,500-yard rusher (Ka'Deem Carey - 1,929 yards) and a 1,000-yard receiver (Austin Hill - 1,364 yards).

**2011:** Played in eight games as a backup on the right side of the offensive line ... Member of the offensive line that allowed for quarterback Nick Foles to throw for 4,334 yards and 28 touchdowns, averaging 465.2 yards of offensive per game and 30.8 points per game.

**2010:** Played in two games in a reserve offensive line role.

**2009:** Redshirted his true freshman year.

**High School:** Highly regarded player for head coach Manual Douglas ... Named Los Angeles Times Writers' First-Team All-City in 2007.

**Personal:** Earned his bachelor's degree in social behavior and human understanding in May 2013.



**21 Tra'Mayne Bondurant, Safety, 5-10, 188**  
**Junior-2L, Vallejo, Calif. (Fairfield HS)**

**2012:** Starting "spur" in the 3-3-5 defense, he played in 12 contests, missing the bowl game because of injury ... Recorded 49 solo and 25 assisted tackles for a total of 74 stops to rank third on the team ... Had 11.5 tackles for a loss of 38 yards and two interceptions for 62 return yards ... Stat line also included seven passes broken up and two forced fumbles.

**2011:** Earned Phil Steele All-Freshman Second-Team national honors ... Started six games as linebacker or nickel back with 45 tackles ... Season-high eight tackles four times against UCLA, Washington, Utah and ASU ... Returned an interception 29 yards for a score at Colorado.

**High School:** PrepStar All-West Region ... Cal-Hi Sports Third-Team All-State in 2010 ... ESPN LA Top-30 So-Cal ... Attended UA Elite Camp in summer 2010 and tried his hand at cornerback, earning a scholarship offer ... Played linebacker and quarterback in high school ... Monticello Empire League passing leader as junior with 2,334 yards and 30 scores on 124 completions in 228 attempts ... Rushed for 925 yards and 12 TDs ... Earned Cal-Hi Sports All-State Underclass Second-Team Multi-Purpose honors for the 2009 season ... Basketball wing man and baseball player for the Falcons.

**Personal:** Majoring in pre-business.

### Career Stats

Year	G/GS	UA-A	Total	TFL-Yds	Sacks-Yds	INT-Yds	PBU	FF
2011	12/6	33-12	45	3.5-19	1.0-11	1-29	5	1
2012	12/12	49-25	74	11.5-38	0-0	2-62	7	2
<b>Total</b>	<b>24/18</b>	<b>82-37</b>	<b>119</b>	<b>15.0-57</b>	<b>1.0-11</b>	<b>3-91</b>	<b>12</b>	<b>3</b>



**46 Blake Brady, Safety, 5-11, 195**  
**Junior-2L, Orange, Calif. (Servite HS)**

**2012:** Played in all 13 games in his first season on scholarship ... Member of Arizona's secondary in the 3-3-5 defense ... One of six former or current walk-ons to play on defense for the Cats ... Logged five solo and six assisted tackles for a total of 11 stops.

**2011:** Played in seven games ... A reserve safety and played on special teams.

**2010:** Redshirted his true freshman year.

**High School:** A two-year football letterman as a defensive back for Servite High School ... As a senior, led his team to a Division II State Championship and a CIF Pac-5 Championship with a 14-1 record.

**Personal:** Son of Taqur Stewart and Suzanne Brady ... Majoring in regional development.

### Career Stats

Year	G/GS	UA-A	Total
2011	7/0	0-0	0
2012	13/0	5-6	11
<b>Total</b>	<b>20/0</b>	<b>5-6</b>	<b>11</b>




**61 Cayman Bundage, Offensive Line, 6-2, 261**  
**Sophomore-1L, Oklahoma City, Okla. (Douglass HS)**

**2012:** Played in 11 games as a true freshman ... Earned his first start in the Colorado game at left guard ... Member of the offensive line that earned Offensive Player of the Week honors from the Arizona coaching staff for its performance in the Washington game ... Arizona's only true freshman starter on offense ... Played with an offensive line that allowed UA to lead the Pac-12 in total offense for four-straight weeks (weeks 6-9) and rank as high as fourth nationally in weeks 3, 7 and 9 ... Arizona's offensive triple-threat attack featured a 3,000-yard passer (Matt Scott - 3,620 yards), a 1,500-yard rusher (Ka'Deem Carey - 1,929 yards) and a 1,000-yard receiver (Austin Hill - 1,364 yards).

## 2013 Arizona Football Media Guide

**High School:** Daily Oklahoman First-Team All-State honors in 2011 ... PrepStar All-Midlands ... Team averaged 315 rushing yards and 420 yards in total offense (best in state 4A) in 2011 and 326 yards per game in his career ... Graded out at 92 percent in run-based offense ... 98 tackles and eight sacks as a lineman on defense in 2011 ... All-City Athletic Conference Player of the Year ... 51 career starts as four-year player ... Douglass Player of the Year honors ... 98 tackles on defense, with eight sacks as senior ... Daily Oklahoman Super 30 ... Drew top-10 honors among 500 at the U.S. Army National Underclassmen Combine in San Antonio in January 2011 ... Vype Magazine All-Central Oklahoma First-Team Defense in 2010 ... Played left tackle as a junior on the Trojans' run to the 4A state title.

**Personal:** Majoring in animal sciences.



**3 Keoni Bush-Loo, Linebacker, 6-4, 229**  
**Sophomore-1L, Ewa Beach, Hawaii (Kamehameha HS)**

**2012:** Played in 12 games as a true freshman ... Moved to defense during fall camp and played linebacker, defensive line and on special teams ... One of six true freshman to play on defense during the season ... Had three unassisted tackles.

**High School:** Named a Max Emfinger All-American while earning all-conference, all-city, all-district, all-region and all-state honors for the Warriors ... All-ILH Football All-Star Second-Team honors as an all-purpose selection ... 17 receptions for 176 yards in 2011 ... Honolulu Star-Advertiser Third-Team All-State honors ... Member of the East Team for the HUB Goodwill All-Star

Game after his senior year ... Team played in the ILH Championships Game in 2011 ... Also lettered in track and field and competed in the shot put, discus, 100 and 200 meters.

**Personal:** Son of Shane Bush and Kelly Loo.

### Career Stats

Year	G/GS	UA-A	Total
2012	12/0	0-3	3
<b>Total</b>	<b>12/0</b>	<b>0-3</b>	<b>3</b>



**2 Kyran Butler, Running Back, 5-7, 183**  
**Senior-1L, Antioch, Calif. (De La Salle HS)**

**2012:** Played in 12 games as a reserve running back and on special teams ... Had two carries for 14 yards ... Delivered one of the biggest plays of the Utah game early in the fourth quarter to swing the momentum firmly in the Wildcats' favor ... With the score tied at 24-24, the Utes tried a fake punt on fourth-and-six from their own 39-yard line ... Butler tracked down the ball carrier from behind to make his first and only tackle of the season, thwarting the Utes' attempt to regain momentum.

**2011:** Played in nine games on special teams and as a reserve running back ... Had six carries for 29 yards against UCLA.

**2010:** Played in one game at running back ... Had three carries for 14 yards against The Citadel.

**2009:** Redshirted his true freshman year.

**High School:** Comes from a hugely successful prep program ... Starred for a 12-2 Spartans club, rated the top squad in the Bay Area, for head coach Bob Ladouceur, playing in the CIF Division I State title game ... Contra Costa Times All-East Bay League ... Bay Area News Group-East Bay All-Area Second-Team honors ... PrepStar All-West ... Rushed for 1,286 yards and 15 TDs on 157 carries ... Season-high 196 yards on nine carries in North Coast Section title game, Concord's 17th-consecutive NCS Championship ... 13-0 for 2007 CIF Division I State Championships - NCS Class 4A Champion Spartans ... 14 carries for 78 yards and two catches in the showdown ... 116 carries for 887 yards and 17 TDs, plus 10 catches for 290 and four TDs as junior ... In four playoff games, he rushed for 341 yards and seven touchdowns ... All-BVAL League Second-Team honors.

**Personal:** Son of Yolanda and Anthony Butler ... Earned his bachelor's degree in social behavior and human understanding in May 2013.

### Career Stats

Year	G/GS	Rush	Yds	TD	Avg/C	Lg	Avg/G
2010	1/0	3	14	0	4.7	7	14.0
2011	9/0	6	29	0	4.8	12	3.2
2012	12/0	2	14	0	7.0	16	1.2
<b>Total</b>	<b>22/0</b>	<b>11</b>	<b>57</b>	<b>0</b>	<b>5.2</b>	<b>16</b>	<b>2.6</b>



**12 Wayne Capers Jr., Safety, 6-1, 201**  
**Sophomore-1L, Pittsburgh, Pa. (Chartiers Valley HS)**

**2012:** Played in 11 games as a true freshman, mostly on special teams but also saw some time with the secondary ... One of six true freshman to play on defense during the season ... Earned his first career start at the "spur" position in the bowl game against Nevada ... Had 10 solo and two assisted tackles for a total of 12 stops ... Logged a season-high seven tackles, including a tackle for a loss of two yards, and forced his first career fumble in the bowl win over the Wolf Pack ... Broke up one pass in the Oregon State game.


**High School:** Threw for 1,044 yards with nine touchdowns in 2011 ... 59 carries for 330 yards and seven TDs ... Played quarterback and linebacker for

the Colts ... Also played guard for top-rated Chartiers Valley basketball team and was highly recruited to play at the collegiate level.

**Personal:** Son of Wayne, Sr. and Robbin Capers ... Father played football at Kansas and for the Pittsburgh Steelers and the Indianapolis Colts ... Mother played basketball for Kansas ... Majoring in pre-education.

### Career Stats

Year	G/GS	UA-A	Total	TFL-Yds	PBU	FF
2012	11/1	10-2	12	1.0-2	1	1
<b>Total</b>	<b>11/1</b>	<b>10-2</b>	<b>12</b>	<b>1.0-2</b>	<b>1</b>	<b>1</b>



**25 Ka'Deem Carey, Running Back, 5-10, 196**  
**Junior-2L, Tucson, Ariz. (Canyon del Oro HS)**

**2012:** Started and played in 13 games at running back ... Named to eight All-America teams, including Walter Camp, The Sporting News and the Associated Press, to earn consensus All-America honors from the NCAA ... All-Pac-12 First-Team ... A member of the Maxwell Award Watch List ... College Football Performance Awards National Running Back of the Year ... College Football Performance Awards National Player of the Week and Pac-12 Player of the Week for his performance in the Colorado game ... A four-time Offensive Player of the Week, selected by the Arizona coaching staff ... The nation's leading rusher in yards per game (148.4) and total yards (1,929) ... Broke Trung Canidate's single-season school-record rushing mark of 1,602

yards from 1999 in the first quarter of the Arizona State game on Nov. 23 ... Against Colorado on Nov. 10, he broke the Pac-12 and UA single-game rushing records with 366 yards on the ground ... His 1,929 yards rank No. 5 in Pac-12 single-season history ... Carey's 24 touchdowns (23 rushing and one receiving) ranked No. 5 nationally and No. 1 in the Pac-12 while breaking the Arizona single-season rushing TD school record ... The first Wildcat to register back-to-back 200-plus yard rushing games (366 vs. Colorado, 204 at Utah) and is just the third to have multiple 200-yard games in his career ... Topped 100 yards rushing in 10 games, just a year after the Wildcats broke 100 yards as a team only five times in 12 contests in 2011 ... Finished the season with 2,248 all-purpose yards, falling one yard shy of Dennis Northcutt's single-season school record of 2,249 set in 1999.

**2011:** Played in 11 games as a true freshman running back ... Second on the club with 425 yards on 91 totes with team-best six scoring runs ... Ran for two scores at USC and at Colorado ... Season-best 67 yards on nine carries against UCLA, season-high 12 carries in both the Oregon and USC games ... Season-best three receptions for 45 yards and a score at USC, plus had a scoring catch at ASU ... Team's top kickoff return specialist with 26 attempts for 549 yards ... Had nine kickoff returns for 197 yards against Oregon, to set school records in both categories.

**High School:** PrepStar Dream Team ... Tacoma News-Tribune Western 100 ... Arizona Republic All-Arizona ... Arizona Republic First-Team 4A All-State ... Arizona Daily Star First-Team All-Southern Arizona ... Arizona Football Coaches' Association First-Team All-State Top 25, plus first-team 4A-I all-state and 4A-I all-conference ... MaxPreps Top-25 tailback ... Rushed for 1,754 yards and 26 touchdowns as a senior ... As a junior, ran the ball 224 times for 2,738 yards, 45 touchdowns, helping CDO compile a 14-0 record and win the 4A-I state championship.

**Personal:** Son of Tisha Carey and Jack Carey ... Majoring in religious studies.

### Career Stats - Rushing

Year	G/GS	Rush	Yds	TD	Avg/C	Lg	Avg/G
2011	11/0	91	425	6	4.7	33	38.6
2012	13/13	303	1,929	23	6.4	73	148.4
<b>Total</b>	<b>24/13</b>	<b>394</b>	<b>2,354</b>	<b>29</b>	<b>6.0</b>	<b>73</b>	<b>98.1</b>

### Career Stats - Receiving

Year	G/GS	Rec	Yds	TD	Avg/C	Lg	Avg/G
2011	11/0	15	203	2	13.5	41	18.5
2012	13/13	36	303	1	8.4	47	23.3
<b>Total</b>	<b>24/13</b>	<b>51</b>	<b>506</b>	<b>3</b>	<b>9.9</b>	<b>47</b>	<b>21.1</b>

### Career Stats - Kick Returns

Year	G/GS	KO	Ret Yds	TD	Avg/Ret	Lg	Avg/G
2011	11/0	26	549	0	21.1	39	49.9
2012	13/13	1	16	0	16.0	16	1.2
<b>Total</b>	<b>24/13</b>	<b>27</b>	<b>565</b>	<b>0</b>	<b>20.9</b>	<b>39</b>	<b>23.5</b>



**63 Brian Chacon, Long Snapper, 6-3, 246**  
**Senior-2L, Cypress, Calif. (Cypress HS)**

**2012:** Played in all 13 games ... Named Special Teams Player of the Week by the Arizona coaching staff for his performance in the South Carolina State game ... Arizona's snapper on extra point attempts and field goals ... Perfect 8-for-8 in PATs against SCSU on Sept. 15 ... Snapped for John Bonano to kick perfectly in 11 of 13 games on the season with at least four made kicks in eight of those 11 games.

**2011:** Played in 10 games and handled snapping duties on place kicks.

**2010:** Played a reserve role on special teams and with the scout team.

**2009:** Redshirted his true freshman year.

**High School:** A football letterman for Cypress High School ... Also played on the offensive line.

**Personal:** Majoring in engineering management.

## 2013 Arizona Football Media Guide



**24 Dakota Conwell, Linebacker, 6-2, 217**  
**Sophomore-1L, Pittsburgh, Pa. (Upper St. Clair HS)**

**2012:** Played in 10 games ... One of six true freshman to play on defense during the season ... Played a reserve role at linebacker ... Recorded seven solo and five assisted tackles for a total of 12 ... Had 3.0 tackles for a loss of 12 yards ... Picked up his first career sack in the South Carolina State game, also for a loss of 10 yards ... Broke up two passes.

**High School:** Pennsylvania Sportswriters 4A First-Team All-State honors ... PrepStar All-East ... Chesapeake Bowl All-Star game ... Rated as the state's No. 2 outside linebacker prospect ... Two-time Pittsburgh Post-Gazette Fabulous 22 selection ... East 100 No. 39 ... At quarterback, he rushed for 1,097 yards and passed for 1,087, rushing for 35 TDs and passing for 18 ... Team won the Great Southern Conference title and played in state championship game in 2011 ... Recorded 38 tackles and an interception on defense ... Ran for 1,085 yards on 167 attempts with 16 TD runs, and was 62-121 passing for 916 yards.

**Personal:** Son of Dane and Mary Conwell ... Majoring in pre-business ... Brother, Dane Jr., also starred at Upper St. Clair, the University of Indiana and California University (Pa.) ... Father played at West Virginia and was a member of the 1981 Peach Bowl Champion squad.

**Career Stats**

Year	G/GS	UA-A	Total	TFL-Yds	Sacks-Yds	PBU
2012	10/0	7-5	12	3.0-12	1.0-10	2
<b>Total</b>	<b>10/0</b>	<b>7-5</b>	<b>12</b>	<b>3.0-12</b>	<b>1.0-10</b>	<b>2</b>



**83 Michael Cooper, Tight End, 6-5, 246**  
**Junior-2L, The Woodlands, Texas (The Woodlands HS)**

**2012:** Played in 12 games serving as a backup tight end and participating predominantly on special teams ... Recorded two solo tackles ... Pac-12 Second-Team All-Academic.

**2011:** Played in 12 games as a true freshman ... Served as the backup tight end and also contributed on special teams.

**High School:** PrepStar All-West Region ... District 14-5A Second-Team Defense honors for District Coach of the Year Marck Schmid ... Texas High School Football Top-25 defensive end ... Vype Magazine Houston Hot 100 ...

Long Star Gridiron Top-25 defensive lineman ... Honorable mention all-district as a junior ... Comes from a winning program with an undefeated regular season in 2010 and the 16th-straight playoff appearance ... Played outfield and first base for Highlanders baseball team.

**Personal:** Majoring in pre-business ... Brother, Perry, plays linebacker at UNLV ... Grandfather, John Michels, was inducted into the College Football Hall of Fame in 1996 ... A three-time All-American guard at Tennessee and played pro football for the Philadelphia Eagles and Winnipeg Blue Bombers before going on to coach the OL for the Minnesota Vikings from 1967-1993.



**7 B.J. Denker, Quarterback, 6-3, 173**  
**Senior-1L, Torrance, Calif. (North HS/Cerritos College)**

**2012:** Played in six games at quarterback and earned his first start against Colorado ... Reserve QB in the South Carolina State, Oregon, Washington, USC and UCLA games ... Threw for 259 yards, completing 25-of-37 attempts with three TDs ... Also rushed for 74 yards on six carries and one touchdown.

**Before Arizona:** CCCFCA First-Team Region IV All-California ... Northern Conference First-Team honors and Offensive MVP ... Passed for 2,319 yards and 31 TDs on 160 completions in 286 attempts for a 152.13 pass efficiency rating ... Rushed for 420 yards and seven scores on 92 attempts ... Team was 8-4 and league titlist, played in SoCal title tilt ... Redshirted in 2010 and

served as backup in 2009.

**High School:** Lettered in football and basketball at North High School ... Named Pioneer League MVP ... In final season, threw for 2,800 yards and 25 touchdowns with 900 rushing yards and nine scores on the ground ... Paced team to a 9-1 record and a league championship as a senior.

**Personal:** Son of Norton Engen and Nanci Smith ... Majoring in sports and society.

**Career Stats - Passing**

Year	G/GS	Att-Comp-Int	Yds	TD	Lg	Pct	Avg/P	Avg/G	Eff
2012	6/0	37-25-1	259	3	31	67.6	10.36	43.2	147.7
<b>Total</b>	<b>6/0</b>	<b>37-25-1</b>	<b>259</b>	<b>3</b>	<b>31</b>	<b>67.6</b>	<b>10.36</b>	<b>43.2</b>	<b>147.7</b>

**Career Stats - Rushing**

Year	G/GS	Rush	Yds	TD	Avg/C	Lg	Avg/G
2012	6/0	21	74	1	3.5	17	12.3
<b>Total</b>	<b>6/0</b>	<b>21</b>	<b>74</b>	<b>1</b>	<b>3.5</b>	<b>17</b>	<b>12.3</b>



**9 C.J. Dozier, Linebacker, 6-2, 205**  
**Sophomore-1L, San Diego, Calif. (Chaparral HS)**

**2012:** Played in nine games, including the final seven, at backup sam linebacker as a true freshman ... Earned his first start in the Utah game at will linebacker ... One of six true freshman to play on defense during the season ... Had 27 tackles, 17 solo and 10 unassisted, on the season ... Against Nevada in the bowl game, recorded a career-high 15 tackles, including nine solo stops ... Forced a fumble in the Colorado game.

**High School:** PrepStar All-West ... 113 tackles and four sacks as a junior, earning North County Times All-Valley First-Team Defense ... All-Southwestern League First-Team and a three-year starter, collected 58 tackles in leading Pumas back into quarterfinals in 2011 ... All-state and All-Southwestern League Second-Team honors as sophomore ... Team won the CIF Championship in 2009, his sophomore season.

**Personal:** Son of Curtis Sr. and Rebekah Dozier ... Given name is Curtis ... Majoring in communication.

**Career Stats**

Year	G/GS	UA-A	Total	FF
2012	9/1	17-10	27	1
<b>Total</b>	<b>9/1</b>	<b>17-10</b>	<b>27</b>	<b>1</b>



**73 Fabbians Ebbele, Offensive Line, 6-8, 309**  
**Junior-2L, Chicago, Ill. (Simeon HS)**


**2012:** Started and played in 13 games at right tackle ... Member of the offensive line that earned Offensive Player of the Week honors from the Arizona coaching staff for its performance in the Washington game ... Played with an offensive line that allowed UA to lead the Pac-12 in total offense for four-straight weeks (weeks 6-9) and rank as high as fourth nationally in weeks 3, 7 and 9 ... Arizona's offensive triple-threat attack featured a 3,000-yard passer (Matt Scott - 3,620 yards), a 1,500-yard rusher (Ka'Deem Carey - 1,929 yards) and a 1,000-yard receiver (Austin Hill - 1,364 yards).

**2011:** Started and played in 12 games at right tackle ... Earned The Sporting News Freshman All-America honors ... Member of the offensive line that allowed for quarterback Nick Foles to throw for 4,334 yards and 28 touchdowns, averaging 465.2 yards of offensive per game and 30.8 points per game.

**2010:** Redshirted his true freshman year.

**High School:** Chicago Sun-Times First-Team All-Public League ... Sun-Times Area Top 100 ... Blocked for the Wolverines' all-city RB Horatio Banks and all-city QB Robert Gregory ... Simeon won the city championship in 2009 under head coach Jesse Chick ... Also a standout forward for the Simeon basketball team and threw the shot put in track and field.

**Personal:** Majoring in economy and industry.



**20 Trevor Ermisch, Receiver, 6-2, 177**  
**Junior-2L, Phoenix, Ariz. (Sandra Day O'Connor HS)**

**2012:** Played in 13 games as a reserve receiver and on special teams ... Logged six total and two assisted tackles for a total of eight stops ... Pac-12 Second-Team All-Academic.

**2011:** Played in 11 games as a true freshman ... Worked with the receivers and made one tackle as a member of the special teams units.

**High School:** All-conference, all-district, all-region and all-state selection as a senior at the receiver and cornerback positions ... Collected 12 touchdown passes his senior year ... Squad went 11-1 and won a league championship during his final campaign.

**Personal:** Son of Karl and Janis Ermisch ... Majoring in communication.



**64 Fajtele Faafoi, Offensive Line, 6-4, 321**  
**Sophomore-1L, Tustin, Calif. (Tustin HS)**

**2012:** Played in 12 games as a member of the offensive line and on special teams ... Member of the offensive line that allowed UA to lead the Pac-12 in total offense for four-straight weeks (weeks 6-9) and rank as high as fourth nationally in weeks 3, 7 and 9 ... Arizona's offensive triple-threat attack featured a 3,000-yard passer (Matt Scott - 3,620 yards), a 1,500-yard rusher (Ka'Deem Carey - 1,929 yards) and a 1,000-yard receiver (Austin Hill - 1,364 yards).

**2011:** Redshirted his true freshman year.

**High School:** PrepStar All-West Region ... OCVarsity.com All-County Third-Team honors his senior year for Tillers head coach Myron Miller ... Golden State Preps All-Southern California as a junior defensive tackle ... Started at guard and defensive tackle for Tustin and switched to left tackle as a senior ... Earned All-Empire League in 2010.

**Personal:** Family lives in Apia, the capital city of American Samoa on the island of Upolu ... Lived in Tustin with his aunt and uncle ... High school experience is his first in football, as he grew up playing rugby in Samoa ... Majoring in arts, media and entertainment.

## 2013 Arizona Football Media Guide



**33 Jake Fischer, Linebacker, 6-0, 222**  
Senior-3L, Oro Valley, Ariz. (Ironwood Ridge HS)

**2012:** Started and played in 13 games at middle linebacker ... All-Pac-12 Honorable Mention ... CoSIDA Academic All-District ... Pac-12 First-Team All-Academic ... Named Pac-12 Defensive Player of the Week for his performance in the Toledo game ... Wildcat team leader in tackles with 119 (76 solo and 43 assisted) ... Averaged 9.15 tackles per game ... Third on the team in TFL with 6.5 for 16 yards ... Forced three and recovered four fumbles ... Also broke up three passes ... Had a career-high 14 tackles in the 59-38 win over No. 18 Oklahoma State.

**2011:** Redshirted the season with a knee injury.

**2010:** Played in 13 and started nine games at linebacker ... Pac-10 First-Team All-Academic ... Named Pac-10 Special Teams Player of the Week after a 29-yard run on fake punt at UCLA ... Finished the season with 40 solo and 18 assisted tackles for a total of 58 stops ... Logged 7.5 tackles for a loss of 22 yards and 2.0 sacks for a loss of 11 yards ... Stat line also included two passes broken up and one fumble recovery.

**2009:** Played in all 13 games as a true freshman ... Had seven tackles (six solo, one assisted) while playing predominantly on special teams.

**High School:** Arizona Football Coaches' Association Class 5A Second-Team All-State ... PrepStar All-West ... Arizona Republic All-5A Second-Team honors as a linebacker for head coach Gary Minor ... 24 carries for 216 yards in the playoffs against Sunnyside ... Nighthawks made the 5A Division II state semifinals and had a 10-3 finish ... Named 5A Southern II All-Region Defensive MVP by the coaches in 2008, first-team defense, second-team offense ... 2007 All-Southern Arizona by the Arizona Daily Star.

**Personal:** Son of Brett and Sue Fischer ... Brother, Mitch, is a safety at Pima Community College ... Majoring in marketing.

### Career Stats

Year	G/GS	UA-A	Total	TFL-Yds	Sacks-Yds	PBU	FF-FR
2009	13/0	6-1	7	1.0-1	0-0	0	0-0
2010	13/8	40-18	58	7.5-22	2.0-11	2	0-1
2012	13/13	76-43	119	6.5-16	0-0	3	3-4
<b>Total</b>	<b>39/21</b>	<b>122-62</b>	<b>184</b>	<b>15.0-39</b>	<b>2.0-11</b>	<b>5</b>	<b>3-5</b>



**2 Marquis Flowers, Linebacker, 6-3, 229**  
Senior-3L, Phoenix, Ariz. (Millennium HS)

**2012:** Started and played in all 13 games at sam linebacker ... Pac-12 Defensive Player of the Week for his performance in the USC game ... Moved from safety to linebacker before the Toledo game ... Second on the team in tackles with 100 total (57 solo and 43 assisted) ... Led the squad in TFL with 13.0 for 57 yards ... Also had 5.5 sacks for 39 yards ... Forced three fumbles and recovered one, intercepted three passes for 18 return yards and broke up three passes.

**2011:** Started nine and played in 11 games as part of the secondary ... Logged 68 total tackles (53 solo, 15 assisted) ... Had 3.0 tackles for a loss of

eight yards and 1.0 sack for a loss of six yards ... Intercepted one pass and recovered one fumble for 10 return yards ... Also broke up three passes.

**2010:** Played in all 13 games as true freshman, predominantly on special teams ... Collected six solo and five assisted tackles for 11 total stops.

**High School:** Played in the U.S. Army All-America game in January 2010 in San Antonio, Texas ... News-Tribune.com Western 100 ... Long Beach Press-Telegram Best in the West Honorable Mention ... PrepStar Dream Team All-American ... SuperPrep Elite 50, All-American athlete and All-Far West ... USA Today Tom Lemming's Top-25 Safety ... Arizona Republic top-rated senior prospect ... All-Arizona Republic First-Team and First-Team All-Class 5A for head coach Curtis Mays ... SuperPrep Pre-Season Top 50 ... Had 46 tackles, four passes defended, a field-goal block and two interceptions as a senior ... On offense, he rushed for 1,247 yards and 16 TDs while catching 13 passes for 162 yards ... On numerous top-100 prospects lists ... 150-plus tackles as an underclassman ... Rushed for 932 yards and eight TDs on offense as a sophomore.

**Personal:** Son of Shawn and Adarin Flowers ... Majoring in social behavior and human understanding.

### Career Stats

Year	G/GS	UA-A	Total	TFL-Yds	Sacks-Yds	INT-Yds	PBU	FF-FR
2010	13/0	6-5	11	0-0	0-0	0-0	0	0-0
2011	11/9	53-15	68	3.0-8	1.0-6	1-0	3	0-1
2012	13/13	57-43	100	13.0-57	5.5-39	3-18	3	3-1
<b>Total</b>	<b>37/22</b>	<b>116-63</b>	<b>179</b>	<b>16.0-65</b>	<b>6.5-45</b>	<b>4-18</b>	<b>6</b>	<b>3-2</b>



**84 Reggie Gilbert, Defensive Line, 6-4, 264**  
Junior-2L, Laveen, Ariz. (Fairfax HS)

**2012:** Played in 11 and started eight games at defensive tackle ... Pac-12 Honorable Mention All-Academic ... Recorded 19 tackles (11 solo, eight assisted) and recovered two fumbles ... Also had 6.0 tackles for a loss of 32 yards and 3.5 sacks for 29 yards.

**2011:** Played in six games as a true freshman ... Logged time as a backup on the defensive line and with the special teams units.

**High School:** PrepStar All-West Region ... 247football.com Preseason All-Arizona Defense ... Foot injury limited his senior campaign ... 58 tackles, 13 sacks, two caused fumbles as a junior ... Played defensive end and tight end on team where the entire

Stampede squad went both ways ... Fairfax High School team was in its second year of existence and second as a varsity program in 2010 ... 315-pound bench, 305-pound clean and 568-pound squat, made him the school's combined lifting record holder.

**Personal:** Majoring in psychology.

### Career Stats

Year	G/GS	UA-A	Total	TFL-Yds	Sacks-Yds	FR
2011	6/0	0-0	0	0-0	0-0	0
2012	11/8	11-8	19	6.0-32	3.5-29	2
<b>Total</b>	<b>17/8</b>	<b>11-8</b>	<b>19</b>	<b>6.0-32</b>	<b>3.5-29</b>	<b>2</b>



**50 Chase Gorham, Long Snapper, 6-3, 230**  
Junior-2L, Scottsdale, Ariz. (Chaparral HS)

**2012:** Played in 13 games on special teams ... Handled snapping duties for all 52 of Kyle Dugandzic's punts.

**2011:** Did not participate for personal reasons.

**2010:** Played in 13 games as a true freshman ... Served as the snapper on the punt team.

**High School:** National kicking camps participant for several years, considered one of the top snappers in the nation, earning a top 2010 rating from Chris Sailer Kicking ... PrepStar All-West ... Arizona Republic All-Arizona honors and Arizona Republic First-Team 5-A All-State honors ... Helped his club win the 5A II state championship at 13-1 in 2009.

**Personal:** Son of Charlie Gorham Sr. and Denise Bueno ... Majoring in sports and society ... Father was a UA letterman in 1972-73 as a place kicker, connecting on 17 field goals in 28 tries, including a share of the UA single-game record with 4-for-4 against Indiana in 1973.



**26 Jourdon Grandon, Free Safety, 6-0, 192**  
Junior-2L, Avondale, Ariz. (Westview HS)

**2012:** Started nine and played in 12 games at free safety ... Had 55 tackles, 41 solo and 14 assisted ... One interception for 29 return yards in the win over Washington ... Stat line also included six passes broken up, one forced fumble and one fumble recovery ... Collected a career-high 12 tackles against Oregon State and at Stanford.

**2011:** Started four and played in 11 games as part of the secondary ... Totaled 36 tackles, 27 solo and nine assisted, and two forced fumbles ... Had an interception and 41-yard return to help win the ASU game, plus career-best three PBU in the game ... Finished the year strong with 12 tackles, a pick and forced fumble in the ASU and Louisiana games ... Forced a fumble in his first action against NAU.

**2010:** Redshirted his true freshman year.

**High School:** NewsTribune.com Western 100 ... PrepStar All-West ... SuperPrep All-Far West ... SuperPrep Preseason All-American in 2009 ... Rated among the top corners in Arizona ... Quarterback and corner for Westview head coach Jeff Bowen ... Foot injury in the preseason caused him to miss nine games of his senior year ... As a junior, threw for 1,526 yards and 11 scores with only four interceptions, and also rushed for 759 yards and eight TDs ... In 2008, had 37 tackles and four picks ... Wing player for the Westview basketball team.

**Personal:** Son of Penny and Michael Grandon ... Majoring in communication.

### Career Stats

Year	G/GS	UA-A	Total	TFL-Yds	INT-Yds	PBU	FF-FR
2011	11/4	27-9	36	1.0-2	1-41	4	2-0
2012	12/9	41-14	55	0.5-1	1-29	6	1-1
<b>Total</b>	<b>23/13</b>	<b>68-23</b>	<b>91</b>	<b>1.5-3</b>	<b>2-70</b>	<b>10</b>	<b>3-1</b>



**29 Austin Hill, Receiver, 6-3, 210**  
Junior-2L, Corona, Calif. (Eleanor Roosevelt HS)

**2012:** Made 12 starts at the slot receiver position and played in all 13 games ... Biletnikoff Award Semifinalist ... All-Pac-12 Second-Team ... Didn't start the Toledo game but played a major role off the bench with seven catches for 139 yards and one touchdown ... Totaled 81 catches for 1,364 yards and 11 touchdowns to lead the Wildcat receivers ... Ranked No. 2 in the Pac-12 in total receiving yards (1,364) and yards per game (104.9) ... Hauled in a career-high 11 catches for 165 yards at Stanford ... Collected 259 yards on 10 catches in the 39-36 win against No. 10 USC ... Scored two touchdowns in four games and had at least one score in seven games ... Picked up 100 yards or more in five contests.

**2011:** Played in 10 games and started one ... Collected 21 catches for 311 yards and two touchdowns ... Hauled in a season-high eight catches for 128 yards at Oklahoma State.

**2010:** Redshirted his true freshman year.

**High School:** All-CIF Inland Division honors in 2009 ... PrepStar All-West ... Top 20 by San Gabriel Valley/Inland Empire Scouting ... SuperPrep All-Far West for head coach Bill Stacy ... Among league leaders with 45 catches for 1,160 yards and nine touchdowns, plus rushed for two scores ... Had 34 grabs for 625 yards and seven TDs as a junior ... One of top prep hurdlers in Riverside County, with title at the 2009 Mt. SAC Relays in the 300-meter hurdles.

## 2013 Arizona Football Media Guide

**Personal:** Majoring in psychology.

### Career Stats

Year	G/GS	Rec	Yds	TD	Avg/C	Lg	Avg/G
2011	10/1	21	311	2	14.8	47	31.1
2012	13/12	81	1,364	11	16.8	63	104.9
<b>Total</b>	<b>23/13</b>	<b>102</b>	<b>1,675</b>	<b>13</b>	<b>16.4</b>	<b>63</b>	<b>72.8</b>



**19 Hank Hobson, Linebacker, 6-3, 236**  
Junior-2L, Bakersfield, Calif. (Stockdale HS)

**2012:** Played in six games as a backup linebacker ... Missed seven games because of injury ... Totaled 14 tackles, including two for a loss of eight yards and one sack for a loss of seven yards ... Had a career-high five tackles at Stanford.

**2011:** Played in 12 games with one start at linebacker ... Had eight tackles with a season-high two stops at USC.

**High School:** PrepStar All-West Region ... All-Southwest Yosemite League First-Team honors for playoff quarterfinalists Stockdale ... All-CIF Central

Section ... Bakersfield Californian Honorable Mention Top-10 ... All-Area Second-Team Defense by the Californian ... Central Valley College Prospect Top 25 by CBSsports.com ... All-Southwest Yosemite League First-Team honors as a junior, helping the Mustangs to a 9-2 record ... Middle linebacker and tight end ... Utility player for the baseball team.

**Personal:** Father, Butch, played Major League Baseball ... Majoring in social behavior and human understanding.

### Career Stats

Year	G/GS	UA-A	Total
2011	12/1	6-2	8
2012	6/0	10-4	14
<b>Total</b>	<b>18/1</b>	<b>16-6</b>	<b>22</b>



**98 Tevin Hood, Defensive Line, 6-0, 293**  
Senior-1L, Chandler, Ariz. (Hamilton HS/Duke/USD)

**2012:** Played in 13 games and started three contests at nose guard ... One of six current or former walk-ons to play on defense for the Wildcats ... Totaled 26 tackles on the season with 13 solo and 13 assisted ... Also had 3.0 tackles for a loss of four yards and a forced fumble.

**Before Arizona:** Played his true freshman year in four games at Duke, recording four tackles ... Transferred to the University of San Diego for the 2011 season, playing in eight games, with 11 tackles including 3.5 for losses.

**High School:** Logged 130 tackles for the Curley Culp Award his senior year ... National Football Foundation Scholar-Athlete ... Football and wrestling letterman, with 5A-I state title in the heavyweight class.

**Personal:** Son of Roselyn and Charles Hood ... Biological father, Eric Swann, played in the NFL for the Cardinals ... Majoring in study of American experience.

### Career Stats

Year	G/GS	UA-A	Total	TFL-Yds	FF
2012	13/3	13-13	26	3.0-4	1
<b>Total</b>	<b>13/3</b>	<b>13-13</b>	<b>26</b>	<b>3.0-4</b>	<b>1</b>



**57 Cody Ippolito, Linebacker, 6-2, 230**  
Sophomore-SQ, Paradise Valley, Ariz. (Chaparral HS)

**2012:** Played in seven games as a backup linebacker as a true freshman ... Also played on special teams.

**High School:** Arizona Republic All-Arizona First Team, all-city first-team, All-Division II First-Team, All-Tribune First-Team Defense, 24-7 First-Team Defense, Arizona Football Coaches' Association All-State Division II First-Team ... 2012 ESPN Top-100 Linebackers, rated 60th ... Started on Chaparral High School's 2009, 2010 and 2011 Arizona State Championship Teams ... Logged 122 tackles on defense and 25 carries for 248 yards as fullback.

**Personal:** Son of Lisa Smith and Jerry Ippolito.



**30 Johnny Jackson, Receiver, 5-10, 176**  
Sophomore-1L, San Diego, Calif. (St. Augustine HS)

**2012:** Played in 11 games as a reserve wide receiver ... Totaled 25 receptions for 187 yards and one touchdown ... Hauled in career-high 10 catches for 75 yards in the OT loss at Stanford.

**2011:** Redshirted his true freshman year.

**Personal:** Majoring in pre-business.

### Career Stats

Year	G/GS	Rec	Yds	TD	Avg/C	Lg	Avg/G
2012	11/0	25	187	1	7.5	26	17.0
<b>Total</b>	<b>11/0</b>	<b>25</b>	<b>187</b>	<b>1</b>	<b>7.5</b>	<b>26</b>	<b>17.0</b>



**53 Sir Thomas Jackson, Linebacker, 6-0, 205**  
Sophomore-1L, Seattle, Wash. (O'Dea HS)

**2012:** Started 12 and played in 13 games at the will linebacker position ... One of six current or former walk-ons to play on defense for the Wildcats ... Collected 58 total tackles, 31 solo and 27 assisted, to go with three passes broken up ... Recorded 5.0 tackles for a loss of 23 yards and 1.5 sacks for a loss of nine yards.

**2011:** Redshirted his true freshman year.

**High School:** Three-year football letterman as a defensive end at O'Dea High School ... Earned all-conference honors as a sophomore, junior and senior ... Went on to earn all-state honors as a senior ... Named to the honor roll as a freshman and sophomore ... Led his team to a 10-2 record and a first-place league finish during his final campaign.

**Personal:** Majoring in pre-family studies and human development.

### Career Stats

Year	G/GS	UA-A	Total	TFL-Yds	Sacks-Yds	PBU
2012	13/12	31-27	58	5.0-23	1.5-9	3
<b>Total</b>	<b>13/12</b>	<b>31-27</b>	<b>58</b>	<b>5.0-23</b>	<b>1.5-9</b>	<b>3</b>



**3 Daniel Jenkins, Running Back, 5-9, 197**  
Senior-3L, Moreno Valley, Calif. (Rancho Verde HS)

**2012:** Played in 13 games with one start at running back at Oregon ... Had 67 carries for 293 yards and two touchdowns ... Averaged 4.4 yards per carry and 22.5 yards per game with a long run of 16 ... Scored his two touchdowns against South Carolina State and at Utah ... Total a career high 76 yards at 12 carries vs. SCSU ... Hauled in four receptions for 30 yards ... Also returned 16 kicks for 329 yards with a long of 56 and an average of 20.6 per carry.

**2011:** Played in 10 games with one start vs. UCLA ... Totaled 31 carries for 176 yards and two touchdowns ... Had a season high 10 carries at Washington and a season high 57 yards vs. Utah ... Two scores came vs. Colorado and vs. Louisiana-Lafayette ... Returned five kicks for 138 yards, a long of 81 and an average of 27.6 per carry ... Caught five passes for 31 yards.

**2010:** Played in nine games at backup running back ... Recorded eight carries for 26 yards ... Returned two kicks for 23 yards.

**2009:** Redshirted his true freshman year.

**High School:** One of the top running backs in Inland Empire ... PrepStar All-America ... Tacoma News Tribune Western 100 ... CalHiSports All-State nominee for the Southern Section ... All-Inland Valley League honors as a junior defensive back for the Mustangs ... Two big games with 212 rushing yards and three scores against St. John Bosco, and three TDs and 191 yards against Arcadia in 2008 ... Played cornerback as an underclassman just to break into the lineup at Rancho Verde for head coach Pete Duffy ... Ran for over 1,014 yards and 15 touchdowns as a junior in 2007, with nine yards per tote ... Participated in the 2008 Nike Elite Camp.

**Personal:** Son of Charlotte and William Jenkins ... Brother, William, played safety for the Wildcats ... Earned his bachelor's degree in public administration and policy in May 2013 ... Prep teammates with fellow Wildcat Terrence Miller.

### Career Stats - Rushing

Year	G/GS	Rush	Yds	TD	Avg/C	Lg	Avg/G
2010	9/0	8	26	0	3.2	5	2.9
2011	10/1	31	176	2	5.7	34	17.6
2012	13/1	67	293	2	4.4	16	22.5
<b>Total</b>	<b>32/2</b>	<b>106</b>	<b>495</b>	<b>4</b>	<b>4.7</b>	<b>34</b>	<b>15.5</b>

### Career Stats - Receiving

Year	G/GS	Rec	Yds	TD	Avg/C	Lg	Avg/G
2010	9/0	0	0	0	0.0	0	0.0
2011	10/1	5	31	0	6.2	12	3.1
2012	13/1	4	30	0	7.5	17	2.3
<b>Total</b>	<b>32/2</b>	<b>9</b>	<b>61</b>	<b>0</b>	<b>6.7</b>	<b>17</b>	<b>1.9</b>

### Career Stats - Kick Returns

Year	G/GS	KO	Ret Yds	TD	Avg/Ret	Lg	Avg/G
2010	9/0	2	23	0	11.5	22	2.6
2011	10/1	5	138	0	27.6	81	13.8
2012	13/1	16	329	0	20.6	56	25.3
<b>Total</b>	<b>32/2</b>	<b>21</b>	<b>490</b>	<b>0</b>	<b>23.3</b>	<b>81</b>	<b>15.3</b>

## 2013 Arizona Football Media Guide




**28 Anthony Lopez, Safety, 5-11, 208**  
**Sophomore-1L, West Milford, N.J. (Mesquite HS [Ariz.])**

**2012:** Played in 12 games as true freshman ... Logged time on the field with the special teams units.

**High School:** PrepStar All-West ... All-Division I Section 2 honors ... Arizona Republic All-Arizona Division I Second-Team honors ... 24-7 Football Honorable Mention All-State ... Rushed for 1,264 yards on 169 carries for 7.48 yard and 13 TDs per tote ... Also posted 27 tackles and 11 PBU as a cornerback ... Returned 17 kickoffs for 12.5 yards per return ... Rushed for 227 yards on 20 carries against Dobson and a 91-yard run against Chaparral as a senior ... Ran sprints for the Mesquite track squad.

**Personal:** Son of Edwin and Mary Lopez.



**77 Lene Maiava, Offensive Line, 6-5, 281**  
**Sophomore-1L, Tafuna, American Samoa (Tafuna HS)**

**2012:** Played in the first four games before suffering a season-ending knee surgery ... Will return to the offensive line unit in 2013.

**2011:** Redshirted his true freshman year.

**High School:** Selected for the Polynesian All-America Bowl in January 2011 ... One of the island's top linemen, Maiava played both ways for the Warriors.

**Personal:** Majoring in arts, media and entertainment.



**6 Jonathan McKnight, Cornerback, 5-11, 161**  
**Junior-2L, River Ridge, La. (John Curtis HS)**

**2012:** Played in 13 and started nine games at cornerback ... Recorded 51 tackles, 33 solo and 18 assisted ... Had a half sack for a loss of one yard ... Returned three interceptions for 71 yards, including a 48-yard score in the 59-38 win over No. 18 Oklahoma State ... Also broke up four passes and recovered one fumble ... Career- and season-high 11 tackles in the 39-36 win against No. 10 USC.

**2011:** Missed the season with a knee injury.


**2010:** Played 13 games as a true freshman ... Backup at corner and a mainstay on special teams ... Finished with 12 solo tackles and two passes defended ... Season-best three tackles against Washington and against ASU.

**High School:** SuperPrep All-Southwest ... Louisiana Sports Writers Association First-Team 2A All-State ... TigerRag Louisiana Top 25 ... Times Picayune Louisiana Fabulous 50 ... Defensive back and running back at Curtis ... Four interceptions as a senior, 20 PBU and 26 tackles in 2009.

**Personal:** Brother of former USC star Joe McKnight ... Sister, Johanna, played basketball and ran track at Richmond ... Majoring in social behavior and human understanding.

### Career Stats

Year	G/GS	UA-A	Total	TFL-Yds	Sack-Yds	Int-Yds	FR	PBU
2010	13/0	12-0	12	0-0	0-0	0-0	0	2
2012	13/9	33-18	51	0.5-1	0.5-1	3-71	1	4
<b>Total</b>	<b>26/9</b>	<b>45-18</b>	<b>63</b>	<b>0.5-1</b>	<b>0.5-1</b>	<b>3-71</b>	<b>1</b>	<b>6</b>



**18 Terrence Miller, Receiver, 6-4, 234**  
**Senior-3L, Moreno Valley, Calif. (Rancho Verde HS)**

**2012:** Started and played in four games at the wide receiver position ... Had 13 catches for 143 yards and two touchdowns ... Missed nine games because of injury ... Was granted a fifth year of eligibility by the NCAA.

**2011:** Played 10 games ... Hauled in 11 catches for 136 yards ... Had season highs of four catches for 44 yards at Colorado and four catches for 54 yards vs. Louisiana.

**2010:** Played in 13 games with three starts ... Emerged as a key threat with a seven-catch, 116-yard outing against USC, followed by career-best eight snares for 96 yards at Oregon ... Totaled 29 receptions for 345 yards on the season.

**2009:** Played in seven games as a true freshman ... Caught two passes for 26 yards, with a long of 22 against Washington State.

**High School:** All-CIF Inland Division First-Team honors in 2008 ... Riverside Press-Enterprise Honorable Mention All-Area for head coach Pete Duffy ... Played in the 2009 Inland Empire All-Star Classic for Riverside County team and threw a scoring pass ... Scouting combines participant ... Had 48 catches for over 650 yards and 12 touchdowns during his 2007 junior season for Rancho Verde ... All-league and All CIF-Southern Section Central Division as junior.

**Personal:** Son of Diane and Clarvin Miller ... Earned his bachelor's degree in social behavior and human understanding in May 2013 ... Prep teammates with fellow Wildcat Daniel Jenkins.

### Career Stats

Year	G/GS	Rec	Yds	TD	Avg/C	Lg	Avg/G
2009	7/0	2	26	0	13.0	22	3.7
2010	13/3	29	345	0	11.9	38	26.5
2011	10/0	11	136	0	12.4	32	13.6
2012	4/4	13	143	2	11.0	27	35.8
<b>Total</b>	<b>34/7</b>	<b>55</b>	<b>650</b>	<b>2</b>	<b>11.8</b>	<b>38</b>	<b>19.1</b>



**8 Richard Morrison, Cornerback, 5-11, 174**  
**Senior-3L, Royse City, Texas (Royse City HS)**

**2012:** Played in nine games and started the season opener at the slot receiver position ... Named Pac-12 Special Teams Player of the Week for his performance in the win against Washington ... Hauled in 23 catches for 171 yards and two touchdowns ... Scores came in the Oklahoma State and South Carolina State wins ... Also served as one of Arizona's punt returners ... Returned 13 kicks for 132 yards, including a career-long 63-yard score in the win over Washington.

**2011:** Played in 11 games with one start ... Season-high five receptions for 64 yards and a score against Oregon ... Five receptions and a score vs. Northern Arizona in the season opener ... Totaled 22 catches for 201 yards and two touchdowns.

**2010:** Played in 10 games with one start ... Collected 19 receptions for 188 yards, 12 of those in final three games of the year.

**2009:** Redshirted his true freshman year ... Served as scout team QB.

**High School:** All-District 10-4A Offensive Player of the Year in 2008, first-team offense for Bulldogs ... Dallas Morning News Area 100 ... PrepStar All-Midlands ... Rushed for 586 yards and eight TDs and threw for 2,472 and 22 scores in 2008 ... Rushed for 37 touchdowns and threw for 77 during his three-year career ... 2007 3A All-State ... All-District 10-3A MVP after his junior year ... Was 241 of 353 for 3,350 yards and 33 touchdowns in 2007, helping the Bulldogs average 443 yards and 43 points per game ... Also ran for 11 touchdowns and finished 11-1 ... Club was 9-1 in 2006 ... 123 carries for 911 yards and 18 TDs as a sophomore, when he also had 337 receiving yards.

**Personal:** Son of Robert Mitchell ... Earned his bachelor's degree in social behavior and human understanding in May 2013.

### Career Stats - Receiving

Year	G/GS	Rec	Yds	TD	Avg/C	Lg	Avg/G
2010	10/1	19	188	0	9.9	34	18.8
2011	11/1	22	201	2	9.1	34	18.3
2012	9/1	23	171	2	7.4	21	19.0
<b>Total</b>	<b>30/3</b>	<b>64</b>	<b>560</b>	<b>4</b>	<b>8.8</b>	<b>34</b>	<b>18.7</b>

### Career Stats - Punt Returns

Year	G/GS	Ret.	Yds	TD	Lg	Avg
2010	10/1	0	0	0	0	0
2011	11/1	11	61	0	15	5.5
2012	9/1	13	132	1	63	10.2
<b>Total</b>	<b>30/3</b>	<b>24</b>	<b>193</b>	<b>1</b>	<b>63</b>	<b>8.0</b>



**40 Brendan Murphy, Safety, 5-11, 176**  
**Senior-1L, New Hartford, N.Y.**  
**(Chaparral HS [Ariz.]/Air Force/Glendale C.C.)**

**2012:** Played in 13 games with some reserve work in the secondary and as a mainstay on special teams ... One of six current or former walk-ons to play on defense for the Wildcats during the season ... Collected six tackles (three solo and three assisted) and broke up one pass.

**Before Arizona:** Attended Glendale Community College and the Air Force Academy during the 2010 and 2011 seasons.

**High School:** A first-team all-district, all-region and all-state honoree for the Chaparral Firebirds in Scottsdale ... Team was state champions his senior year with a 13-1 record ... 2012 National Football Foundation Scholar-Athlete and MVP of the 2005 UConn Football Camp and the 2007 Maroon and Gold Camp.

**Personal:** Son of Trey and Jodi Murphy, was born in Bridgeport, Conn., raised in New Hartford, N.Y. and then attended Chaparral High School in Scottsdale ... Father attended The Citadel and is a member of the U.S. Air Force ... Uncles, Dan and Craig, played football at UConn.

### Career Stats

Year	G/GS	UA-A	Total
2012	13/0	3-3	6
<b>Total</b>	<b>13/0</b>	<b>3-3</b>	<b>6</b>

## 2013 Arizona Football Media Guide



**11 William Parks, Safety, 6-1, 184**  
**Sophomore-1L, Philadelphia, Pa., (Germantown HS)**

**2012:** Played in 13 games as a member of the secondary in his true freshman year ... Also played on special teams ... One of six true freshman to play on defense during the season ... Totaled nine tackles, eight solo and one assisted.

**High School:** All-Southeastern Pennsylvania First-Team Defense honors ... Played in the Chesapeake Bowl ... Cornerback, receiver, running back and kick returner for the Bears ... Scored five TDs on 39 carries and 167 yards as senior, with 21 receptions for 337 yards and four scores ... Four interceptions for 119 yards, seven PBUs and 27 tackles ... As a junior, rushed for 657 yards

on 143 carries and four scores, with nine receptions for 138 yards and a touchdown ... Logged 45 tackles and three interceptions as a defender ... Won a 2011-12 State Mini-Max award for football performance, academics and community service from the Maxwell Foundation ... Also lettered in basketball and track and field.

**Personal:** Son of William McLeod and Nyerere Parks.

### Career Stats

Year	G/GS	UA-A	Total
2012	13/0	8-1	9
<b>Total</b>	<b>13/0</b>	<b>8-1</b>	<b>9</b>



**90 Dan Pettinato, Defensive Line, 6-5, 258**  
**Junior-2L, Grass Valley, Calif. (Nevada Union HS)**

**2012:** Played in 11 games with four starts at defensive end and five starts at defensive tackle ... Tallied 34 tackles with 22 solo and 12 assisted ... Had 1.5 tackles for a loss of seven yards ... Stat line also included two passes broken up and one recovered fumble ... Had a career-high six tackles at Oregon.

**2011:** Played in 12 games with three starts ... Had a season-high four tackles at Colorado ... Totaled 16 tackles, eight solo and eight assisted ... Had 1.5 tackles for a loss of 13 yards ... Recorded one sack for a loss of 13 yards against Louisiana.


**2010:** Redshirted his true freshman year.

**High School:** PrepStar All-West ... Delta Valley Conference Player of the Year after he led the Nevada Union Miners to an undefeated 5-0 record in league play ... 2009 Sacramento Bee All-Metro First-Team nods as an all-purpose player for head coach Dave Humphers ... All-Sac-Joaquin Section First-Team honors as selected by the National Football Foundation Sacramento Valley chapter ... Earned NU's Jim Brown Award as team MVP ... Club won the division championship at 13-1, finishing in Cal-Hi Sports Top 20 ... Had two TD catches and two sacks in the quarterfinal vs. Sheldon ... Logged 35 catches for 700 yards and eight touchdowns at tight end, with five sacks to go along with 87 tackles at defensive end his senior year ... As a junior, he had 64 tackles and eight sacks, earning Sac Bee Honorable Mention All-Metro honors as DL ... Played forward on the Miners' basketball squad.

**Personal:** Grandmother lives in Tucson and his uncles attended UA ... Majoring in sports and society.

### Career Stats

Year	G/GS	UA-A	Total	TFL-Yds	Sacks-Yds	PBU	FR
2011	12/3	8-8	16	1.5-13	1.0-13	0	0
2012	11/9	22-13	35	1.5-7	0-0	2	1
<b>Total</b>	<b>23/12</b>	<b>30-21</b>	<b>51</b>	<b>3.0-20</b>	<b>1.0-13</b>	<b>2</b>	<b>1</b>



**62 Chris Putton, Offensive Line, 6-4, 280**  
**Senior-3L, Glendale, Ariz. (Cactus HS)**

**2012:** Played in 11 games and started eight at left guard and two at right guard ... Member of the offensive line that earned Offensive Player of the Week honors from the Arizona coaching staff for its performance in the Washington game ... Played with an offensive line that allowed UA to lead the Pac-12 in total offense for four-straight weeks (weeks 6-9) and rank as high as fourth nationally in weeks 3, 7 and 9 ... Arizona's offensive triple-threat attack featured a 3,000-yard passer (Matt Scott - 3,620 yards), a 1,500-yard rusher (Ka'Deem Carey - 1,929 yards) and a 1,000-yard receiver (Austin Hill - 1,364 yards).

**2011:** Played in 10 and started nine games ... Member of the offensive line that allowed for quarterback Nick Foles to throw for 4,334 yards and 28 touchdowns, averaging 465.2 yards of offensive per game and 30.8 points per game.

**2010:** Appeared in five games, including the final three to close the year ... Offense earned 340.8 yards per game while averaging 28.2 points per contest ... Nick Foles threw for 3,191 yards and 20 touchdowns behind the offensive line.

**2009:** Redshirted his true freshman year.

**High School:** Arizona top-30 and national top-100 tackle prospect ... PrepStar All-West ... Arizona Football Coaches Association Class 4A All-State First-Team honors in 2008 ... Arizona Republic Class 4A First-Team Offense citation for his 8-4 squad that went to second round of playoffs ... 24-7 Football All-4A-1 Offense ... Played left tackle as a senior for the Cobras and head coach Gary Fetkenhner ... Thrower for the Cactus track team with a best of 45-10 for seventh in the shot put at the 2008 4A I State Championships and 108-11 in discus in the 4A I West Valley Regionals.

**Personal:** Son of Manuela Baechler and Aurelio Putton ... Majoring in regional development.



**17 Derrick Rainey, Cornerback, 6-1, 181**  
**Senior-3L, Houston, Texas (Northbrook HS)**

**2012:** Played in 13 games and started six contests at cornerback ... Career-high seven tackles vs. Oklahoma State, Arizona State and Nevada ... Totaled 46 tackles on the season, 38 solo and eight assisted ... Also forced a fumble at Stanford.

**2011:** Played in seven games with the secondary and on special teams ... Had two solo tackles.

**2010:** Played in three games ... Did not record any stats.

**2009:** Redshirted his true freshman year.

**High School:** PrepStar All-Midlands as an athlete for head coach Craig Cripps ... High school quarterback as a junior at times, recruited as a receiver, running back and safety ... Logged 93 carries for 557 yards and four rushing TDs as a sophomore ... Collected 98 carries for 726 yards and three rushing TDs as junior ... 12 catches for 277 yards and four TDs receiving as junior ... 5ATexasFootball.com watch list ... Basketball player, high jumper and long jumper for the Northbrook track squad ... 2007 District 19-5A Champion in the high jump at 6-6 and a regional qualifier.

**Personal:** Son of Maria Rainey ... Earned his bachelor's degree in science, technology, health and society in May 2013 ... Brother, Kelvin, is a cornerback at Virginia.

### Career Stats

Year	G/GS	UA-A	Total	FF
2010	3/0	0-0	0	0
2011	7/0	2-0	2	0
2012	13/6	38-8	46	1
<b>Total</b>	<b>23/0</b>	<b>40-8</b>	<b>48</b>	<b>1</b>



**80 David Richards, Receiver, 6-4, 201**  
**Sophomore-1L, Palmdale, Calif. (Palmdale HS)**

**2012:** Played in 12 games with nine starts at the wide receiver position ... Hauled in 29 receptions for 298 yards and three touchdowns ... Averaged 10.3 yards per catch and logged a long catch of 28 yards vs. Oregon State ... Grabbed a career-high seven catches at Oregon and collected career-high 53 yards in the win against Nevada.

**2011:** Redshirted his true freshman year.

**High School:** PrepStar All-West Region as an athlete ... All-CIF Western Division defensive back ... Antelope Valley Press All-Valley defensive back ... Two-way player for the Falcons at safety/corner and receiver ... Three picks in his first two games of 2010, nine overall to go with 31 tackles as a senior ... Blocked two field goals in 2010 ... CLA Sports Top-10 West Coast Athletes ... Logged 789 yards receiving and 10 touchdowns as a junior, helping his team to the CIFSS Western Division playoffs ... Cal-Hi Sports Preseason All-San Fernando Valley First-Team (multi-purpose) ... All-CIF Western Division First-Team honors as a defender his junior year ... CLA Sports West Coast Class of 2011 Top Athletes list.

**Personal:** Majoring in communication.

### Career Stats

Year	G/GS	Rec	Yds	TD	Avg/C	Lg	Avg/G
2012	12/9	29	298	3	10.3	28	24.8
<b>Total</b>	<b>12/9</b>	<b>29</b>	<b>298</b>	<b>3</b>	<b>10.3</b>	<b>28</b>	<b>24.8</b>



**5 Shaquille Richardson, Cornerback, 6-1, 182**  
**Senior-3L, Carson, Calif. (Los Alamitos HS)**

**2012:** Played in 13 games and started 11 at cornerback ... Led the team in passes broken up with 14, ranking No. 16 nationally ... Also had 58 total tackles, 37 solo and 21 assisted, to go with one forced fumble and one fumble recovery ... Had an interception for 24 return yards in the win against Nevada.

**2011:** Played in and started 10 games with the secondary ... Team-high four interceptions (73 yards) and 47 tackles, plus broke up five other passes and forced a fumble ... Career-high nine tackles at Oklahoma State ... Two interceptions in the Oregon State game, one taken back 28 yards for a score earned

him College Football Performance Awards Honorable Mention Defensive Back of the Week.

**2010:** Played in 13 games and started three as a true freshman ... Debut start in the game at Washington State and came away with two interceptions, season-high seven tackles and career-best three PBU to earn Pac-10 Defensive Player of the Week honors and a national nod as the Jim Thorpe Defensive Back of the Week ... Had five hits at Oregon along with a PBU ... Finished with 29 tackles, seven PBU, forced fumble (UCLA), fumble recovery (UT) and two picks.

**High School:** Rated as the No. 26 cornerback nationally by Scout.com ... Ranked as the No. 30 cornerback by Rivals.com ... Rated as the No. 51 player in CA/HI/NV region by SuperPrep ... Rated as the No. 47 player in California by Scout.com and No. 52 by Rivals.com ... Rated as the No. 71 cornerback nationally by ESPN.com ... Rated as the No. 66 player in the West by Scout.com ... Member of Tacoma News Tribune Western 100 ... Earned three stars from Rivals.com and Scout.com ... PrepStar All-Region selection ... As a senior, made 38 tackles and five interceptions on defense and 31 receptions for 540 yards and five touchdowns on offense.

**Personal:** Majoring in psychology.

## 2013 Arizona Football Media Guide

### Career Stats

Year	G/GS	UA-A	Total	TFL-Yds	INT-Yds	PBU	FF-FR
2010	13/3	26-3	29	1.0-1	2-0	7	1-1
2011	10/10	39-8	47	2.0-3	4-73	5	1-0
2012	13/11	37-21	58	2.0-6	1-24	14	1-1
<b>Total</b>	<b>36/24</b>	<b>102-32</b>	<b>134</b>	<b>5.0-10</b>	<b>7-97</b>	<b>26</b>	<b>3-2</b>



**75 Kirifi Taula, Defensive Line, 6-4, 260**  
Junior-2L, Garden Grove, Calif. (Servite HS)

**2012:** Played in 11 games with one start at defensive end at Stanford ... Had eight tackles on the season, six solo and two assisted, with 2.0 tackles for a loss of three yards and half a sack for a loss of one yard.

**2011:** Played in 11 games and started four ... Career-best five tackles at USC and vs. Utah, with two TFL against the Trojans ... Totaled 21 tackles, 13 solo and eight assisted, with 4.0 tackles for a loss of 13 yards ... Broke up one pass at Arizona State.

**2010:** Redshirted his true freshman year.

**High School:** NewsTribune.com Western 100 ... CalHiSports First-Team All-State defensive lineman ... PrepStar All-West ... SuperPrep All-Far West ... All-CIF Southern Section Pac-5 Division honors in 2009 ... OC Varsity All-County First-Team as a senior ... Received votes in the Long Beach Press-Telegram Best in the West polling ... Friars were CIF Pac-5 and CIF Division II State Champions at 14-1 in 2009 under head coach Troy Thomas ... First undefeated (conference play) Trinity League Champions in history ... All-Trinity League First-Team as a junior ... Broke his arm and missed five games his senior year ... Played at Orange Lutheran for a year ... Did not play in 2007 ... Joined Servite for his final two years.

**Personal:** Son of Leutu and Victor Taula ... Majoring in psychology.

### Career Stats

Year	G/GS	UA-A	Total	TFL-Yds	Sack-Yds	PBU
2011	11/4	13-8	21	4.0-13	0-0	1
2012	11/1	6-2	8	2.0-3	0.5-1	0
<b>Total</b>	<b>22/5</b>	<b>19-10</b>	<b>29</b>	<b>6.0-16</b>	<b>0.5-1</b>	<b>1</b>



**38 Jared Tevis, Safety, 5-11, 196**  
Junior-2L, Tucson, Ariz. (Canyon del Oro HS)

**2012:** Started and played in 11 games at the "bandit" position in Arizona's 3-3-5 defense in his first season as a scholarship player ... All-Pac-12 Honorable Mention ... Pac-12 First-Team All-Academic ... No. 3 on the team in total tackles with 82, 51 solo and 31 assisted ... Had two interceptions for 32 return yards, six passes broken up and four forced fumbles ... Career-high 12 tackles vs. Toledo and at Oregon ... Both interceptions came in the 59-38 win over No. 18 Oklahoma State.

**2011:** Played in 12 games as a member of the secondary and on special teams ... Pac-12 All-Academic Second-Team ... Totaled 12 tackles, including 11 solo stops.

ing 11 solo stops.

**2010:** Redshirted his true freshman year.

**High School:** All-city honors on the 4A Division I State Champion Dorados team in 2009.

**Personal:** Son of Greg Tevis and Sandy Lucas ... Brother, Aaron, played linebacker at Boise State ... Majoring in finance.

### Career Stats

Year	G/GS	UA-A	Total	INT-Yds	FF	PBU
2011	12/0	11-1	12	0-0	0	0
2012	11/11	51-31	82	2-32	4	6
<b>Total</b>	<b>23/11</b>	<b>62-32</b>	<b>94</b>	<b>2-32</b>	<b>4</b>	<b>6</b>



**91 Sione Tuihalamaka, Defensive Line, 6-2, 276**  
Senior-3L, Hawthorne, Calif. (Serra HS)

**2012:** Played in 13 games and started 10 at nose guard ... Had 29 tackles on the season, 14 solo and 15 assisted ... Total included two tackles for a loss of eight yards ... Also collected a half sack for a loss of four yards ... Had career-high seven tackles vs. Toledo.

**2011:** Played in 11 and started 10 games as a member of the defensive line ... Recorded 19 tackles, 13 solo and six assisted ... Also had 1.5 tackles for a loss of two yards.

**2010:** Played in 13 games and started four ... Had a season-high six tackles vs. Oklahoma State in the Alamo Bowl ... Totaled 23 stops on the season, with 13 solo and 10 assisted ... Had 3.0 tackles for a loss of 17 yards and 1.5 sacks for a loss of 13 yards.

**2009:** Redshirted his true freshman year.

**High School:** All-Del Rey League Lineman of the Year and first-team defense in 2008 ... Daily Breeze All-Area in 2007 and 2008 ... MaxPreps Division 3 First-Team All-State defensive lineman ... PrepStar All-West ... Had 83 tackles and 13 sacks on the year ... LA Wave First-Team All-Area offensive lineman ... All-Northwest Section honors in Ventura County as a junior for the Cavaliers ... Participated in the Rising Stars Camp at USC in summer 2008 ... Los Angeles Times others' watch list.

**Personal:** Son of Amelia Sivi Finau and Kafoata Tuihalamaka ... Earned his bachelor's degree in social behavior and human understanding in May 2013 ... Brother of former UA linebacker, Apaiaia Tuihalamaka, and cousin of former linebacker, Vuna Tuihalamaka ... Family is of Tongan descent.

### Career Stats

Year	G/GS	UA-A	Total	TFL-Yds	Sacks-Yds	FR
2010	13/4	13-10	23	3.0-17	1.5-13	1
2011	11/10	13-6	19	1.5-2	0-0	0
2012	13/10	14-15	29	2.0-8	0.5-4	0
<b>Total</b>	<b>37/24</b>	<b>40-31</b>	<b>71</b>	<b>6.5-27</b>	<b>2.0-17</b>	<b>1</b>



**43 Justin Washington, Defensive Line, 6-2, 244**  
Senior-3L, Cypress, Texas (Cypress Woods HS)

**2012:** Played in eight games and started three at defensive end ... Logged his first playing minutes of the season in the Stanford game ... Had 18 tackles, eight solo and 10 assisted, two for a loss of eight yards, a sack for a loss of five yards and one pass broken up.

**2011:** Played in nine games and started six ... Had 18 tackles, 12 solo and six assisted ... Collected 2.0 tackles for a loss of 15 yards.

**2010:** Played in 12 games and started nine ... The Sporting News and College Football News First-Team Freshman All-America honors ... Totaled 46 tackles, 33 solo and 13 assisted ... Stat line also included 11.5 tackles for a loss of 44 yards and 6.0 sacks for a loss of 34 yards ... Had a career- and season-high seven tackles vs. California ... Also blocked a kick while playing on special teams.

**2009:** Redshirted his true freshman year.

**High School:** 2008 unanimous All-District 15-5A First-Team Defense selection, in Cypress Woods' first year as a varsity program ... PrepStar All-Midlands ... Vype High School Sports All-Greater Houston Defense, was honored at the 2008 Texas Bowl ... Selected for the inaugural 2008 Space City Classic All-Star game in March 2008.

**Personal:** Son of Stacy Washington ... Majoring in social behavior and human understanding.

### Career Stats

Year	G/GS	UA-A	Total	TFL-Yds	Sacks-Yds	PBU	BlkdKick
2010	12/9	33-13	46	11.5-44	6.0-34	0	1
2011	9/6	12-6	18	2.0-15	0-0	0	0
2012	8/3	8-10	18	2.0-8	1.0-5	1	0
<b>Total</b>	<b>29/18</b>	<b>52-29</b>	<b>81</b>	<b>15.5-67</b>	<b>7.0-39</b>	<b>1</b>	<b>1</b>



**16 Garic Wharton, Receiver, 6-0, 167**  
Junior-2L, Las Vegas, Nev. (Valley HS)

**2012:** Played in 11 games with four starts at the slot receiver position ... Had a career-high six catches for 89 yards vs. Arizona State ... Matched that with six catches for 70 yards vs. Nevada ... Scored two touchdowns, the first vs. Washington and the second vs. Arizona State ... Totaled 19 catches for 264 yards ... Averaged 13.9 yards per catch.

**2011:** Played in 10 games as a backup receiver and on special teams ... Had one run on a reverse for 11 yards against USC ... Also served as kick returner with 14 returns for 322 yards and a team-best 23.0-yard average ... Career-best 44-yarder at Washington and had a 28-yard effort at Oregon State.

**2010:** Redshirted his true freshman year.

**High School:** PrepStar All-West ... SuperPrep All-Far West ... Class 4A All-Northeast League First-Team honors as an athlete, plus second-team as kick returner ... Played receiver, defensive back and some quarterback for Valley head coach John Elwell ... Las Vegas Sun offensive preseason honors as kick returner ... Reported 4.4 speed ... As a senior, rushed for 691 yards, passed for 466 and caught 12 passes for 225 more, plus had two scoring returns on kickoffs ... Rushed 14 times for 257 yards and four scores, caught 34 passes for 471 yards and four scores, had seven KOR for 320 yards, and added 25 tackles and an interception in 2008 ... Returned three kicks for touchdowns ... State-meet record in the 200 meters with a 21.1 as a sophomore in 2008 ... Added 100-meter state record with a 10.39 in the 2009 meet to break a 20-year-old mark ... Review Journal 4A Track Athlete of the Year in 2008.

**Personal:** Son of Kimberly and Garic Wharton ... Majoring in sports and society.

### Career Stats - Receiving

Year	G/GS	Rec	Yds	TD	Avg/C	Lg	Avg/G
2011	10/0	0	0	0	0.0	0	0.0
2012	11/4	19	264	2	13.9	40	24.0
<b>Total</b>	<b>21/4</b>	<b>19</b>	<b>264</b>	<b>2</b>	<b>13.9</b>	<b>40</b>	<b>12.6</b>

## 2013 Arizona Football Media Guide

### Returning Squadmen



**9 Javelle Allen, Quarterback, 6-2, 223**  
RS Freshman, Prosper, Texas (Prosper HS)

**2012:** Redshirted his true freshman year ... One of five signal callers on the UA squad.

**High School:** Named District 11-3A Most Valuable Player and unanimous selection in 2011 ... USA Football Under-19 team for International Bowl ... Passed for 2,321 yards as a senior, with 30 TD throws ... Rushed for 1,497 yards and 22 scores with 9.0-yard average ... DFW Class 3A All-Area Second-Team honors ... Earned second-team all-district honors as a junior ... Also a track athlete and basketball player for PHS.

**Personal:** Son of Shawn and Joi Allen ... Majoring in pre-business.

**67 Alec Anderson, Offensive Lineman, 6-4, 285**  
RS Freshman, Goodyear, Ariz. (Millennium HS)

**High School:** Football, lacrosse and wrestling letterman for Millennium High School ... Played nose guard in football ... An honors student.

**Personal:** Son of Son of Daniel Anderson and Julie Mixer ... Majoring in agricultural technology management.



**74 Jacob Arzouman, Offensive Line, 6-5, 271**  
Sophomore-SQ, Tucson, Ariz. (Salpointe Catholic HS)

**2012:** Missed the season with a knee injury ... Will contend for duty at any of the offensive line positions in 2013.

**2011:** Redshirted his true freshman year.

**High School:** Named Arizona Republic 5A First-Team All-State ... PrepStar All-West Region ... Arizona Football Coaches Association 5A-I First-Team All-State honors ... Arizona Daily Star First-Team All-Southern Arizona ... 5A-I first-team all-conference ... Lancers posted a record of 10-2 during his senior season.

**Personal:** Son of David and Jill Arzouman ... Majoring in history.



**59 Beau Boyster, Offensive Line, 6-4, 264**  
RS Freshman, Temecula, Calif. (St. John Bosco HS)

**2012:** Redshirted his true freshman year ... Will contend for duty at any of Arizona's offensive line positions in 2013.

**High School:** Long Beach Press-Telegram Dream Team ... PrepStar All-American ... All-Trinity League Second-Team honors as senior ... Selected for the Cal State All-Star Game ... ESPN LA All-South Regional First-Team honors, helping the Braves average more than 400 yards in offense ... Participated in Prodigy Athlete Training Center ... B2G Elite Big Man camp in June 2011 in Los Angeles ... Also a prep hockey player.

**Personal:** Son of Griff and Lori Boyster ... Majoring in sports and society.



**81 Clive Georges, Receiver, 6-1, 168**  
RS Freshman, Key West, Fla. (Key West HS)

**2012:** Redshirted his true freshman year ... Expected to contend for a spot in the receiving rotation in 2013.

**High School:** Speedster who had 450 receiving yards and 250 rushing yards in 2011 ... Clocked a time of 10.86 in the 100 meters ... Also ran the 400 meters and competed in triple jump for the Key West track and field squad, plus played basketball for the Conchs ... State finals participant in track and field first three years of high school.

**Personal:** Son of Jean E. and Marie Erica Jean ... Majoring in pre-business.




**5 Trey Griffey, Receiver, 6-3, 190**  
RS Freshman, Orlando, Fla. (Dr. Phillips HS)

**2012:** Redshirted his true freshman year ... Will contend for a role in the receiving rotation in 2013.

**High School:** Associated Press 8A First-Team All-State honors as senior ... All-Metro West Conference selection ... All-Central Florida honors ... Played in the Under Armour All-America game in January 2012 ... Caught 73 passes for 970 yards and 11 touchdowns for his 10-2 team as a senior ... Also played safety for the Panthers ... Orlando Sentinel Athlete of the Week after 13 catches for 188 yards and four scores against Freedom High School in 2011 ... Also earned Orlando Touchdown Club weekly honors ... Top 20 on the Central Florida Super60 by the Sentinel ... Had 22 catches as a junior ... Transferred from West Orange High School to play at Dr. Phillips his senior year.

**Personal:** Son of 22-year Major League Baseball star Ken Jr. and Melissa Griffey ... Grandson of Ken Griffey Sr., also an MLB veteran ... Enrolled in the College of Arts and Sciences.



**70 T.D. Gross, Offensive Line, 6-6, 277**  
RS Freshman, San Diego, Calif. (Santana HS)

**2012:** Redshirted his true freshman year ... Will contend for duty on the offensive line in 2013.

**High School:** All-Grossmont Valley League First-Team in 2011 ... All-CIF Southern Section Second-Team honors in 2011 ... Tight end as a junior, catching 25 passes for 277 yards and three scores ... Earned All-Grossmont North League First-Team honors each year from 2008-10 ... All-East County Sports.com Second-Team as a junior ... Four-year letterman for Santana.

**Personal:** Played for his head coach father, Dave Gross, at Santana ... Mother is Vicki Gross ... Dave Gross was lineman at Pacific in the 1970s ... Sister, Kim, attends Sacramento State on a rowing scholarship ... Given name is Travis ... Enrolled in the College of Arts and Sciences.



**65 Zach Hemmila, Offensive Line, 6-3, 318**  
RS Freshman, Chandler, Ariz. (Chandler HS)

**2012:** Redshirted his true freshman year ... Will contend for a role on the offensive line in 2013.

**High School:** PrepStar All-America ... All-Tribune First-Team Offense ... Arizona Republic All-Arizona Division 1 Second-Team honors ... Played in USMC Semper Fidelis All-America Bowl in Phoenix in January ... ESPNHS Preseason All-State ... Nominated for Army All-America Bowl ... Also a prep lacrosse player.

**Personal:** Son of Joel and Linda Hemmila.



**14 Nick Isham, Quarterback, 6-0, 190**  
Sophomore-SQ, Calabasas, Calif. (Westlake/Louisiana Tech)

**2012:** Did not compete in his first season at Arizona but will contend for the quarterback role in 2013.

**Before Arizona:** Recorded a 3-4, 2-1 WAC record as the signal caller at Louisiana Tech ... Believed to be the second-youngest quarterback to start the team's first game of his true freshman year in NCAA history (second to David "Moon" Walker of Texas A&M in 1973) ... Was 155-for-257 for 1,457 yards with eight touchdowns and seven interceptions while running the ball 49 times for two touchdowns ... Played inside receiver late in the year where he caught

two passes for 13 yards ... Made his first career start at Southern Miss where he was 20-for-36 for 176 yards while also punting twice for an average of 38.5 yards ... Threw for 318 yards and two touchdowns with a game-best 72-yard touchdown pass as he was 22-for-37 with one interception while also driving Tech down the field 72 yards in the final two minutes to tie the game and force overtime in a 48-42 OT win over Central Arkansas ... Guided Tech to overtime in a hostile SEC environment with a 29-for-40 for 233-yard performance at Mississippi State with one touchdown pass ... Passed for three touchdowns and 305 yards as he went 29-for-51 with two interceptions against Hawaii ... Passed for 163 yards in a 25-for-39 outing with one touchdown at Idaho ... Caught two passes for 13 yards against No. 15 TCU in the Poinsettia Bowl.

**High School:** Rated as a three-star athlete by Rivals.com ... Chosen as a 2010 Old Spice National High School Player of the Year, an honor won in the past by Cyrus Gray (Texas A&M), Garrett Gilbert (Texas), Jacquizz Rodgers (Oregon State), Andy Dalton (TCU) and Tim Tebow (Florida) ... Posted a 73.0 percent completion percentage his senior year and a 74.1 percent completion percentage mark his junior year ... Three-year starter that threw for over 6,200 yards in his career ... Lettered in football, baseball and track ... Threw for 2,990 yards and 34 touchdowns his senior year, averaging 213.6 passing yards per game ... Named all-state his junior and senior years as well as garnering all-county and all-league honors and county and league MVP accolades ... Led his team to a California North Division Championship his senior year with his team ranked 16th in the state ... Threw for 2,128 yards and 30 touchdowns his junior year.

**Personal:** Son of Mark and Donna Isham ... Majoring in arts, media and entertainment.



**27 Terris Jones, Running Back, 5-7, 182**  
Junior-SQ, Long Beach, Calif. (California HS)

**2012:** Member of the offensive and special teams scout team ... Will contend for duty at backup running back in 2013.

**2011:** Member of the scout team.

**2010:** Redshirted his true freshman year.

**High School:** Rushed for 1,912 yards and 26 touchdowns in 2009 at California High School in Whittier ... Also ran track.

**Personal:** Younger brother of former UA running back Nic Grigsby ... Majoring in sports and society.

## 2013 Arizona Football Media Guide



**99 Kyle Kelley, Defensive Line, 6-3, 250**  
**RS Freshman, Irvine, Calif. (Woodbridge HS)**

**2012:** Redshirted his true freshman year ... Will contend for a starting role on the defensive line in 2013.

**High School:** PrepStar All-American ... Parade All-American ... Tacoma News Tribune Western 100 ... CalHiSports First-Team All-State for medium schools ... All-CIF Southern Section Southern Division honors in 2011 ... Logged 87 tackles and 22 sacks as a senior, earning Pacific Coast League Defensive MVP honors ... All-Orange County, All-CIF honors ... Irvine World News co-Defensive Player of the Year ... NorCalPreps No. 28 recruit ... Cal-State All-Star Game selection ... Team MVP of freshman and junior varsity Tom Lemming Top-25 defensive end prospect ... Had 21 receptions for 382 yards and 5 TDs at tight end.

**Personal:** Son of Charles and Colleen Kelley ... Majoring in pre-business.



**17 Josh Kern, Tight End, 6-5, 205**  
**RS Freshman, San Antonio, Texas (Clark HS)**

**2012:** Redshirted his true freshman year ... Moved to tight end prior to 2013 spring practice.

**High School:** PrepStar All-Midlands ... Threw for 1,020 yards and seven scores, and rushed for 369 yards and seven touchdowns as a junior ... Attended the 5 Star Performance Camp in 2010 ... MVP honors at Rivals QB Camp in Dallas in 2010.

**Personal:** Son of Tres and Pam Kern ... Majoring in pre-business.



**97 Dwight Melvin, Defensive Line, 6-1, 273**  
**RS Freshman, Phoenix, Ariz. (Fairfax HS)**

**2012:** Redshirted his true freshman year ... Will contend for duty on the defensive line in 2013.

**High School:** PrepStar All-West ... Arizona Football Coaches' Association Division II First-Team All-State ... Arizona Republic Division II All-Arizona First-Team honors ... 24-7 Football Division II First-Team All-State ... 47 tackles and five sacks as a senior ... Also played offensive guard for the Stampedede ... Defensive MVP of Nike Camp at Palo Alto in summer 2011.

**Personal:** Son of Dwight Melvin ... Prep teammate of fellow Wildcat Reggie Gilbert.

**36 David Redmon, Cornerback, 5-11, 156**  
**Junior-SQ, San Ramon, Calif. (De La Salle HS)**

**High School:** Football and track and field letterman for De La Salle High School ... Team won league and state titles with him in the defensive backfield ... All-league performer in the 400 meters.

**Personal:** Son of Joel and Jo Redmon ... Majoring in business.



**39 Drew Riggleman, Punter, 6-2, 213**  
**Sophomore-SQ, Tucson, Ariz. (Sahuaro HS)**

**2012:** Member of special teams as a backup punter ... Will contend for punting duty in 2013.

**2011:** Redshirted his true freshman year.

**High School:** Football kicker/punter and soccer forward letterman for Sahuaro High School ... Named All-Southern Arizona first-team in 2011.

**Personal:** Son of William and Robyn Riggleman ... Majoring in pre-physiology.



**29 Justin Samuels, Cornerback, 5-10, 167**  
**Senior-SQ, Camas, Wash. (Camas HS)**

**2012:** Played one game, vs. Oklahoma State, on special teams.

**High School:** Football and basketball letterman for Camas High School ... Named honorable mention all-conference as a junior and second-team all-conference as a senior ... Tallied five interceptions, 42 tackles and 18 passes defended ... Led team to an 8-3 record and a second-place league finish as a senior.

**Personal:** Son of Douglas and Loretta Samuels ... Father was a distance runner at Kentucky State and cousin, Stanley Pritchett, played collegiate football at South Carolina and in the NFL for Miami, Philadelphia and Atlanta ... Holds a second-degree black belt in martial arts ... First name is Douglas, goes by middle name, Justin ... Earned his bachelor's degree in business management in May 2013.



**10 Yamen Sanders, Safety, 6-4, 188**  
**RS Freshman, Inglewood, Calif. (Culver City HS)**

**2012:** Redshirted his true freshman year ... Will challenge for duty at safety in Arizona's 3-3-5 defense in 2013.

**High School:** All-CIF Southern Section defensive back pick in the Western Division ... PrepStar SoCal 150 ... All-Ocean League honors ... Played safety ... Logged 90 tackles in 2011, with 10 three times ... Picked off one interception for 30 yards ... Had 32 tackles in 2010 and one safety ... Also played basketball and ran track for the Centaurs.

**Personal:** Son of Yamen Sanders, a USC grad and basketball alum ... Elder Sanders played in the CBA and overseas in Italy, Japan, Germany and Turkey ... Majoring in pre-business.



**41 Casey Skowron, Kicker, 5-10, 165**  
**Sophomore-SQ, Phoenix, Ariz. (Brophy Prep)**

**2012:** Redshirted the season ... Will contend for kicking duties in 2013.

**High School:** A prep soccer player, joined Brophy's football team his senior year when the squad needed a kicker ... Recruited to play soccer collegiately as a left midfielder.

**Personal:** Son of Ted and Kathy Skowron ... Majoring in psychology ... Served as team manager for the Arizona team prior to joining the football squad.



**86 Jake Smith, Kicker, 6-2, 198**  
**Senior-SQ, Philadelphia, Pa. (Cheltenham HS/Syracuse/Youngstown State)**

**2012:** Missed the season because of a knee injury ... Will contend for kicking duties in 2013.

**Before Arizona:** Played at Youngstown State in 2011 and Syracuse in 2010.

**High School:** Football and baseball letterman at Cheltenham High School ... First-team all-conference honoree during his junior and senior seasons ... Went on to earn first-team all-region honors in final campaign ... Was named team's Special Teams MVP as a junior and senior ... Also named first-team all-conference as baseball team's shortstop and was recruited to play collegiately.

**Personal:** Son of Mitchell Smith, a former soccer player at Stanford ... Majoring in economics.



**79 Trent Spurgeon, Offensive Line, 6-8, 296**  
**Junior-1L, Owasso, Okla. (Owasso HS)**

**2012:** Played in the Washington game.

**2011:** Played in four games as a backup tackle on the offensive line.

**2010:** Redshirted his true freshman year.

**High School:** PrepStar All-America honors ... SuperPrep All-Midlands ... Coaches' 6A-4 All-District First-Team ... USA Today Tom Lemming's Top-25 OT ... Tulsa World Honorable Mention All-State honors and No. 2 area offensive line prospect ... Oklahoma Top-25 prospect by the Tulsa World ... Frontcourt starter for the Owasso basketball team ... Placed ninth in the Class 6A state discus throw as a junior, and also threw the shot put.

**Personal:** Son of Tami and William Spurgeon ... Majoring in science, technology, health and society ... Sister, Kylie, competed in track and field at SMU.



**48 Zach Streuling, Safety, 5-11, 173**  
**RS Freshman, Austin, Texas (Lake Travis HS)**

**2012:** Redshirted his true freshman year ... Will compete with a deep group at safety in 2013.

**High School:** Lettered in football (safety) and track and field (110/300-meter hurdles) at Lake Travis ... Named 4A all-state and second-team Air Force All-American as a senior ... National Hispanic Merit Scholar ... During senior season, logged 198 tackles, six interceptions and 55 sacks ... Member of a high school team that won five-straight state championships.

**Personal:** Son of Kirk and Lei Streuling ... Brother, Michael, played football at University of Mary Hardin-Baylor.

## 2013 Arizona Football Media Guide



**42 Shane Wilson, Safety, 5-10, 164**  
Senior-SQ, Woodland Hills, Calif. (Calabasas HS)

**2012:** Redshirted the season ... Will contend for duty as a backup in the secondary in 2013.

**High School:** Team captain as a defensive back and wide receiver at Calabasas High School ... Named honorable mention all-conference and all-city on defense in 2007 and 2008.

**Personal:** Son of Michael and Francisca Wilson ... Majoring in sociology.



**66 Carter Wood, Offensive Line, 6-2, 262**  
Sophomore-SQ, Scottsdale, Ariz. (Chaparral HS/Colorado Mesa)

**2012:** Did not compete in his first year at Arizona while recovering from an injury ... Will contend for backup duty on the offensive line in 2013.

**Before Arizona:** Redshirted the season at Colorado Mesa in 2011.

**High School:** Lettered in football (offensive line) and track and field (shot put/discus) at Chaparral High School ... Named honorable mention all-region in 2011 ... Team won back-to-back-to-back state championships and earned a 14-0 record during senior year.

**Personal:** Son of former UA defensive tackle Dave and Jan Wood, both UA grads ... Father also spent two seasons in the NFL with the '49ers ... Uncle, Brent, played linebacker on the same UA teams as dad ... Majoring in economy and industry.

### Newcomers

**94 Calvin Allen, Defensive Line, 6-6, 250**  
Freshman, Albuquerque, N.M. (La Cueva HS)

**High School:** PrepStar All-West Region ... 2012 NMHSCA 5A Second-Team All-State ... 2012 South Bay BMW West Coast Bowl ... A two-time all-conference, three-time all-city, three-time all-district and two-time all-state performer at defensive end ... Logged 15 sacks and 25 tackles for loss as a senior ... Also recruited to play basketball collegiately, a two-time all-district forward.

**Personal:** Son of Calvin and Michelle Allen ... His father played football at New Mexico ... Majoring in pre-business.

**78 Jacob Alsadek, Offensive Line, 6-7, 325**  
Freshman, San Diego, Calif. (Torrey Pines HS)

**High School:** Top-300 All-American ... 2012 All-Palomar League First-Team ... Cal State All-State Game selection ... Named a Union Tribune Scholar-Athlete ... Also lettered in track and field and marked a personal best shot put of 53-0 as a junior.

**Personal:** Son of Louay and Sophia Alsadek ... Majoring in pre-business.

**71 Alex Arnaud, Long Snapper, 6-0, 235**  
Freshman, Tucson, Ariz. (Salpointe Catholic HS)

**High School:** Named all-region and all-state for Salpointe Catholic ... Played long snapper and defensive line ... Logged 60 tackles, two sacks, one fumble recovery and one pass defended as a senior ... Squad went 12-2 in his final campaign and was region champs.

**Personal:** Son of Pierre and Heather Arnaud, both U of A grads.

**1 Derek Babiash, Cornerback, 6-1, 175**  
Freshman, Poway, Calif. (Poway HS)

**High School:** 2012 South Bay BMW West Coast Bowl ... Div. II first-team all-state ... All-North County First-Team ... All-Palomar League First-Team ... All-San Diego First-Team ... PrepStar All-West Region ... Scout.com four-star recruit ... Squad was 2011 CIF Champions and 2012 CIF Runner-Up and 2011 and 2012 Palomar League Champions ... Also an all-district basketball player and a CIF state champion at 400 meters and as a member of the 4x400-meter relay.

**Personal:** Son of Gregory Clark and Corrina Babiash-Clark.

**92 Jack Banda, Defensive Line, 6-3, 225**  
Freshman, Grayson, Ga. (Grayson HS)

**High School:** GACA North/South All-Star Game selection ... GACA First-Team All-State ... PrepStar All-Southeast Region ... Two-time first-team all-county and two-time first-team all-state selection as a defensive end and tight end ... Logged seven sacks and 73 tackles as a senior ... Also recruited to play baseball collegiately, an all-county first baseman, third baseman and pitcher.

**Personal:** Son of John and Nancy Banda ... Grandfather played baseball at Indiana State ... Plans to major in engineering.

**11 Connor Brewer, Quarterback, 6-2, 205**  
RS Freshman-TR, Scottsdale, Ariz. (Chaparral HS/Texas)

**Before Arizona:** Redshirted the 2012 season at Texas ... Member of the UT Athletic Director's and President's Honor Roll.

**High School:** Led Chaparral to three 5A state championships as starting quarterback ... An Under Armour All-American and the starting QB for the West team ... Logged a varsity record of 41-2 with 100 touchdown passes and 3,000 passing yards, both Chaparral records ... 2012 Arizona Republic All-State ... Two-time all-state and three-time all-area selection ... Member of ESPN's top 150 national prospects ... Ranked as the seventh-best quarterback and 130th-best overall prospect by ESPN ... Ranked as the 25th-best overall prospect by the Sporting News ... Only quarterback in Arizona history to win three state championships ... Completed 441-of-686 passes (64%) for 7,574 yards and 100 TDs over his final three seasons ... Named to the 2011 Elite 11, recognizing the top high school quarterbacks in the nation ... Given the Danny White Award as a senior, recognizing the top quarterback in Arizona ... Second-team selection on MaxPreps Junior All-America team ... Third-team selection on the ESPN RISE Junior All-America team ... Member of the National Honor Society

**Personal:** Son of Robert and Deborah Brewer ... Brothers, Charles and Chase, played baseball at UCLA and with the Arizona Diamond Backs ... Sister, Abby, plays volleyball at Tennessee ... Sister, Ashley, swims at USC and qualified for the 2012 U.S. Olympic Trials in the backstroke.

**60 Luca Bruno, Defensive Line, 6-4, 280**  
Freshman, Oak Park, Calif. (Oak Park HS)

**High School:** Logged 98 tackles (70 solo) and 9.8 tackles per game as a senior ... Also had 8.5 sacks, one forced fumble and two fumble recoveries ... PrepStar All-West Division ... MaxPreps Div. II First-Team All-State Defense ... Recorded 288 career tackles.

**Personal:** Son of Frank Bruno and Patrice D'Amico ... Father played fullback at UCLA in the 1980s.

**4 Pierre Cormier, Running Back, 5-10, 180**  
Freshman, San Diego, Calif. (Madison HS)

**High School:** MaxPreps Div. III first-team all-state ... Tom Lemming Top Played RB/TB selection ... Prep-Star All-West Region ... Scout.com four-star recruit ... Logged 2,233 rushing yards on 226 attempts for 29 touchdowns as a senior in 2012 ... A two-time all-conference, two-time all-city, all-district and all-region performer ... Also ran the 100 meters and was a state qualifier.

**Personal:** Son of Missy Wilson ... Uncle, Calvin Sweeney, played at USC and with the Pittsburgh Steelers.

**87 Donte' Cretain, Receiver, 5-6, 150**  
Freshman, San Diego, Calif. (Horizon Christian Academy)

**High School:** Football, basketball and track letterman for Horizon Christian Academy ... First-team all-league safety as a senior in 2012 ... Second-team all-league receiver as a junior in 2011 ... Three-time member of Union Tribune All-Academic Teams for football and basketball ... Had 101 carries for 615 yards and eight TDs with 31 receptions for 468 yards and five touchdowns as a senior ... Also logged 71 total tackles.

**Personal:** Son of Lashea Cretain.

**95 Gerhard De Beer, Defensive Line, 6-7, 250**  
Freshman, Pretoria, South Africa (Afrikaanse Hoër Seunskool)

**Before Arizona:** A track and field thrower and rugby player ... Holds national boys U-16 and U-18 records in the discus ... Commonwealth Youth Champion ... World Youth and Junior Games bronze medalists in the discus.

**Personal:** Son of Johan and Rene' De Beer ... Attending UA on a track and field scholarship ... Cousin, Simone, participated in the throwing events at SMU.

**25 Ryan Dunn, Linebacker, 6-3, 210**  
Freshman, Alamo, Calif. (San Ramon Valley HS)

**High School:** 2012 South Bay BMW West Coast Bowl ... PrepStar All-West Region ... Cal State All-Star Game selection ... Logged 51 solo and 73 total tackles with six tackles for loss, four sacks, two interceptions, one fumble recovery and three forced fumbles as a senior in 2012.

**Personal:** Son of Mike and Cathy Dunn ... Majoring in pre-business.

**24 Paul Elvira, Receiver, 6-0, 188**  
Freshman, Hayden, Ariz. (Marcos de Niza HS)

**High School:** PrepStar All-West Region ... As a senior in 2012, collected 1,410 receiving yards on 59 receptions with 18 touchdowns ... Two-time all-district, all-region and all-state selection at receiver.

**Personal:** Son of David and Jennifer Elvira.

**48 Jack Flatau, Kicker/Punter, 5-8, 165**  
Freshman, Oceanside, Calif. (El Camino HS)

**High School:** 2012 Avocado West Kicker of the Year in 2012-13 ... 2011 Scholar-Athlete of the Year ... School record 85-yard punt, also matching the San Diego Section record ... Kicked a long field goal of 52 yards, also a school record ... Played centerfield, catcher and pitcher for the El Camino baseball team.

**Personal:** Son of Mark and Kathleen Flatau ... Grandfather, John Burke, played football at University of Buffalo.

## 2013 Arizona Football Media Guide

**52 Vaughn Fontana, Offensive Line, 6-0, 275**  
**Freshman, Tucson, Ariz. (Cienega HS)**

**High School:** National Football Foundation Southern Arizona Chapter Scholar-Athlete ... Named first-team all-conference, all-city, all-district and all-region while earning second-team all-state honors.

**Personal:** Son of Mark and Maria Fontana ... Father played football at UA ... Majoring in pre-pharmacy.

**13 Adam Friederichsen, Quarterback, 6-0, 195**  
**Freshman, Encinitas, Calif. (Rancho Cucamonga HS)**

**High School:** Named first-team all-conference and all-city as a senior ... San Diego Union Tribune All-Academic Team ... Threw for 2,000 yards with 135 completions and 15 touchdowns.

**Personal:** Son of Gustavo and Sheila Friederichsen ... Majoring in pre-business.

**10 Samajie Grant, Receiver, 5-9, 171**  
**Freshman, Compton, Calif. (Colony HS)**

**High School:** PrepStar All-West Region ... Third-team all-state ... First-team all-area ... As a senior in 2012, recorded 1,495 rushing yards on 112 attempts for 24 touchdowns and nine receptions for 248 yards ... On defense, had 18 solo tackles, 28 total tackles, two interceptions, one fumble recovery, one blocked field goal ... On special teams, logged three punt returns for 153 yards and five kickoff returns for 102 yards ... Also a state qualifier in track and field ... An honor roll student.

**Personal:** One of 12 children ... Cousin, DeMar DeRozan, plays for the Toronto Raptors of the NBA ... Cousin, Gabe Marks, is a receiver at Washington State ... Uncle, Donte Gamble, played football at San Diego State ... Majoring in pre-education.

**34 Zach Green, Running Back, 5-10, 220**  
**Freshman, Miami, Fla. (Saint Bonaventure HS [Calif.])**

**High School:** PrepStar All-West Region ... First-team all-state ... 2012 South Bay BMW West Coast Bowl ... Had 210 carries for 1,900 yards and 30 touchdowns in 2012 ... Also a scholar-athlete.

**Personal:** Son of Roger Green ... Majoring in pre-business.

**49 Haden Gregory, Linebacker, 6-2, 225**  
**Junior-TR, San Pedro, Calif. (Palos Verdes Peninsula HS/Long Beach City College)**

**Before Arizona:** 2012-13 team captain at Long Beach City College ... Played for the Vikings from 2011-13.

**High School:** Played linebacker and tight end ... 2011 Defensive Player of the Year ... Named second-team all-conference as a senior ... Also named lacrosse MVP as a midfielder.

**Personal:** Son of Richard and Catheryn Gregory ... Majoring in integrated science.

**56 Steven Gurrola, Offensive Line, 6-2, 288**  
**Junior-TR, Phoenix, Ariz. (Washington HS/Glendale C.C.)**

**Before Arizona:** Played for two seasons at Glendale Community College ... First-team All-American at center ... All-WSFL First-Team ... All-ACCAC First-Team.

**High School:** Football letterman playing offensive and defensive line for Washington High School ... Prep-Star All-West Region ... Also a regional wrestling champion and finished fourth in the state.

**Personal:** Son of Daniel Gurrola and Leticia Terruel ... Brother, Danny, played defensive line at Utah State.

**37 Carter Hehr, Safety, 5-10, 175**  
**Freshman, Fontana, Wis. (Big Foot HS)**

**High School:** Football, basketball and baseball letterman for Big Foot High School ... Four-time all-conference honoree as a utility player, quarterback and safety ... Named first-team all-region at safety and all-state honorable mention as a defender ... As a senior, recorded 39 solo tackles, 19 assisted tackles, five interceptions, one forced fumble, three fumble recoveries and six pass breakups ... Also recruited to play baseball collegiately, an all-conference second baseman.

**Personal:** Son of Robert and Judy Hehr ... Majoring in pre-business.

**13 Devin Holiday, Cornerback, 5-10, 170**  
**Freshman, San Diego, Calif. (Mission Hills HS)**

**High School:** 2012 South Bay BMW West Coast Bowl ... PrepStar All-West Region ... Cal State All-Star Game selection ... Two-time all-conference and all-city honoree while earning all-region and all-state nods as a senior ... Logged four interceptions, 45 tackles, five pass break-ups and one punt return for a TD as a senior.

**Personal:** Son of Corey Holiday and Tesa Terry.

**76 Austin Hyatt, Offensive Line, 6-5, 273**  
**Freshman, San Diego, Calif. (St. Augustine HS)**

**High School:** Football and track and field letterman for St. Augustine High School ... Named first-team all-conference as a senior ... Union Tribune Scholar-Athlete ... Paced St. Augustine squad to an 11-3 record as a senior.

**Personal:** Son of Jim and Roxanne Hyatt.

**14 Tellas Jones, Safety, 6-0, 189**  
**RS Freshman-TR, Miami, Fla. (Booker T. Washington/Fort Scott C.C.)**

**Before Arizona:** Redshirted the 2012 season at Fort Scott Community College.

**High School:** Named all-conference and all-district 3A as a senior linebacker for Booker T. Washington High School.

**Personal:** Son of Thaddeus Stewart and Petrina Jones.

**39 Brogan Kemmerly, Safety, 6-0, 190**  
**Freshman, Tucson, Ariz. (Salpointe Catholic HS)**

**High School:** All-city performer as a senior ... Played wide receiver, strong safety and cornerback for the Lancers ... Logged 53 receptions for 600 yards and eight touchdowns as a senior ... Squad advanced to the semifinals with a 10-2 record ... First Salpointe team to advance to the semis in 11 seasons.

**Personal:** Son of Chris and Alicia Kemmerly ... Majoring in pre-business.

**44 Brian Keyes, Linebacker, 6-1, 230**  
**Freshman, Surprise, Ariz. (Shadow Ridge HS)**

**High School:** Named first-team all-conference as a junior and first-team all-region as a senior, playing linebacker and running back for Shadow Ridge High School.

**Personal:** Son of Vento and Andrea Keyes.

**82 Aaron Lacombe, Receiver, 6-3, 205**  
**Freshman, Westlake Village, Calif. (Crespi Carmelite HS)**

**High School:** Football and basketball letterman for Crespi Carmelite High School ... Played receiver and small forward ... Started his high school career at Oak Park High School ... Named honorable mention all-conference as a senior at Crespi Carmelite ... Named All-Ventura County and All-CIF as a junior at Oak Park ... Also a scholar-athlete.

**Personal:** Son of Roger and Michelle Lacombe ... Majoring in philosophy, politics, economics and law.

**47 Jake Matthews, Linebacker, 6-3, 215**  
**Freshman, Tucson, Ariz. (Ironwood Ridge HS)**

**High School:** First-team all-city, all-district and all-region honoree as a junior and senior while earning first-team all-state accolades as a senior ... National Football Foundation Southern Arizona Chapter Scholar-Athlete selection ... Logged 94 tackles, 7.5 sacks and two interceptions as a senior ... Recruited by the service academies to play football ... Also recruited to play baseball collegiately, a shortstop ... Was drafted by the Kansas City Royals in the 38th round in 2013.

**Personal:** Son of Clint and Alison Matthews, both UA graduates ... Majoring in pre-physiology ... Brother, Clay, plays baseball at Pima Community College.

**15 Jarvis McCall Jr., Safety, 6-2, 195**  
**Freshman, Tampa, Fla. (Armwood HS)**

**High School:** 2011 Sports Illustrated Honorable Mention All-American ... Second-team all-state as a senior ... Notched 84 tackles, eight interceptions, 14 PBU, seven forced fumbles and three fumble recoveries during his career ... Led the Hawks to a perfect 15-0 season and the 6A state title ... Also competed in the 400 meters and 4x400-meter relay.

**Personal:** Son of Jarvis McCall and Tamika Floyd ... Majoring in pre-business.

**15 Khari McGee, Quarterback, 6-3, 204**  
**Freshman, Fresno, Calif. (Edison HS)**

**High School:** Cal State All-Star Game selection ... Three-time all-conference and two-time all-state honoree ... Set school records for passing yards, touchdowns and rushing yards by a quarterback.

**Personal:** Son of Delanno Hopkins and Chelewa McGee ... Cousin, Lorenzo Neal, played at Fresno State and had a 15-year NFL career.

**42 Bret Miller, Kicker/Punter, 6-0, 195**  
**Freshman, San Clemente, Calif. (San Clemente HS)**

**High School:** Named 2012 All-Orange County ... 2011 and 2012 South Coast league First-Team ... 2011 All-CIF Pac 5 First-Team ... A Chris Sailer Top-12 honoree ... Hit 32-of-32 PATs as a senior ... Set school records for PATs in a game, season and career, FGs in a game and season and most kicking points in a game, season and career ... Also lettered in lacrosse, leading his team to a South Coast League Championship as a midfielder.

**Personal:** Son of Brian and Kelli Miller ... Father played soccer and Chapman College ... Sister, Meghan, played soccer at Point Loma.

**32 DeAndre Miller, Linebacker, 6-3, 219**  
**Freshman, Buckeye, Ariz. (Buckeye Union HS)**

**High School:** PrepStar All-West Region ... Division IV first-team all-state ... Two-time all-region and all-state selection during his junior and senior seasons ... Also a state qualifier in track and field ... An honor roll student, he graduated in the top 15 percent of his class.

**Personal:** Son of Don and Sandra Miller ... Majoring in pre-business.

## 2013 Arizona Football Media Guide

**88 RJ Morgan, Safety, 6-1, 217**  
**Freshman, Central Point, Ore. (Crater HS)**

**High School:** PrepStar All-West Region ... Named honorable mention all-conference and 6A all-state ... Logged 50 tackles, five interceptions, two forced fumbles and one fumble recovery as a senior

**Personal:** Son of Bob and Teresa Morgan ... Majoring in criminal justice studies ... Father played baseball and football at Oregon State ... Prep teammates with fellow Wildcat Derrick Turituri.

**19 DaVonte' Neal, Receiver, 5-10, 176**  
**Sophomore-TR, Akron, Ohio (Chaparral HS [Ariz.]/Notre Dame)**

**Before Arizona:** Spent the 2012 season at Notre Dame under Brian Kelly ... Played in 13 games ... Caught one pass, had one carry and returned 21 punts for 46 yards.

**High School:** Two-time Arizona Gatorade Player of the Year at Chaparral High School ... Twice named Division II all-state and a Parade All-American in 2011 ... Named to the ESPNHS All-America first-team as a kick returner in 2011 ... Rated the eighth-best player in the nation on the 2012 ESPNU 150 list ... Ranked by ESPN the best athlete in the nation, the top player in the West and the No. 1 player in Arizona ... Named a SuperPrep All-American in 2011 ... Selected to All-Arizona team as the all-purpose player by Arizona Republic in 2011 and 2010 ... Scored 35 touchdowns as a senior, with 16 receiving TDs, 14 rushing TDs and five TDs on kickoff or punt returns ... Gained 1,317 rushing yards and caught 62 passes for 1,113 yards as a senior ... Averaged 39 yards on kickoff returns with three TDs and averaged 26.6 yards per punt return with two TDs ... Also made 31 tackles and 12 pass breakups as a cornerback in 2011 ... Played in the Under Armour All-America Game in St. Petersburg, Fla. ... Named offensive MVP of the U.S. Army National Combine in 2011 after recording the most dominate offensive performance during the skill and position drills ... Also a state champion in the 4x100-meter relay as a freshman ... Recruited to run track collegiately.

**Personal:** Son of Luke Neal and Kito Williams.

**6 Nate Phillips, Receiver, 5-7, 171**  
**Freshman, Chandler, Ariz. (Basha HS)**

**High School:** All-Arizona specialist selection for Basha High School ... Division I first-team all-state ... Prep-Star All-West Region ... All-district, all-region and all-state performer as a receiver, kick returner and punt returner ... Graduated with high honors.

**Personal:** Son of James Phillips and Donna Gorski ... Father played football at Snow College and Southwest Missouri State ... Majoring in pre-business.

**85 Drake Pierre, Receiver, 5-9, 175**  
**Freshman, Mesa, Ariz. (red Mountain HS)**

**High School:** First-team all-city and honorable mention all-state selection as a senior ... Member of Scout.com's Dirty Dozen ... Logged 1,148 receiving yards and 71 catches as a senior ... Averaged 16.17 yards per catch and 95.7 yards per game with 13 touchdowns ... Sets school records for receptions in a game and career, career yards and yards in a game.

**Personal:** Son of Kelshall and Regina Pierre.

**7 David Price, Safety, 6-1, 212**  
**Freshman, Long Beach, Calif. (Poly HS)**

**High School:** First-team All-Moore League and first-team All-CIF ... Logged 77 tackles, two interceptions, one TD and two forced fumbles as a senior ... Squad won CIF and regional championships ... Also competed in track and field ... An honor roll student.

**Personal:** Son of David and Denice Price ... Majoring in sociology.

**51 Cole Ramseyer, Linebacker, 6-1, 205**  
**Freshman, La Canada Flintridge, Calif. (St. Francis HS)**

**High School:** Named honorable mention all-conference as a junior and first-team all-conference as a senior ... 2011 and 2012 all-academic selection ... Recorded 72 tackles, 12 sacks and one interception as a senior.

**Personal:** Son of John Allen and Ronda Ramseyer ... Father played football at Arizona ... Plans to major in engineering.

**1 Jesse Scroggins, Quarterback, 6-3, 201**  
**Junior-TR, Lakewood, Calif. (Lakewood HS/USC/El Camino College)**

**Before Arizona:** Attended El Camino College in 2012 ... Played in eight games and threw for 1,148 yards and eight touchdowns with two rushing touchdowns ... Attended USC in 2010 (redshirt) and 2011.

**High School:** No. 6 quarterback in the 2010 class according to Scout.com ... In senior season at Lakewood, threw 35 touchdowns with five interceptions, and rushed for another three scores ... Completed 163-of-258 passes for 2,395 yards ... As a junior in 2008, completed 176-of-314 passes for 2,462 yards with 23 TDs and, as a sophomore in 2007, completed 101-of-166 passes for 1,517 yards with 17 TDs ... 2009 honors included Under Armour All-American, Super Prep All-American, Prep Star All-American, Prep Star Dream Team, Super Prep All-Far West, Prep Star All-West, Orange County Register Fab 15 Second-Team, Long Beach Press-Telegram Best in the West First-Team, Tacoma News Tribune Western 100, Cal-Hi Sports All-State Second-Team, All-CIF Pac-5 Division first-team and All-Moore League MVP.

**Personal:** Son of Jesse and Jeri Scroggins ... Majoring in social behavior and human understanding.

**35 Myles Smith, Running Back, 5-9, 200**  
**Freshman, Chandler, Ariz. (Chandler HS)**

**High School:** Two-time all-conference, all-city, all-region honoree while earning honorable mention all-state honors as a senior ... Recorded 800 yards rushing and 200 yards receiving ... An honor roll student.

**Personal:** Son of Sonita Zaire ... Majoring in environmental sciences ... Stepbrother, Malik Zaire, is a quarterback at Notre Dame.

**12 Anu Solomon, Quarterback, 6-2, 205**  
**Freshman, Las Vegas, Nev. (Bishop Gorman HS)**

**High School:** PrepStar Top-150 Dream Team ... Four-star recruit by Rivals.com and Scout.com ... Lemming Top Player (Combo Passer) selection ... As a senior in 2012, threw for 2,849 yards and 35 touchdowns ... Completed 153 of his 225 attempts with just five interceptions ... Three-time all-conference, three-time all-region and four-time all-state selection ... A three-time MaxPreps All-American ... Compiled a record of 57-3 and won four state titles as the starter at Bishop Gorman.

**Personal:** Son of Jarrett and Jamielyn Solomon ... Given name is Jarrett ... Majoring in pre-business.

**45 Derrick Turituri, Linebacker, 6-1, 250**  
**Freshman, Central Point, Ore. (Crater HS)**

**High School:** PrepStar All-West Region ... Two-time all-conference selection ... Also a state qualifier in wrestling, earning third- and fourth-place finishes, respectively, as a junior and senior.

**Personal:** Son of Darren and Natasha Turituri ... Brother, Tyler, played defensive back at Portland State ... Majoring in pre-physiology ... Prep teammates with fellow Wildcat R.J. Morgan.

**31 Scooby Wright, Linebacker, 6-1, 235**  
**Freshman, Windsor, Calif. (Cardinal Newman HS)**

**High School:** 2012 South Bay BMW West Coast Bowl ... North Bay All-League Co-MVP ... First-team all-state as a senior and second-team as a junior ... MaxPreps Div. III First-Team All-State ... Cal State All-Star Game selection ... PrepStar All-West Region ... All-Redwood Empire Defensive Player of the Year.

**Personal:** Son of Phillip and Annette Wright ... Father is head softball coach at Santa Rosa Junior College and played football at Long Beach State ... Sister, Ashley, played softball at Illinois ... Given name is Phillip.

**93 Parker Zellers, Defensive Line, 6-1, 265**  
**Freshman, Scottsdale, Ariz. (Notre Dame Prep)**

**High School:** Two-time all-conference and all-city selection while earning Div. II all-district, all-region and all-state honors ... Set school record for sacks in a season with 10 ... As a senior, recorded 8.5 sacks and 60 tackles ... An honor roll student.

**Personal:** Son of Brian and Susan Zellers.

## 2013 Arizona Football Media Guide

### Series Records vs. 2013 Opponents and Pac-12 Schools

#### Northern Arizona (UA leads 11-1)

1931	W	19-12	Flagstaff
1932	L	6-7	Phoenix
1922	W	24-0	Tucson
1940	W	41-0	Tucson
1941	W	41-0	Tucson
1945	W	52-6	Tucson
8/31/2002	W	37-3	Tucson
9/4/2004	W	21-3	Tucson
9/10/2005	W	31-12	Tucson
9/8/2007	W	45-24	Tucson
9/12/2009	W	34-17	Tucson
9/3/2012	W	41-10	Tucson

Tucson: UA leads 9-0. Flagstaff: UA leads 1-0. Phoenix: NAU 1-0

#### UTSA

First meeting

#### UNLV (UA leads 1-0)

9/22/2001	W	38-21	Tucson
-----------	---	-------	--------

#### Washington (UW leads, 18-10-1)

11/4/1978	L	21-31	Seattle
11/8/1980	L	22-45	Seattle
9/18/1982	L	13-25	Tucson
11/5/1983	L	22-23	Tucson
10/27/1984	L	12-28	Seattle
11/7/1987	T	21-21	Tucson
11/5/1988	W	16-13	Seattle
9/23/1989	W	20-17	Tucson
11/3/1990	L	10-54	Seattle
10/5/1991	L	0-54	Seattle
11/7/1992	W	16-3	Tucson
10/21/1995	L	17-31	Tucson
9/21/1996	L	17-31	Seattle
10/18/1997	L	28-58	Tucson
10/3/1998	W	31-28	Seattle
11/6/1999	L	25-33	Tucson
11/4/2000	L	32-35	Seattle
10/20/2001	L	28-31	Seattle
10/12/2002	L	28-32	Seattle
11/8/2003	W	27-22	Tucson
11/6/2004	W	23-13	Seattle
11/12/2005	L	14-38	Tucson
9/30/2006	L	10-21	Tucson
10/27/2007	W	48-41	Seattle
10/4/2008	W	48-14	Tucson
10/10/2009	L	33-36	Seattle
10/23/2010	W	44-14	Tucson
10/29/2011	L	31-42	Seattle
10/20/2012	W	52-17	Tucson

At Tucson: Series tied, 7-7-1; at Seattle: UW leads, 11-3

#### USC (USC leads, 28-8)

12/9/1916	L	7-20	Phoenix, Ariz.
10/20/1917	L	6-31	Los Angeles
10/14/1922	L	0-15	Los Angeles
11/17/1923	L	6-69	Los Angeles
10/11/1924	L	0-29	Los Angeles
10/24/1925	L	0-56	Los Angeles
11/10/1928	L	7-78	Los Angeles
11/3/1979	L	7-34	Los Angeles
10/11/1980	L	10-27	Tucson
10/10/1981	W	13-10	Los Angeles
11/13/1982	L	41-48	Tucson
10/20/1984	L	14-17	Los Angeles
11/1/1986	L	13-20	Tucson
11/14/1987	L	10-12	Los Angeles
10/1/1988	L	15-38	Tucson
11/11/1989	L	3-24	Tucson
10/20/1990	W	35-28	Los Angeles
11/16/1991	W	31-14	Tucson
11/14/1992	L	7-14	Los Angeles
10/2/1993	W	38-7	Tucson
11/4/1994	L	28-45	Los Angeles
9/23/1995	L	10-31	Tucson
10/12/1996	L	7-14	Los Angeles
10/9/1999	W	31-24	Tucson
10/7/2000	W	31-15	Los Angeles
10/27/2001	L	34-41	Tucson
11/15/2003	L	0-45	Tucson
11/13/2004	L	9-49	Los Angeles
10/8/2005	L*	21-42	Los Angeles
9/23/2006	L	3-20	Tucson
10/13/2007	L	13-20	Los Angeles
10/25/2008	L	10-17	Tucson
12/5/2009	W	21-17	Los Angeles

11/13/2010	L	21-24	Tucson
10/1/2011	L	41-48	Los Angeles
10/27/2012	W	39-36	Tucson

At Tucson (Arizona Stadium): USC leads, 11-4; at Los Angeles: USC leads, 17-4; at L.A. Memorial Coliseum: USC leads, 13-4; at Bovard Field: USC leads, 2-0; at Neutral Sites: USC leads, 1-0; at Phoenix, Ariz.: USC leads, 1-0; \*vacated by NCAA

#### Utah (Utah leads, 19-16-2)

1924	L	7-32	Salt Lake City
1925	L	0-9	Tucson
1936	L	6-14	Salt Lake City
1940	L	0-24	Salt Lake City
1941	L	6-12	Tucson
1942	W	14-0	Tucson
1946	L	7-14	Salt Lake City
1947	T	20-20	Tucson
1948	L	14-47	Salt Lake City
1949	T	12-12	Tucson
1950	L	14-27	Salt Lake City
1951	L	7-27	Tucson
1952	W	27-0	Salt Lake City
1953	L	7-28	Tucson
1954	W	54-20	Salt Lake City
10/31/1959	L	6-54	Salt Lake City
9/24/1960	L	3-13	Tucson
9/18/1965	W	16-9	Salt Lake City
10/22/1966	L	19-24	Tucson
10/21/1967	L	29-33	Tucson
11/16/1968	W	16-15	Salt Lake City
11/15/1969	W	17-16	Tucson
10/24/1970	L	0-24	Salt Lake City
10/23/1971	W	14-3	Tucson
11/4/1972	L	27-28	Salt Lake City
10/27/1973	W	42-21	Tucson
10/12/1974	W	41-8	Salt Lake City
11/22/1975	W	38-14	Tucson
10/30/1976	W	38-35	Salt Lake City
10/22/1977	W	45-17	Tucson
9/10/1983	W	38-0	Tucson
12/27/1994	L	13-16	Anaheim, Calif.
9/2/2000	W	17-3	Salt Lake City
9/14/2002	W	23-17	Tucson
9/11/2004	L	6-23	Tucson
9/2/2005	L	24-27	Salt Lake City
11/5/2011	L	21-34	Tucson
11/17/2012	W	34-24	Salt Lake City

At Tucson: Utah leads 9-8-2; at Arizona Stadium: Utah leads, 9-7-2; at Salt Lake City: Utah leads, 10-8; at Rice-Eccles Stadium: Series tied, 8-8; at Neutral Sites: Utah leads, 1-0 (at Anaheim)

#### Colorado (CU Leads 13-2)

11/26/1931	L	7-27	Tucson
10/21/1950	L	25-28	Boulder
10/11/1952	L	19-34	Tucson
9/26/1953	L	14-20	Boulder
10/9/1954	L	18-40	Tucson
9/24/1955	L	0-14	Boulder
11/24/1956	L	7-38	Tucson
10/12/1957	L	14-34	Boulder
10/11/1958	L	12-65	Tucson
10/24/1959	L	0-18	Tucson
10/8/1960	L	16-35	Boulder
9/28/1985	L	13-14	Tucson
9/27/1986	W	24-21	Boulder
11/12/2011	L	29-48	Boulder
11/10/2012	W	56-31	Tucson

At Tucson: CU leads, 7-1. at Boulder: CU leads 5-1

#### California (Tied 14-14-2)

10/14/1978	L	20-33	Tucson
9/15/1979	L	7-10	Berkeley
9/27/1980	W	31-24	Berkeley
9/19/1981	L	13-14	Tucson
10/1/1983	T	33-33	Berkeley
9/8/1984	W	23-13	Tucson
9/21/1985	W	23-17	Berkeley
10/25/1986	W	33-16	Tucson
10/10/1987	T	23-23	Berkeley
10/29/1988	L	7-10	Tucson
11/4/1989	L	28-29	Berkeley
9/29/1990	L	25-30	Tucson
9/21/1991	L	21-23	Tucson
10/24/1992	W	24-17	Berkeley
11/13/1993	L	20-24	Berkeley
11/5/1994	W	13-6	Tucson
9/30/1995	W	20-15	Tucson
11/2/1996	L	55-56 (40T)	Berkeley
11/15/1997	W	41-38 (0T)	Tucson

11/14/1998	W	23-7	Berkeley
11/3/2001	W	38-24	Berkeley
11/16/2002	W	52-41	Berkeley
10/25/2003	L	14-42	Berkeley
10/23/2004	L	0-38	Tucson
10/1/2005	L	0-28	Berkeley
11/11/2006	W	24-20	Tucson
9/22/2007	L	27-45	Berkeley
10/18/2008	W	42-27	Tucson
11/14/2009	L	16-24	Berkeley
9/25/2010	W	10-9	Tucson

At Tucson: UA leads, 8-6; at Berkeley: Cal leads, 8-6-2

#### UCLA (UCLA leads, 20-15-2)

11/19/1927	W	16-13	Tucson
9/29/1928	T	7-7	Los Angeles
10/16/1971	L	12-28	Tucson
10/7/1972	L	32-42	Los Angeles
9/18/1976	L	9-37	Los Angeles
10/27/1978	L	14-24	Los Angeles
11/1/1980	W	23-17	Tucson
9/12/1981	L	18-35	Tucson
10/9/1982	T	24-24	Pasadena
11/12/1983	W	27-24	Tucson
11/9/1985	L	19-24	Tucson
10/11/1986	L	25-32	Pasadena
9/26/1987	L	24-34	Pasadena
10/22/1988	L	3-24	Tucson
10/14/1989	W	42-7	Tucson
10/6/1990	W	28-21	Pasadena
10/12/1991	L	14-54	Pasadena
10/3/1992	W	23-3	Tucson
10/30/1993	L	17-37	Pasadena
10/22/1994	W	34-24	Tucson
10/14/1995	L	10-17	Pasadena
11/16/1996	W	35-17	Tucson
9/27/1997	L	27-40	Pasadena
10/10/1998	L	28-52	Tucson
10/30/1999	W	33-7	Pasadena
10/28/2000	L	24-27	Tucson
11/9/2002	L	7-37	Tucson
10/11/2003	L	21-24	Tucson
10/9/2004	L	17-37	Pasadena
11/5/2005	W	52-14	Pasadena
10/7/2006	L	7-27	Pasadena
11/3/2007	W	34-27	Tucson
9/20/2008	W	31-10	Pasadena
10/24/2009	W	27-13	Tucson
10/30/2010	W	29-21	Pasadena
10/20/2011	W	48-12	Tucson
11/3/2012	L	10-66	Pasadena

At Tucson: UA leads 11-8; Arizona Stadium: UA leads 9-8; UA Field: UA leads, 1-0; Pasadena (Rose Bowl): UCLA leads, 9-4-1; at Los Angeles: UCLA leads, 4-0-1; at L.A. Memorial Coliseum: UCLA leads, 3-0; at Moore Field: Tied, 0-0-1

#### Washington State (UA leads, 25-13)

10/5/1963	L	2-7	Spokane
10/3/1964	W	28-12	Tucson
10/16/1965	L	3-21	Spokane
11/12/1966	W	28-18	Tucson
11/2/1968	W	28-24	Tucson
9/18/1971	W	39-28	Spokane
9/23/1972	L	6-28	Tucson
11/18/1978	W	31-24	Tucson
9/8/1979	W	22-7	Spokane
10/18/1980	L	14-38	Tucson
10/24/1981	L	19-34	Tucson
10/30/1982	W	34-17	Pullman
9/17/1983	W	45-6	Pullman
9/14/1985	W	12-7	Tucson
11/8/1986	W	31-6	Pullman
10/24/1987	L	28-45	Pullman
10/15/1988	W	45-28	Tucson
10/21/1989	W	23-21	Pullman
10/27/1990	W	42-34	Tucson
11/9/1991	L	27-40	Pullman
9/12/1992	L	20-23	Tucson
10/23/1993	W	9-6	Tucson
10/15/1994	W	10-7	Pullman
10/28/1995	W	24-14	Pullman
10/5/1996	W	34-26	Tucson
10/25/1997	L	34-35 (0T)	Pullman
11/7/1998	W	41-7	Tucson
9/25/1999	W	30-24	Pullman
10/14/2000	W	53-47 (3 0T)	Tucson
9/29/2001	L	21-48	Tucson
10/26/2002	L	13-21	Tucson
10/4/2003	L	7-30	Pullman

## 2013 Arizona Football Media Guide

9/25/2004	L	19-20	Tucson
11/4/2006	W	27-17	Pullman
9/29/2007	W	48-20	Tucson
11/8/2008	W	59-28	Pullman
11/7/2009	W	48-7	Tucson
10/16/2010	W	24-7	Pullman

At Tucson: UA 13-7; at Pullman: UA leads 10-4; at Spokane: Tied, 2-2

### Oregon (UO leads, 24-14)

12/4/1937	W	21-7	Tucson
9/29/1951	L	21-39	Eugene
10/22/1955	L	27-46	Tucson
10/14/1961	W	15-6	Portland
10/19/1963	L	12-28	Tucson
10/17/1964	L	0-21	Eugene
9/16/1972	L	7-34	Eugene
11/11/1978	W	24-3	Eugene
10/13/1979	W	24-13	Tucson
10/17/1981	W	18-14	Eugene
11/20/1982	L	7-13	Eugene
10/15/1983	L	10-19	Tucson
10/6/1984	W	28-14	Tucson
11/16/1985	W	20-8	Tucson
9/20/1986	W	41-17	Eugene
11/12/1988	W	41-27	Tucson
9/30/1989	L	10-16	Eugene
9/22/1990	W	22-17	Tucson
11/6/1993	W	31-10	Tucson
10/29/1994	L	9-10	Eugene
11/11/1995	L	13-17	Tucson
11/9/1996	L	31-49	Eugene
9/4/1997	L	9-16	Eugene
10/31/1998	W	38-3	Tucson
10/23/1999	L	41-44	Tucson
10/21/2000	L	10-14	Eugene
10/6/2001	L	28-63	Tucson
10/5/2002	L	14-31	Tucson
9/13/2003	L	10-48	Tucson
10/16/2004	L	14-28	Eugene
10/22/2005	L	21-28	Tucson
11/18/2006	W	37-10	Eugene
11/15/2007	W	34-24	Tucson
11/15/2008	L	45-55	Eugene
11/21/2009	L	41-44 (20T)	Tucson
11/26/2010	L	29-48	Eugene
9/22/2011	L	31-56	Tucson
9/22/2012	L	0-49	Eugene

At Tucson: UO leads 11-9; at Eugene: UO leads, 13-4; at Hayward Field: UO leads 3-0; at Portland, Ore.: UA leads, 1-0

### Arizona State (UA leads, 47-38-1)

Date	W/L	Score	D/N	Site	Attend.
11/30/1899	L	2-11	D	Tucson (Carrillo Gardens)	
11/22/1902	W	12-0	D	Tucson (Old Library)	
10/31/1914	W	34-0	D	Tucson	
10/9/1915	W	7-0	D	Tucson	
10/11/1919	W	59-0	D	Tucson (UA Field)	
10/10/1925	W	13-3	D	Tucson (UA Field)	
10/16/1926	W	35-0	D	Tucson (UA Field)	
10/20/1928	W	39-0	D	Tucson (UA Field)	
11/2/1929	W	26-0	D	Tucson (Arizona Stadium)	
10/18/1930	W	6-0	D	Tucson (Arizona Stadium)	
10/31/1931	L	6-19	N	Phoenix (Irish Field)	3,000
11/24/1932	W	20-6	D	Tucson (Arizona Stadium)	
11/18/1933	W	26-7	N	Phoenix (Irish Field)	6,000
11/17/1934	W	32-6	D	Tucson (Arizona Stadium)	5,500
9/28/1935	W	26-0	N	Tucson (Arizona Stadium)	
10/10/1936	W	18-0	D	Tempe (Goodwin Stadium)	5,800
10/2/1937	W	20-6	N	Tucson (Arizona Stadium)	6,000
10/25/1941	W	20-7	N	Tempe (Goodwin Stadium)	12,000
10/10/1942	W	23-0	N	Tempe (Goodwin Stadium)	7,500
9/28/1946	W	67-0	N	Tucson (Arizona Stadium)	12,000
11/15/1947	W	26-13	N	Tempe (Goodwin Stadium)	16,000
10/30/1948	W	33-21	N	Tucson (Arizona Stadium)	16,021
11/12/1949	L	7-34	N	Tempe (Goodwin Stadium)	17,500
11/11/1950	L	13-47	N	Tucson (Arizona Stadium)	26,978
11/10/1951	L	14-61	N	Tempe (Goodwin Stadium)	17,500
11/8/1952	L	18-20	N	Tucson (Arizona Stadium)	26,707
11/28/1953	W	35-0	N	Tempe (Goodwin Stadium)	16,000
11/20/1954	W	54-14	N	Tucson (Arizona Stadium)	24,860
11/26/1955	W	7-6	N	Tempe (Goodwin Stadium)	18,000
11/17/1956	L	0-20	N	Tucson (Arizona Stadium)	25,307
11/30/1957	L	7-47	N	Tempe (Goodwin Stadium)	n/a
11/22/1958	L	0-47	D	Tucson (Arizona Stadium)	24,966
11/28/1959	L	9-15	N	Tempe (Sun Devil Stadium)	32,500
11/26/1960	W	35-7	N	Tucson (Arizona Stadium)	25,793
11/25/1961	W	22-13	N	Tempe (Sun Devil Stadium)	40,164
11/24/1962	W	20-17	N	Tucson (Arizona Stadium)	29,290
11/30/1963	L	6-35	N	Tempe (Sun Devil Stadium)	41,140

11/28/1964	W	30-6	N	Tucson (Arizona Stadium)	30,847
11/27/1965	L	6-14	N	Tempe (Sun Devil Stadium)	35,896
11/26/1966	L	17-20	N	Tucson (Arizona Stadium)	34,130
11/25/1967	L	7-47	N	Tempe (Sun Devil Stadium)	41,567
11/30/1968	L	7-30	N	Tucson (Arizona Stadium)	41,350
11/29/1969	L	24-38	N	Tempe (Sun Devil Stadium)	49,106
12/5/1970	L	6-10	N	Tucson (Arizona Stadium)	38,500
11/27/1971	L	0-31	N	Tempe (Sun Devil Stadium)	50,370
11/25/1972	L	21-38	N	Tucson (Arizona Stadium)	38,500
11/24/1973	L	19-55	N	Tempe (Sun Devil Stadium)	51,383
11/30/1974	W	10-0	N	Tucson (Arizona Stadium)	40,782
11/29/1975	L	21-24	N	Tempe (Sun Devil Stadium)	51,388
11/27/1976	L	10-27	N	Tucson (Arizona Stadium)	56,807
11/25/1977	L	7-23	N	Tempe (Sun Devil Stadium)	56,326*
11/25/1978	L	16-17	N	Tucson (Arizona Stadium)	58,090
11/20/1979	W	27-24	N	Tempe (Sun Devil Stadium)	70,947
11/29/1980	L	7-44	D	Tucson (Arizona Stadium)	53,108*
11/28/1981	L	13-24	N	Tempe (Sun Devil Stadium)	69,714
11/27/1982	W	28-18	N	Tucson (Arizona Stadium)	58,515
11/28/1983	W	17-15	D	Tempe (Sun Devil Stadium)	70,033*
11/24/1984	W	16-10	N	Tucson (Arizona Stadium)	58,132
11/23/1985	W	16-13	N	Tempe (Sun Devil Stadium)	72,345
11/22/1986	W	34-17	D	Tucson (Arizona Stadium)	58,267*
11/28/1987	T	24-24	D	Tempe (Sun Devil Stadium)	70,839*
11/26/1988	W	28-18	D	Tucson (Arizona Stadium)	56,978
11/25/1989	W	28-10	D	Tempe (Sun Devil Stadium)	74,926
11/24/1990	W	21-17	D	Tucson (Arizona Stadium)	57,112*
11/23/1991	L	14-37	N	Tempe (Sun Devil Stadium)	73,427
11/21/1992	L	6-7	N	Tucson (Arizona Stadium)	58,095
11/26/1993	W	34-20	Dusk	Tempe (Sun Devil Stadium)	73,115*
11/25/1994	W	28-27	Dusk	Tucson (Arizona Stadium)	58,810*
11/24/1995	W	31-28	Dusk	Tempe (Sun Devil Stadium)	67,606*
11/23/1996	L	14-56	Dusk	Tucson (Arizona Stadium)	59,920*
11/28/1997	W	28-16	Dusk	Tempe (Sun Devil Stadium)	73,682*
11/27/1998	W	50-42	Dusk	Tucson (Arizona Stadium)	57,953*
11/27/1999	L	27-42	D	Tempe (Sun Devil Stadium)	68,102*
11/24/2000	L	17-30	D	Tucson (Arizona Stadium)	54,297*
11/23/2001	W	31-24	D	Tempe (Sun Devil Stadium)	55,831*
11/29/2002	L	20-34	D	Tucson (Arizona Stadium)	47,005*
11/28/2003	L	7-28	D	Tempe (Sun Devil Stadium)	55,498*
11/26/2004	W	34-27	D	Tucson (Arizona Stadium)	55,095*
11/25/2005	L	20-23	D	Tempe (Sun Devil Stadium)	67,635*
11/25/2006	L	14-28	D	Tucson (Arizona Stadium)	57,895*
12/1/2007	L	17-20	N	Tempe (Sun Devil Stadium)	71,706*
12/5/2008	W	31-10	N	Tucson (Arizona Stadium)	58,704*
11/28/09	W	20-17	D	Tempe (Sun Devil Stadium)	55,989*
12/2/2010	L	29-30	N	OT, Tucson (Arizona Stad.)	56,253*
11/19/2011	W	31-27	N	Tempe (Sun Devil Stadium)	72,694*
11/23/2012	L	41-34	N	Tucson (Arizona Stad.)	51,901*

Television: \*  
At Tucson: UA leads, 29-19; Arizona Stadium: UA leads, 22-18; UA Field: UA leads, 4-0; at Old Library site: UA leads, 1-0; at Carrillo Gardens: ASU leads, 1-0; at unknown location: UA leads, 2-0; at Tempe: ASU leads, 19-17-1; at Irish Field, Phoenix: Tied, 1-1; at Sun Devil Stadium: ASU leads, 15-10-1; at Goodwin Field: UA leads, 6-3

### Oregon State (UA leads 21-14-1)

11/5/1966	L	12-31	Portland
11/6/1971	W	34-22	Tucson
9/16/1978	W	21-17	Tucson
11/17/1979	W	42-18	Tucson
11/22/1980	W	24-7	Corvallis
11/14/1981	W	40-7	Corvallis
9/11/1982	W	38-12	Tucson
9/3/1983	W	50-6	Tucson
9/15/1984	W	27-8	Portland
11/2/1985	W	27-6	Corvallis
10/18/1986	W	23-12	Tucson
10/17/1987	W	31-17	Tucson
9/3/1988	W	24-13	Corvallis
10/13/1990	L	21-35	Corvallis
11/2/1991	W	45-21	Tucson
9/19/1992	T	14-14	Corvallis
9/25/1993	W	33-0	Corvallis
10/1/1994	W	30-10	Tucson
11/4/1995	W	14-9	Corvallis
10/26/1996	W	33-7	Tucson
11/8/1997	W	27-7	Tucson
10/17/1998	W	28-7	Corvallis
11/13/1999	L	20-28	Corvallis
11/11/2000	L	9-33	Tucson
10/13/2001	L	3-38	Corvallis
11/2/2002	L	3-38	Corvallis
11/1/2003	L	23-52	Corvallis
11/30/2004	L	14-28	Tucson
10/29/2005	W	29-27	Corvallis
10/21/2006	L	10-17	Tucson
10/6/2007	L	16-31	Corvallis
11/22/2008	L	17-19	Tucson

9/26/2009	W	37-32	Corvallis
10/9/2010	L	27-29	Tucson
10/8/2011	L	27-37	Corvallis
9/29/2012	L	35-38	Tucson

At Tucson: UA leads, 11-6; at Corvallis (Reser Stadium): UA leads, 9-7-1; at Neutral Sites: Tied, 1-1; at Portland Ore.: Tied, 1-1

### Stanford (Series tied, 14-14)

10/20/1979	L	10-30	Palo Alto
10/3/1981	W	17-13	Tucson
11/6/1982	W	41-27	Palo Alto
10/22/1983	L	22-31	Palo Alto
11/10/1984	W	28-14	Tucson
10/26/1985	L	17-28	Palo Alto
11/30/1986	L	24-29	@Tokyo
10/31/1987	W	23-13	Palo Alto
9/2/1989	W	19-3	Tucson
11/10/1990	L	10-23	Tucson
9/14/1991	W	28-23	Tucson
10/17/1992	W	21-6	Palo Alto
10/16/1993	W	27-24	Tucson
9/24/1994	W	34-10	Palo Alto
10/11/1997	W	28-22	Tucson
9/12/1998	W	31-14	Palo Alto
9/18/1999	L	50-22	Tucson
9/30/2000	W	27-3	Palo Alto
11/10/2001	L	37-51	Tucson
10/19/2002	L	6-16	Palo Alto
10/15/2005	L	16-20	Tucson
1/14/2006	W	20-7	Palo Alto
10/20/2007	L	20-21	Tucson
10/11/2008	L	23-24	Palo Alto
10/17/2009	W	43-38	Tucson
11/6/2010	L	17-42	Palo Alto
9/17/2011	L	10-37	Tucson
10/6/2012	L	48-54 (OT)	Palo Alto

At Tucson: UA leads, 7-6; at Palo Alto: Stanford leads 7-6; at Neutral Sites: Stanford leads, 1-0; at Tokyo, Japan: Stanford leads, 1-0

# 2013 Arizona Football Media Guide

## 2012 Season in Review

### Game 1: Arizona 24, Toledo 17 (OT) (ESPNU)

Sept. 1, 2012 – Arizona Stadium – Attendance: 48,670

Kickoff: 7:30 p.m. – Time of Game: 3:47 – Weather: 93, partly cloudy

TUCSON, Ariz. – Arizona senior quarterback Matt Scott passed for a career-high 387 yards, which was capped off by an eventual game-winning touchdown toss to Terrence Miller on third down in overtime to lead the Wildcats past Toledo, 24-17, in head coach Rich Rodriguez's debut on Saturday night at Arizona Stadium.

Arizona (1-0) opened the overtime period on offense and Toledo (0-1) was called for a 15-yard pass interference penalty on the first play of the drive. After the Wildcats failed to pick up any yardage on the next two plays, Scott was flushed right out of the pocket and just before stepping out of bounds he threw across his body and found Miller at the goal line for a 10-yard touchdown.

The Wildcats racked up 624 total yards on the night as the two teams combined for 982 total yards. The 624 yards gained by the Cats were the second most in school history and the most since racking up 691 yards against New Mexico in 1969. The U of A totaled 387 through the air and 237 on the ground.

Scott was tremendous the entire night as he finished 30-of-46 with two touchdown tosses and one interception. In addition, he carried the ball 14 times for 74 yards.

Meanwhile, sophomore Ka'Deem Carey rushed for a career-high 147 yards on 20 carries, which included a 73-yard touchdown scamper. Dan Buckner and Austin Hill combined for 17 catches and 255 yards. Buckner finished with a game-high 10 grabs for 116 yards, while Hill had seven catches for a career-high 139 yards and a touchdown. Miller and Richard Morrison each had six grabs each for a combined 124 yards.

As good as the Arizona offensive numbers were, the defense came away with some critical stops. The trio of Jake Fischer, Jared Tevis and Marquis Flowers all recorded double-digit tackles. Fischer and Flowers each came away with 2.5 tackles for a loss.

With the score tied 17-17 in the closing stages of the fourth quarter, Arizona drove 72 yards all the way down to the eight yard line to setup a game-winning field goal with two seconds left. From 25-yards out and on the right hash mark, John Bonano hooked the kick wide to the left as time expired to send the game to overtime.

After the Wildcats defense earned a stop on Toledo's opening possession of the contest, Arizona put together a 12-play 71-yard drive, which was capped off by a Bonano 26-yard field goal to give the Cats an early 3-0 lead.

With UA in front 3-0, Toledo opened the second quarter by capping off a 10-play 94-yard drive with a 59-yard touchdown pass from Terrance Owens to Alonzo Russell to give the Rockets a 7-3 advantage. On the very next Arizona drive, Scott found Hill for a 30-yard touchdown to cap a 75-yard drive on six plays to put the Wildcats back in front. Toledo regained the lead later in the period on a one-yard touchdown run by David Fluellen, which put the Rockets in front 14-10 at the half. The Wildcats were hampered by two costly turnovers in the opening half, which ended potential scoring drives deep in Toledo territory.

After both teams traded punts to begin the second half, Arizona started its second drive of the second half from its own 16 yard line. Following an 11-yard first down completion from Scott to Hill, Carey ripped off a career-long 73-yard touchdown run to put Arizona in front 17-14. The 73-yard run was the longest by the Wildcats since Keola Antolin had a 78-yarder back on October 23, 2010.

Toledo tied the score at the beginning of the fourth quarter on a Jeremiah Detmer 40-yard field goal. Neither team could manage to put a drive together until the Cats marched down the field on the final drive of the game. Arizona put together a 13-play 73-yard drive to get into field goal position.

Owens was the more effective quarterback for the Rockets as he went 11-of-22 for 134 yards with a touchdown toss. Austin Dantin finished 10-of-25 for just 63 yards.

Score by Quarters	1	2	3	4	OT	Ot	Total
Toledo	0	14	0	3	0	0	17
Arizona	3	7	7	0	7	7	24

Qtr	Time	Scoring Play	V-H
1st	09:38	ARIZ - Bonano, J. 26 yd field goal, 12-71 3:01	0 - 3
2nd	13:55	TOL - RUSSELL, Alonzo 59 yd pass from OWENS, Terrance (DETMER,Jeremiah kick), 10-94 4:31	7 - 3
	12:04	ARIZ - Hill, A. 30 yd pass from Scott, M. (Bonano, J. kick), 6-75 1:51	7 - 10
3rd	06:01	TOL - FLUELLEN, David 1 yd run (DETMER,Jeremiah kick), 10-64 3:10	14 - 10
	10:44	ARIZ - Carey, K. 73 yd run (Bonano, J. kick), 2-84 0:32	14 - 17
4th	14:18	TOL - DETMER,Jeremiah 40 yd field goal, 9-42 2:03	17 - 17
	00:00	ARIZ - Miller, T. 10 yd pass from Scott, M. (Bonano, J. kick), 3-25 0:00	17 - 24

	TOL	ARIZ
<b>FIRST DOWNS</b>	24	33
Rushing	13	13
Passing	9	16
Penalty	2	4
<b>NET YARDS RUSHING</b>	161	237
Rushing Attempts	47	41
Average Per Rush	3.4	5.8
Rushing Touchdowns	1	1
Yards Gained Rushing	182	252
Yards Lost Rushing	21	15
<b>NET YARDS PASSING</b>	197	387
Completions-Attempts-Int	21-47-0	30-47-1
Average Per Attempt	4.2	8.2
Average Per Completion	9.4	12.9
Passing Touchdowns	1	2
<b>TOTAL OFFENSE YARDS</b>	358	624
Total offense plays	94	88
Average Gain Per Play	3.8	7.1
Fumbles: Number-Lost	1-1	4-2
Penalties: Number-Yards	7-66	7-56
<b>PUNTS-YARDS</b>	8-359	5-228
Average Yards Per Punt	44.9	45.6
Net Yards Per Punt	39.5	37.6
Inside 20	6	1
50+ Yards	2	1
Touchbacks	1	2
Fair catch	2	1
<b>KICKOFFS-YARDS</b>	4-260	3-195
Average Yards Per Kickoff	65.0	65.0
Net Yards Per Kickoff	46.0	33.7
Touchbacks	3	2
Punt returns: Number-Yards-TD	1-0-0	2-23-0
Average Per Return	0.0	11.5
Kickoff returns: Number-Yds-TD	1-54-0	1-16-0
Average Per Return	54.0	16.0
Interceptions: Number-Yds-TD	1-9-0	0-0-0
Fumble Returns: Number-Yds-TD	0-0-0	0-0-0
Miscellaneous Yards	0	0
Possession Time	31:49	28:11
1st Quarter	10:43	4:17
2nd Quarter	7:59	7:01
3rd Quarter	7:38	7:22
4th Quarter	5:29	9:31
OT Quarter	0:00	0:00
Third-Down Conversions	10 of 23	5 of 15
Fourth-Down Conversions	1 of 2	0 of 1
Red-Zone Scores-Chances	1-2	2-5
Touchdowns	1-2	1-5
Field goals	0-2	1-5
Sacks By: Number-Yards	2-8	2-16
PAT Kicks	2-2	3-3
Field Goals	1-2	1-3

## 2013 Arizona Football Media Guide

### Game 2: Arizona 59, Oklahoma State 38 (Pac-12 Networks)

Sept. 8, 2012 – Arizona Stadium – Attendance: 45,602

Start: 7:37 p.m. – Time of Game: 3:36 – Weather: 80, humid and windy

TUCSON, Ariz. (AP) – Ka'Deem Carey scored four touchdowns, Matt Scott threw for 320 yards and two scores, and Arizona knocked off No. 18 Oklahoma State 59-38 on Saturday night.

Arizona (2-0) fell into a quick 14-0 hole before scoring the next 30 points as Oklahoma State (1-1) unraveled under a shower of yellow flags. The Cowboys had 15 penalties for a school-record 167 yards before settling down enough to rally within two points late in the third quarter.

The Wildcats wouldn't let them any closer behind Carey, who ran for 126 yards and scored on two touchdown runs in the fourth quarter to seal an impressive second win under new coach Rich Rodriguez.

Oklahoma State's Wes Lunt threw for 436 yards and four touchdowns to Tracy Moore, but also had three interceptions, including one returned 48 yards for a touchdown by Jonathan McKnight in the fourth quarter.

Carey ran for 147 yards in his debut as the featured back last week and followed it up by scoring on two 1-yard runs, another from 25 yards and on a 13-yard screen pass. Scott finished 28 of 41 and ran for 55 yards with another score.

Oklahoma State opened its first season without stars Brandon Weeden and Justin Blackmon with an absurdly easy 84-0 win over Savannah State.

Arizona had a much tougher start in its first game under Rodriguez, needing overtime to pull out a victory over Toledo at home.

That set up a showdown in the desert between familiar foes.

Oklahoma State had beaten Arizona the previous two seasons, in the 2010 Alamo Bowl and in Stillwater last year, by getting off to a fast start, outscoring the Wildcats by a combined score of 44-7 in the first half.

It looked like a repeat on the way after Lunt marched the Cowboys through Arizona's defense the first two drives, hitting Moore on touchdown passes of 9 and 30 yards to put Oklahoma State up 14-0.

The game turned quickly when the Cowboys turned ugly.

Defensive tackle Calvin Barnett was called for consecutive personal fouls on one play, setting up Scott's 15-yard touchdown pass to Richard Morrison.

A fumble by Joseph Randle on the next drive, followed by a late-hit penalty on cornerback Broderick Brown, set up a 22-yard field goal by John Bonano.

A fourth personal foul by Oklahoma State in the half, on linebacker Shaun Lewis for hitting Scott as he slid, led to a third field goal by Bonano, a 24-yarder. Carey added a 1-yard touchdown run - with a little help from teammates - late in the quarter to put Arizona up 23-14 at halftime.

Oklahoma State had nine penalties for 110 yards in the half and its last drive ended when Arizona's Jared Tevis intercepted a tipped pass by Lunt at the Wildcats' 29.

The second half opened the same way: Barnett was flagged for a late hit on the opening play and Arizona scored on a 13-yard screen pass from Scott to Carey for a 30-14 lead.

But the score seemed to snap the Cowboys out of their funk.

Lunt hit Morgan for a 9-yard touchdown pass and the Cowboys kept marching on Arizona the next drive, setting up Jeremy Smith's 10-yard touchdown run that cut Arizona's lead to 30-28.

It turned out to be their last gasp.

The Wildcats raced down the field on their next drive, setting up Scott's 8-yard touchdown run up the middle. Lunt, facing pressure for one of the few times all game, threw up a weak pass early in the fourth quarter and McKnight picked it off for an easy touchdown. Oklahoma State was called for pass interference on the 2-point try - naturally - and Arizona converted on the second attempt to go up 45-31.

Carey sealed it with a 25-yard run up the middle, sending the Zona Zoo into a frenzy and the Wildcats to an impressive win that will surely turn more attention toward the desert.

Score by Quarters	1	2	3	4	Total
Oklahoma State	14	0	17	7	38
Arizona	10	13	14	22	59

Qtr	Time	Scoring Play	V-H
1st	13:03	OKST - Moore, Tracy 9 yd pass from Lunt, Wes (Sharp, Quinn kick), 8-61 1:57	7 - 0
	07:50	OKST - Moore, Tracy 30 yd pass from Lunt, Wes (Sharp, Quinn kick), 7-64 2:26	14 - 0
	05:19	ARIZ - Morrison, R. 15 yd pass from Scott, M. (Bonano, J. kick), 7-75 2:31	14 - 7
	03:00	ARIZ - Bonano, J. 22 yd field goal, 6-25 1:43	14 - 10
2nd	14:18	ARIZ - Bonano, J. 46 yd field goal, 5-9 1:57	14 - 13
	11:46	ARIZ - Bonano, J. 24 yd field goal, 7-66 1:43	14 - 16
	03:22	ARIZ - Carey, K. 1 yd run (Bonano, J. kick), 10-66 2:51	14 - 23
3rd	09:59	ARIZ - Carey, K. 13 yd pass from Scott, M. (Bonano, J. kick), 13-75 5:01	14 - 30
	07:47	OKST - Moore, Tracy 9 yd pass from Lunt, Wes (Sharp, Quinn kick), 9-75 2:12	21 - 30
	04:54	OKST - Smith, Jeremy 10 yd run (Sharp, Quinn kick), 7-81 1:34	28 - 30
	03:16	ARIZ - Scott, M. 8 yd run (Bonano, J. kick), 5-75 1:38	28 - 37
	00:06	OKST - Sharp, Quinn 25 yd field goal, 9-75 3:04	31 - 37
4th	10:24	ARIZ - McKnight, J. 48 yd interception return (Tutogi, T. pass from Scott, M.)	31 - 45
	04:35	ARIZ - Carey, K. 25 yd run (Bonano, J. kick), 3-33 1:34	31 - 52
	02:58	OKST - Moore, Tracy 22 yd pass from Lunt, Wes (Sharp, Quinn kick), 7-73 1:32	38 - 52
	01:57	ARIZ - Carey, K. 1 yd run (Bonano, J. kick), 5-44 0:59	38 - 59

	OKST	ARIZ
<b>FIRST DOWNS</b>	30	32
Rushing	12	11
Passing	17	15
Penalty	1	6
<b>NET YARDS RUSHING</b>	200	181
Rushing Attempts	32	49
Average Per Rush	6.2	3.7
Rushing Touchdowns	1	4
Yards Gained Rushing	200	225
Yards Lost Rushing	0	44
<b>NET YARDS PASSING</b>	436	320
Completions-Attempts-Int	37-60-3	28-41-0
Average Per Attempt	7.3	7.8
Average Per Completion	11.8	11.4
Passing Touchdowns	4	2
<b>TOTAL OFFENSE YARDS</b>	636	501
Total offense plays	92	90
Average Gain Per Play	6.9	5.6
Fumbles: Number-Lost	1-1	1-0
Penalties: Number-Yards	15-167	4-27
<b>PUNTS-YARDS</b>	4-180	4-147
Average Yards Per Punt	45.0	36.8
Net Yards Per Punt	40.5	34.5
Inside 20	1	2
50+ Yards	1	0
Touchbacks	0	0
Fair catch	2	0
<b>KICKOFFS-YARDS</b>	6-390	11-675
Average Yards Per Kickoff	65.0	61.4
Net Yards Per Kickoff	45.0	39.4
Touchbacks	6	4
Punt returns: Number-Yards-TD	3-9-0	2-18-0
Average Per Return	3.0	9.0
Kickoff returns: Number-Yds-TD	7-142-0	0-0-0
Average Per Return	20.3	0.0
Interceptions: Number-Yds-TD	0-0-0	3-80-1
Fumble Returns: Number-Yds-TD	0-0-0	0-0-0
Miscellaneous Yards	0	0
Possession Time	27:56	32:04
1st Quarter	6:44	8:16
2nd Quarter	6:24	8:36
3rd Quarter	6:56	8:04
4th Quarter	7:52	7:08
Third-Down Conversions	8 of 16	8 of 17
Fourth-Down Conversions	0 of 2	1 of 2
Red-Zone Scores-Chances	4-4	8-8
Touchdowns	3-4	5-8
Field goals	1-4	3-8
Sacks By: Number-Yards	4-29	0-0
PAT Kicks	5-5	6-6
Field Goals	1-1	3-3

## 2013 Arizona Football Media Guide

### Game 3: Arizona 56, South Carolina State 0 (Pac-12 Networks)

Sept. 15, 2012 – Arizona Stadium – Attendance: 43,919

Start: 7:37 p.m. – Time of Game: 2:59 – Weather: 83, clear

TUCSON, Ariz. – Senior quarterback Matt Scott posted 288 yards on 30-of-36 passing and three touchdowns to lead No. 24 Arizona (3-0) past South Carolina State (1-2), 56-0 on Saturday night at Arizona Stadium.

Through three games, Scott has thrown for 995 yards and 190 rushing yards.

Defensively, Arizona executed a shutout for the first time since 2008, which came against the University of Idaho.

The offense also impressed, as the Wildcats broke the school record with 43 first downs. In addition, their 689 offensive yards fell just two short of the Arizona record.

Arizona struck in the first two minutes of the matchup, executing a 75-yard drive that ended in a touchdown pass from Scott to junior receiver Richard Morrison in the first two minutes of the contest.

In the second quarter, UA earned its second touchdown score on a pass from Scott to senior full back Taimi Tutogi, to give the Wildcats a 14-0 edge.

Arizona kept the momentum on the next offensive possession, grinding out a 72-yard drive, ending in a Ka'Deem Carey rush and putting UA up, 21-0

In the remaining two minutes of the first half, the Wildcats scored again, this time on a Scott rush, to give them a commanding 28-0 lead going into the locker room.

In the second half, Arizona did not skip a beat, as the defense came out on fire, forcing the Bulldogs to punt on their first possession.

The Wildcat offense did the opposite, scoring yet again on a Scott pass to senior receiver Dan Buckner to extend Arizona's lead, 35-0.

UA's next score came off an 80-yard drive, capped off by junior running back Daniel Jenkins' third-career touchdown on a five-yard rush.

Backup quarterback B.J. Denker saw his first game action of the season and was impressive during a 14-play 87 yard drive that was capped off by a 17-yard touchdown strike to Sean Willet at the 10:42 mark of the fourth quarter.

Freshman Jared Baker completed the scoring frenzy for the Wildcats, rushing for four yards to insure the win by a 56-0 score.

Score by Quarters	1	2	3	4	Total
South Carolina State	0	0	0	0	0
Arizona	7	21	14	14	56

Qtr	Time	Scoring Play	V-H
1st	12:01	ARIZ - Morrison, R. 15 yd pass from Scott, M. (Bonano, J. kick), 9-75 2:59	0 - 7
2nd	12:36	ARIZ - Tutogi, T. 14 yd pass from Scott, M. (Bonano, J. kick), 7-53 2:16	0 - 14
	07:13	ARIZ - Carey, K. 7 yd run (Bonano, J. kick), 12-72 3:41	0 - 21
3rd	01:40	ARIZ - Scott, M. 10 yd run (Bonano, J. kick), 6-39 2:01	0 - 28
	09:37	ARIZ - Buckner, D. 27 yd pass from Scott, M. (Bonano, J. kick), 6-81 2:14	0 - 35
4th	01:46	ARIZ - Jenkins, D. 5 yd run (Bonano, J. kick), 10-80 4:14	0 - 42
	10:42	ARIZ - Willet, S. 17 yd pass from Denker, B. (Bonano, J. kick), 14-87 4:07	0 - 49
	05:58	ARIZ - Baker, J. 4 yd run (Bonano, J. kick), 8-72 3:06	0 - 56

	SCSU	ARIZ
<b>FIRST DOWNS</b>	8	43
Rushing	3	22
Passing	3	17
Penalty	2	4
<b>NET YARDS RUSHING</b>	65	323
Rushing Attempts	29	56
Average Per Rush	2.2	5.8
Rushing Touchdowns	0	4
Yards Gained Rushing	94	325
Yards Lost Rushing	29	2
<b>NET YARDS PASSING</b>	89	366
Completions-Attempts-Int	12-25-1	36-46-0
Average Per Attempt	3.6	8.0
Average Per Completion	7.4	10.2
Passing Touchdowns	0	4
<b>TOTAL OFFENSE YARDS</b>	154	689
Total offense plays	54	102
Average Gain Per Play	2.9	6.8
Fumbles: Number-Lost	1-0	2-1
Penalties: Number-Yards	11-107	4-34
<b>PUNTS-YARDS</b>	10-375	1-44
Average Yards Per Punt	37.5	44.0
Net Yards Per Punt	37.1	44.0
Inside 20	1	1
50+ Yards	1	0
Touchbacks	0	0
Fair catch	3	1
<b>KICKOFFS-YARDS</b>	1-65	9-583
Average Yards Per Kickoff	65.0	64.8
Net Yards Per Kickoff	45.0	41.1
Touchbacks	1	7
Punt returns: Number-Yards-TD	0-0-0	3-4-0
Average Per Return	0.0	1.3
Kickoff returns: Number-Yds-TD	2-38-0	0-0-0
Average Per Return	19.0	0.0
Interceptions: Number-Yds-TD	0-0-0	1-0-0
Fumble Returns: Number-Yds-TD	0-0-0	0-0-0
Miscellaneous Yards	0	0
Possession Time	24:58	35:02
1st Quarter	7:10	7:50
2nd Quarter	6:13	8:47
3rd Quarter	8:32	6:28
4th Quarter	3:03	11:57
Third-Down Conversions	2 of 13	9 of 14
Fourth-Down Conversions	1 of 1	2 of 3
Red-Zone Scores-Chances	0-0	7-9
Touchdowns	0-0	7-9
Field goals	0-0	0-9
Sacks By: Number-Yards	0-0	1-10
PAT Kicks	0-0	8-8
Field Goals	0-0	0-1

## 2013 Arizona Football Media Guide

### Game 4: Oregon 49, Arizona 0 (ESPN)

Sept. 22, 2012 – Autzen Stadium – Attendance: 58,334

Start: 7:36 p.m. – Time of Game: 3:19 – Weather: 65, mostly cloudy

EUGENE, Ore. – No. 22 Arizona (3-1, 0-1) suffered its first loss of the season after falling to No. 3 Oregon (4-0, 1-0), 49-0 on Saturday night in front of a sold-out crowd at Autzen Stadium in Eugene, Ore.

Despite its productive offensive drives, Arizona was unable to convert, coming up short on six trips to the red zone. The Wildcat defense also showed fight, forcing three Oregon turnovers and holding the Ducks to 13 points in the first half.

On Oregon's second drive of the game, junior Marquis Flowers (Phoenix, Ariz.) forced a fumble and sophomore Reggie Gilbert (Laveen, Ariz.) recovered on the Ducks' 11-yard line. The Wildcats suffered their first failed red zone attempt after throwing an interception to give Oregon the ball.

UO took advantage and posted the first score of the game, a 17-yard touchdown to put the Ducks up, 7-0 with 5:42 left in the first quarter.

At the beginning of the second quarter, senior Jake Fischer (Oro Valley, Ariz.) recovered another fumble, forced by sophomore Jared Tevis (Tucson, Ariz.) to give the Wildcats another shot, this time on the Oregon 34-yard line. The three-play, 21-yard drive ended in a blocked field goal.

Oregon's second score came after a 74-yard drive, ending in a field goal to put the Ducks up, 10-0, with 5:55 left in the second quarter.

UO struck again with 34 seconds left in the first half, scoring another field goal to make the score 13-0 heading into the locker room.

In the third quarter, both teams went through a series of scoreless drives, but Oregon's De'Anthony Thomas returned an Arizona punt for 37 yards to set up an Oregon touchdown and two-point conversion to put the Wildcats down, 21-0.

On a following drive, sophomore Jonathan McKnight (River Ridge, La.) snatched his third interception in three games to put Arizona on the Oregon 35. Senior Matt Scott (Corona, Calif.) led the Wildcats to the 20-yard line, before throwing an interception on a fourth-down attempt.

The Ducks seized the opportunity, scoring once again on a 55-yard pass to put Oregon up, 28-0, with one minute left in the third quarter.

On the next drive, UO capitalized on another Wildcat turnover, scoring another touchdown on a pick six to go up, 35-0 early in the fourth quarter.

Oregon's last scores of the game came in the last five minutes, as it scored a touchdown and turned around with another pick-six to cap the night in a 49-0 result.

Score by Quarters	1	2	3	4	Total
Arizona	0	0	0	0	0
Oregon	7	6	15	21	49

Qtr	Time	Scoring Play	V-H
1st	05:42	ORE - Hawkins, Daryle 17 yd pass from Mariota, Marcus (Beard, Rob kick), 10-88 2:45	0 - 7
2nd	05:55	ORE - Beard, Rob 27 yd field goal, 17-62 5:21	0 - 10
	00:28	ORE - Beard, Rob 41 yd field goal, 16-50 3:31	0 - 13
3rd	06:41	ORE - Lyerla, Colt 1 yd run (Beard, Rob pass from Rice, Jackson), 3-37 0:39	0 - 21
	01:01	ORE - Addison, Bralon 55 yd pass from Mariota, Marcus (Beard, Rob kick), 2-57 0:34	0 - 28
4th	14:08	ORE - Ekpre-Obomu, I. 54 yd interception return (Beard, Rob kick)	0 - 35
	04:02	ORE - Bennett, Bryan 8 yd run (Beard, Rob kick), 12-86 6:35	0 - 42
	03:53	ORE - Hill, Troy 29 yd interception return (Beard, Rob kick)	0 - 49

	ARIZ	ORE
<b>FIRST DOWNS</b>	19	25
Rushing	8	11
Passing	8	14
Penalty	3	0
<b>NET YARDS RUSHING</b>	89	228
Rushing Attempts	32	53
Average Per Rush	2.8	4.3
Rushing Touchdowns	0	2
Yards Gained Rushing	111	265
Yards Lost Rushing	22	37
<b>NET YARDS PASSING</b>	243	267
Completions-Attempts-Int	27-52-4	21-36-1
Average Per Attempt	4.7	7.4
Average Per Completion	9.0	12.7
Passing Touchdowns	0	2
<b>TOTAL OFFENSE YARDS</b>	332	495
Total offense plays	84	89
Average Gain Per Play	4.0	5.6
Fumbles: Number-Lost	2-1	5-2
Penalties: Number-Yards	5-51	8-74
<b>PUNTS-YARDS</b>	6-264	4-178
Average Yards Per Punt	44.0	44.5
Net Yards Per Punt	37.7	44.5
Inside 20	0	3
50+ Yards	2	1
Touchbacks	0	0
Fair catch	0	3
<b>KICKOFFS-YARDS</b>	1-37	9-548
Average Yards Per Kickoff	37.0	60.9
Net Yards Per Kickoff	34.0	42.4
Touchbacks	0	2
Punt returns: Number-Yards-TD	0-0-0	2-38-0
Average Per Return	0.0	19.0
Kickoff returns: Number-Yds-TD	7-116-0	1-3-0
Average Per Return	16.6	3.0
Interceptions: Number-Yds-TD	1-23-0	4-99-2
Fumble Returns: Number-Yds-TD	0-0-0	0-0-0
Miscellaneous Yards	0	7
<b>Possession Time</b>	26:27	33:33
1st Quarter	8:51	6:09
2nd Quarter	5:14	9:46
3rd Quarter	9:22	5:38
4th Quarter	3:00	12:00
Third-Down Conversions	6 of 17	9 of 19
Fourth-Down Conversions	0 of 4	1 of 2
Red-Zone Scores-Chances	0-5	5-5
Touchdowns	0-5	3-5
Field goals	0-5	2-5
Sacks By: Number-Yards	0-0	1-8
PAT Kicks	0-0	5-5
Field Goals	0-1	2-2

## 2013 Arizona Football Media Guide

### Game 5 - Oregon State 38, Arizona 35 (Pac-12 Networks)

Sept. 29, 2012 – Arizona Stadium – Attendance: 44,153

Start: 7:00 p.m. – Time of Game: 3:35 – Weather: 86, clear

TUCSON, Ariz. – Sean Mannion passed for a career-high 433 yards and three touchdowns, including a game-winning 9-yard touchdown strike to Connor Hamlett with 1:09 left in the game and No. 18 Oregon State (3-0, 2-0 Pac-12) held off a furious second-half rally from Arizona (3-2, 0-2 Pac-12) to win 38-35, Saturday night inside Arizona Stadium.

Arizona scored the go-ahead touchdown with 5:34 left in the game, but it gave the high-powered Oregon State offense plenty of time to put a drive together. The touchdown pass to Hamlett capped off an impressive 10-play 75-yard drive, which also burned 4:25 off the clock.

The Wildcats had 1:09 with two timeouts left to put a drive together, but Matt Scott's pass was intercepted by Rashaad Reynolds to seal the victory for the Beavers.

The Beavers put up 613 yards of total offense as the two teams combined for 1,158 yards. Running back Storm Woods rushed for a game-high 161 yards on 29 carries with a touchdown for OSU. Meanwhile, Markus Wheaton had 10 catches for 166 yards and two touchdowns.

After a bit of a slow start, Arizona still managed to put up 545 yards of total offense. Scott threw for a career-high 403 yards on 31-of-53 passing with three touchdowns and two interceptions.

Ka'Deem Carey had another strong rushing night for the Cats as he toted the ball 17 times for 115 yards with two touchdowns. Dan Buckner had six catches for 119 yards and a touchdown, while Austin Hill had eight grabs for 74 yards with two touchdowns.

After both teams had two empty possessions apiece to open the game, it looked as if Oregon State was going to come up empty on its third trip down the field on a missed field goal. However, a roughing the kicker call against Arizona gave the Beavers a fresh set of downs. OSU needed just three plays after the penalty to cash in on a 2-yard touchdown pass from Mannion to Wheaton.

Following a field goal on their next possession, the Beavers got the ball back after an Arizona missed field goal. OSU capped off a seven-play 77-yard drive with a 1-yard touchdown run by Tyler Anderson, giving the Beavers a 17-0 lead.

The Wildcats finally got on the scoreboard with 3:29 left in the first half when Carey punched in a one-yard touchdown run to cap off a nine-play 85-yard drive that pulled the Cats within 10 at 17-7. The Beavers drove down the field on their next possession, but missed a 35-yard field goal with 10 seconds left to keep the score at 17-7 at the half.

Arizona started to click offensively early in the second half by scoring on its opening possession. The Cats put together a beautiful 10-play 91-yard drive, which was capped off by a 3-yard touchdown pass from Scott to Hill to make the score 17-14.

After forcing an Oregon State three-and-out, the Wildcats cashed in on their next possession thanks to a 24-yard touchdown run by Carey, giving the Cats their first lead of the night at 21-17.

Oregon State regained the lead just four minutes later by capping off a seven-play 50-yard drive with a 1-yard touchdown run by Storm Woods.

The Wildcats answered with a 16-yard touchdown pass from Scott to Buckner right at the end of the third quarter to pull back in front, 28-24.

Once again, Oregon State put together a long scoring drive that was concluded by a 20-yard pass from Mannion to Wheaton with 8:35 left to put the Beavers back in front 31-28.

Just three minutes later, the Wildcats put together a beautiful scoring drive of their own as Scott found Hill for a 7-yard touchdown pass to cap a 10-play 75-yard drive.

The game-winning final drive by Oregon State was its long scoring drive of the night, which left the Wildcats just over a minute to try and tie or take the lead.

Oregon State won the time of possession battle as the Beavers had the ball more than 13 minutes more than Arizona.

Score by Quarters	1	2	3	4	Total
Oregon State	7	10	7	14	38
Arizona	0	7	21	7	35

Qtr	Time	Scoring Play	V-H
1st	02:05	OSU - Wheaton, Markus 2 yd pass from Mannion, Sean (Romaine, Trevor kick), 9-83 4:01	7 - 0
2nd	10:59	OSU - Romaine, Trevor 30 yd field goal, 10-84 4:01	10 - 0
	06:10	OSU - Anderson, Tyler 1 yd run (Romaine, Trevor kick), 7-77 3:01	17 - 0
	03:29	ARIZ - Carey, K. 1 yd run (Bonano, J. kick), 9-85 2:34	17 - 7
3rd	11:22	ARIZ - Hill, A. 3 yd pass from Scott, M. (Bonano, J. kick), 10-91 3:31	17 - 14
	08:48	ARIZ - Carey, K. 24 yd run (Bonano, J. kick), 3-52 1:00	17 - 21
	04:25	OSU - Woods, Storm 1 yd run (Romaine, Trevor kick), 7-50 2:50	24 - 21
	00:19	ARIZ - Buckner, D. 16 yd pass from Scott, M. (Bonano, J. kick), 4-40 1:06	24 - 28
4th	08:35	OSU - Wheaton, Markus 20 yd pass from Mannion, Sean (Romaine, Trevor kick), 7-86 2:04	31 - 28
	05:34	ARIZ - Hill, A. 7 yd pass from Scott, M. (Bonano, J. kick), 10-75 3:01	31 - 35
	01:09	OSU - Hamlett, Connor 9 yd pass from Mannion, Sean (Romaine, Trevor kick), 10-75 4:25	38 - 35

	OSU	ARIZ
<b>FIRST DOWNS</b>	30	28
Rushing	9	9
Passing	18	16
Penalty	3	3
<b>NET YARDS RUSHING</b>	180	142
Rushing Attempts	43	23
Average Per Rush	4.2	6.2
Rushing Touchdowns	2	2
Yards Gained Rushing	210	159
Yards Lost Rushing	30	17
<b>NET YARDS PASSING</b>	433	403
Completions-Attempts-Int	29-45-0	31-53-2
Average Per Attempt	9.6	7.6
Average Per Completion	14.9	13.0
Passing Touchdowns	3	3
<b>TOTAL OFFENSE YARDS</b>	613	545
Total offense plays	88	76
Average Gain Per Play	7.0	7.2
Fumbles: Number-Lost	1-1	2-0
Penalties: Number-Yards	10-94	6-59
<b>PUNTS-YARDS</b>	5-226	5-234
Average Yards Per Punt	45.2	46.8
Net Yards Per Punt	42.8	46.8
Inside 20	2	4
50+ Yards	1	2
Touchbacks	0	0
Fair catch	3	2
<b>KICKOFFS-YARDS</b>	7-455	6-390
Average Yards Per Kickoff	65.0	65.0
Net Yards Per Kickoff	47.4	42.5
Touchbacks	4	4
Punt returns: Number-Yards-TD	0-0-0	2-12-0
Average Per Return	0.0	6.0
Kickoff returns: Number-Yds-TD	2-35-0	3-43-0
Average Per Return	17.5	14.3
Interceptions: Number-Yds-TD	2-4-0	0-0-0
Fumble Returns: Number-Yds-TD	0-0-0	0-0-0
Miscellaneous Yards	0	0
Possession Time	36:41	23:19
1st Quarter	9:42	5:18
2nd Quarter	10:20	4:40
3rd Quarter	7:41	7:19
4th Quarter	8:58	6:02
Third-Down Conversions	7 of 16	4 of 10
Fourth-Down Conversions	0 of 0	0 of 0
Red-Zone Scores-Chances	6-7	4-5
Touchdowns	5-7	4-5
Field goals	1-7	0-5
Sacks By: Number-Yards	2-12	2-13
PAT Kicks	5-5	5-5
Field Goals	1-2	0-1

## 2013 Arizona Football Media Guide

### Game 6 - Stanford 54, Arizona 48 (OT) (FOX)

Oct. 6, 2012 – Palo Alto, Calif. – Attendance: 48,204

Start: 12:05 p.m. – Time of Game: 3:51 – Weather: 63, partly cloudy

PALO ALTO, Calif. – Josh Nunes passed for 360 yards with three touchdowns on the ground and two more through the air and No. 18 Stanford (4-1, 2-1 Pac-12) erased a 14-point deficit to defeat Arizona (3-3, 0-3 Pac-12) in overtime, 54-48, Saturday afternoon at Stanford Stadium.

Nunes tied the game up with a 3-yard touchdown run with just 45 seconds left in the game to send it to overtime.

In the extra period, the Stanford defense came up big after Arizona came up empty on the first possession. Matt Scott's 3rd down pass was intercepted by Chase Thomas. The Cardinal ran just two plays on their possession as Stepan Taylor clinched the victory with a 21-yard touchdown run on the second play.

Taylor rushed for a game-high 142 on 31 carries with two touchdowns as the two teams each pounded out an incredible 617 yards of total offense.

For the Wildcats, Scott passed for a career-high 491 yards with three touchdowns, while running back Ka'Deem Carey carried the ball 29 times for 132 yards and three touchdowns. Carey also hauled in seven catches for another 68 yards. Austin Hill finished with 11 catches and 165 yards with two touchdowns.

Stanford received the ball to start the game and the Cardinal put together an impressive 11-play 65 yard drive, capped off by an 11-yard touchdown toss by Nunes to Zach Ertz, giving Stanford the early 7-0 lead.

After a couple of stalled drives by each team, Arizona started the second quarter with a beautiful drive that ended with a 13-yard touchdown run by Carey to tie the score. The Wildcats went 81 yards on 12 plays, which covered nearly three minutes.

Following a defensive stop, the Wildcats got a 33-yard field goal by John Bonano to take their first lead of the game, 10-7.

The lead lasted just a short time as Stanford drove 75 yards on its next possession and cashed in on a 13-yard touchdown pass from Nunes to Levine Toilolo, giving the Cardinal a 14-10 lead.

Arizona marched down the field on its next possession and Bonano converted on another 33-yard field goal just before the half to pull the Wildcats within one, 14-13.

The Wildcats wasted little time after returning from halftime as they needed less than two minutes to put together a 7-play 75-yard drive, capped off by Carey's second touchdown of the afternoon to put the Cats back in front, 20-14.

Stanford answered once again as Nunes converted scored on a quarterback keeper from 2 yards out to give the Cardinal a one-point lead, 21-20.

The scoring flurry continued with Scott finding Hill for a 12-yard touchdown pass on Arizona's ensuing drive. The Cats went 75 yards on 9-plays to regain the lead, 27-21.

After a 90-yard drive by Stanford and a touchdown by Taylor, Scott hit Hill again on the next Arizona possession for a 17-yard touchdown to put the Cats up 33-28 after a failed two-point conversion.

The Cardinal responded once again as Nunes hit Kelsey Young with a 55-yard touchdown pass on the very next drive to take the 34-33 lead after a missed two-point conversion.

The Wildcats answered to start the fourth quarter with a Carey 9-yard touchdown run and a converted two-point conversion from Scott to Hill, giving the Cats a 41-34 lead. After the Arizona defense came up with a clutch turnover, Scott hit Terrence Miller for a 10-yard touchdown strike to put the Wildcats in front by two full scores.

The Wildcats were just not able to come away with a defensive stop down the stretch as Stanford put together two straight drives with touchdown runs by Nunes to send the game to overtime.

Score by Quarters	1	2	3	4	OT	Or	Total
Arizona	0	13	20	15	0	0	48
Stanford	7	7	20	14	6	6	54

Qtr	Time	Scoring Play	V-H
1st	09:28	STAN - Ertz,Z 11 yd pass from Nunes,J (Williamson,J kick), 11-65 5:32	0 - 7
2nd	12:06	ARIZ - Carey, K. 13 yd run (Bonano, J. kick), 12-81 2:54	7 - 7
	06:20	ARIZ - Bonano, J. 33 yd field goal, 17-64 4:29	10 - 7
	02:48	STAN - Toilolo,L 12 yd pass from Nunes,J (Williamson,J kick), 8-75 3:32	10 - 14
	00:15	ARIZ - Bonano, J. 33 yd field goal, 13-60 2:33	13 - 14
3rd	13:06	ARIZ - Carey, K. 1 yd run (Bonano, J. kick), 7-75 1:54	20 - 14
	10:51	STAN - Nunes,J 2 yd run (Williamson,J kick), 5-85 2:09	20 - 21
	08:17	ARIZ - Hill, A. 12 yd pass from Scott, M. (Bonano, J. kick), 9-75 2:34	27 - 21
	02:28	STAN - Taylor,S 6 yd run (Williamson,J kick), 7-90 2:44	27 - 28
	01:11	ARIZ - Hill, A. 17 yd pass from Scott, M. (Scott, M. pass failed), 5-75 1:17	33 - 28
	00:28	STAN - Young,K 55 yd run (Nunes,J pass failed), 2-70 0:36	33 - 34
4th	12:29	ARIZ - Carey, K. 8 yd run (Hill, A. pass from Scott, M.), 10-75 2:59	41 - 34
	09:13	ARIZ - Miller, T. 10 yd pass from Scott, M. (Bonano, J. kick), 6-45 2:19	48 - 34
	06:34	STAN - Nunes,J 1 yd run (Williamson,J kick), 9-60 2:32	48 - 41
	00:45	STAN - Nunes,J 3 yd run (Williamson,J kick), 14-79 4:58	48 - 48
OT	15:00	STAN - Taylor,S 21 yd run, 2-25 0:00	48 - 54

	ARIZ	STAN
<b>FIRST DOWNS</b>	38	27
Rushing	12	11
Passing	25	15
Penalty	1	1
<b>NET YARDS RUSHING</b>	126	257
Rushing Attempts	34	43
Average Per Rush	3.7	6.0
Rushing Touchdowns	3	6
Yards Gained Rushing	147	266
Yards Lost Rushing	21	9
<b>NET YARDS PASSING</b>	491	360
Completions-Attempts-Int	45-69-1	21-34-0
Average Per Attempt	7.1	10.6
Average Per Completion	10.9	17.1
Passing Touchdowns	3	2
<b>TOTAL OFFENSE YARDS</b>	617	617
Total offense plays	103	77
Average Gain Per Play	6.0	8.0
Fumbles: Number-Lost	0-0	2-1
Penalties: Number-Yards	8-53	7-50
<b>PUNTS-YARDS</b>	4-169	4-217
Average Yards Per Punt	42.2	54.2
Net Yards Per Punt	40.8	42.8
Inside 20	2	1
50+ Yards	1	4
Touchbacks	0	2
Fair catch	3	0
<b>KICKOFFS-YARDS</b>	9-553	8-513
Average Yards Per Kickoff	61.4	64.1
Net Yards Per Kickoff	41.4	43.8
Touchbacks	2	6
Punt returns: Number-Yards-TD	1-6-0	1-6-0
Average Per Return	6.0	6.0
Kickoff returns: Number-Yds-TD	1-13-0	6-140-0
Average Per Return	13.0	23.3
Interceptions: Number-Yds-TD	0-0-0	1-0-0
Fumble Returns: Number-Yds-TD	0-0-0	0-0-0
Miscellaneous Yards	0	0
Possession Time	28:21	31:39
1st Quarter	4:15	10:45
2nd Quarter	9:56	5:04
3rd Quarter	7:44	7:16
4th Quarter	6:26	8:34
OT Quarter	0:00	0:00
Third-Down Conversions	10 of 19	7 of 14
Fourth-Down Conversions	2 of 2	2 of 2
Red-Zone Scores-Chances	8-9	6-6
Touchdowns	6-9	6-6
Field goals	2-9	0-6
Sacks By: Number-Yards	1-3	3-17
PAT Kicks	4-4	6-6
Field Goals	2-2	0-0

## 2013 Arizona Football Media Guide

### Game 7 - Arizona 52, Washington 17 (Pac-12 Networks)

Oct. 20, 2012 – Arizona Stadium – Attendance: 50,148

Start: 7:06 p.m. – Time of Game: 3:13 – Weather: 79, clear

TUCSON, Ariz. – Matt Scott passed for 256 yards with a career-high four touchdown tosses to lead Arizona (4-3, 1-3 Pac-12) to a 52-17 Family Weekend victory over Washington (3-4, 1-3 Pac-12) on Saturday night inside Arizona Stadium.

Scott was 14-for-22 through the air on the night, while also adding an additional 43 yards on the ground with a touchdown.

Ka'Deem Carey continues to impress as he toted the ball 29 times for a career-high 172 yards with a touchdown. The Wildcats rushed for 277 yards on the night. It was the first time this season that Arizona finished a game with more rushing yards than passing yards.

"Ka'Deem is really talented and he runs hungry," Rodriguez added. "He really makes guys tackle. Washington hit him pretty good but he kept going. He only needs a little crease and he breaks a lot of tackles. The offensive line competed hard and did a good job."

The Wildcats put up 533 yards of total offense on the night, while the defense forced three Washington turnovers and came up with several key stops. The 52 points were the most scored by the Wildcats against the Huskies in school history and the 35-point win against UW was the widest margin of victory for the Cats in the all-time series. Arizona also finished the night with a season-high four sacks, led by 1.5 sacks by Reggie Gilbert.

Dan Buckner had five catches for 86 yards and Austin Hill hauled in two passes for 70 yards with two touchdowns. Meanwhile, Garic Wharton and David Richards each hauled in their first career touchdown receptions.

Washington drove 14-plays in its opening possession and Travis Coons converted on a 43-yard field goal to give the Huskies a quick 3-0 advantage.

On the ensuing Arizona possession, Scott found Richards for a 27-yard touchdown pass. It was the first career touchdown for Richards and his longest career reception. The drive went 75 yards on just 7-plays to put the Cats in front, 7-3. It was the first time in three contests that Arizona scored a touchdown in the first quarter.

Following a defensive stop, John Bonano nailed a 24-yard field goal after the Cats went 10-plays and totaled 81 yards.

The Wildcats came up with another strong defensive effort on Washington's next possession as Tra'Mayne Bondurant intercepted a Keith Price pass attempt. Scott punched in a touchdown run from a yard out to extend the Arizona lead to 17-3.

After forcing a punt on Washington's next drive, the Cats went for it on 4th and 3 and Scott connected with Wharton for a beautiful 33-yard touchdown strike to make the score, 24-3. The touchdown was the first of Wharton's career and his longest career reception.

The Huskies answered on their next possession with a 6-yard touchdown toss from Price to Austin Seferian-Jenkins – cutting the Arizona lead to 24-10.

Arizona needed just over a minute on its next drive to extend the lead as Scott hooked up with Hill for a 53-yard touchdown strike to make the score 31-10. The 53-yard play was Arizona's longest passing play of the season.

Washington capped off the first half scoring when Bishop Sankey punched in a 2-yard touchdown run. The Huskies were aided by a Travis Feeney interception and 47-yard return on the previous Arizona drive.

UA put up 339 yards of total offense in the first half which surpassed the 333 yards in the opening half against Toledo for the most in a first half this season. It was the third time (also 323 vs. SC State) that the Wildcats topped 300 yards of offense in the first two quarters of a game.

The Wildcats wasted no time adding to their lead in the second half as Scott connected with Hill on a touchdown strike for the second time in the game. The 17-yard touchdown gave Arizona a 38-17 advantage.

After the Arizona defense came up with another stop, forcing the Huskies to punt, Richard Morrison returned it 63 yards for a touchdown to put the Cats in front, 45-17. It was the first punt return for a touchdown for the Cats since 2009.

The Wildcats capped off the scoring in the fourth quarter with a 2-yard touchdown run by Carey. The 8-play drive totaled 46 yards and took five minutes off the clock.

Price was 29-for-52 passing for 256 yards with a touchdown and two interceptions for the Huskies. Sankey had 87 yards on 19 carries with a touchdown and Seferian-Jenkins hauled in eight passes for 110 yards and a touchdown.

Score by Quarters	1	2	3	4	Total
Washington	3	14	0	0	17
Arizona	10	21	14	7	52

Qtr	Time	Scoring Play	V-H
1st	09:49	WASH - Coons, Travis 43 yd field goal, 14-55 5:11	3 - 0
	07:48	ARIZ - Richards, D. 27 yd pass from Scott, M. (Bonano, J. kick), 7-75 1:55	3 - 7
	00:06	ARIZ - Bonano, J. 24 yd field goal, 10-81 2:55	3 - 10
2nd	08:19	ARIZ - Scott, M. 1 yd run (Bonano, J. kick), 11-41 3:46	3 - 17
	04:43	ARIZ - Wharton, G. 33 yd pass from Scott, M. (Bonano, J. kick), 10-62 2:38	3 - 24
	03:41	WASH - Seferian-Jenkins 6 yd pass from Price, Keith (Coons, Travis kick), 5-75 1:02	10 - 24
	02:37	ARIZ - Hill, A. 53 yd pass from Scott, M. (Bonano, J. kick), 3-75 1:04	10 - 31
	00:13	WASH - Sankey, Bishop 1 yd run (Coons, Travis kick), 3-3 0:14	17 - 31
3rd	12:23	ARIZ - Hill, A. 17 yd pass from Scott, M. (Bonano, J. kick), 6-43 2:21	17 - 38
	09:35	ARIZ - Morrison, R. 63 yd punt return (Bonano, J. kick)	17 - 45
4th	11:32	ARIZ - Carey, K. 2 yd run (Bonano, J. kick), 8-46 5:00	17 - 52

	WASH	ARIZ
<b>FIRST DOWNS</b>	23	25
Rushing	7	12
Passing	14	11
Penalty	2	2
<b>NET YARDS RUSHING</b>	124	277
Rushing Attempts	29	49
Average Per Rush	4.3	5.7
Rushing Touchdowns	1	2
Yards Gained Rushing	157	285
Yards Lost Rushing	33	8
<b>NET YARDS PASSING</b>	256	256
Completions-Attempts-Int	29-52-2	14-22-1
Average Per Attempt	4.9	11.6
Average Per Completion	8.8	18.3
Passing Touchdowns	1	4
<b>TOTAL OFFENSE YARDS</b>	380	533
Total offense plays	81	71
Average Gain Per Play	4.7	7.5
Fumbles: Number-Lost	1-1	2-1
Penalties: Number-Yards	10-100	8-75
<b>PUNTS-YARDS</b>	6-201	2-82
Average Yards Per Punt	33.5	41.0
Net Yards Per Punt	23.0	41.0
Inside 20	1	0
50+ Yards	0	0
Touchbacks	0	0
Fair catch	3	2
<b>KICKOFFS-YARDS</b>	4-219	9-585
Average Yards Per Kickoff	54.8	65.0
Net Yards Per Kickoff	40.5	41.7
Touchbacks	2	6
Punt returns: Number-Yards-TD	0-0-0	1-63-1
Average Per Return	0.0	63.0
Kickoff returns: Number-Yds-TD	3-60-0	1-17-0
Average Per Return	20.0	17.0
Interceptions: Number-Yds-TD	1-47-0	2-72-0
Fumble Returns: Number-Yds-TD	0-0-0	0-0-0
Miscellaneous Yards	0	0
Possession Time	32:26	27:34
1st Quarter	10:04	4:56
2nd Quarter	6:44	8:16
3rd Quarter	9:41	5:19
4th Quarter	5:57	9:03
Third-Down Conversions	5 of 17	6 of 12
Fourth-Down Conversions	2 of 3	2 of 2
<b>Red-Zone Scores-Chances</b>	2-4	4-4
Touchdowns	2-4	3-4
Field goals	0-4	1-4
Sacks By: Number-Yards	0-0	4-31
PAT Kicks	2-2	7-7
Field Goals	1-1	1-1

## 2013 Arizona Football Media Guide

### Game 8 - Arizona 39, USC 36 (ABC)

Oct. 27, 2012 – Arizona Stadium – Attendance: 47,822

Start: 12:35 p.m. – Time of Game: 4:06 – Weather: 78, sunny and clear

TUCSON, Ariz. – Senior quarterback Matt Scott racked up 469 yards of total offense with four total touchdowns and Arizona (5-3, 2-3 Pac-12) rallied from a 15-point deficit to knock off No. 10 USC (6-2, 4-2 Pac-12), 39-36 on Saturday afternoon at Arizona Stadium.

Scott was 27-for-50 passing for 369 yards with three touchdowns and one interception, while carrying the ball 15 times for 100 yards with a score on the ground.

Scott's favorite target in the contest was sophomore Austin Hill, who hauled in 10 catches for a career-high 259 yards. Meanwhile, Dan Buckner, David Richards and Johnny Jackson each recorded a touchdown reception.

Ka'Deem Carey continues to build on his already stellar season as he toted the ball 28 times for a game-high 119 yards with a touchdown. Carey recorded two crucial first down runs on Arizona's final possession, which wasted some valuable time off the clock.

The Arizona defense came up with several key stops in the game, particularly in the second half as the Trojans were held to just 15 points. In addition, the Wildcats forced five USC turnovers, three fumbles and two interceptions. Junior linebacker Marquis Flowers made several game changing plays defensively as he recorded two interceptions and a forced fumble, while totaling seven tackles. Sophomore Jonathan McKnight had a team-high 11 tackles. He also recorded a sack and a fumble recovery.

USC quarterback Matt Barkley was 31-of-49 passing for a school record 493 yards with two touchdowns and two interceptions. Meanwhile, Marqise Lee hauled in 16 catches for a Pac-12 record 345 yards with two touchdowns. Lee also compiled 123 kick return yards for a total of 468 all-purpose yards.

After Flowers intercepted a Barkley pass on USC's opening possession, Arizona put together a seven-play, 65-yard drive capped off by an eight-yard touchdown pass from Scott to Jackson. The highlight of the drive was a 30-yard pass play to Hill.

The Arizona defense came up with another key stop on the next USC possession and the Wildcat offense tacked on a 27-yard field goal by John Bonano to take a 10-0 lead. During the drive, Scott hooked up with Hill for a 56-yard play to get the Cats into USC territory.

Following an Arizona three-and-out, the Trojans got on the scoreboard when Barkley hit Xavier Grimble for a 12-yard touchdown pass to make the score 10-7. The drive covered 84 yards on just four plays.

The Trojans took their first lead of the game when Barkley found Lee for a 49-yard touchdown reception. Once again, USC needed just four plays to punch it in the end zone.

After a 44-yard Bonano field goal cut the lead to one, USC tacked on another touchdown with just 42 seconds left in the half to take a 21-13 lead. D.J. Morgan punched in a three-yard run to cap off a 6-play 79-yard drive.

Barkley passed for 321 yards and two touchdowns in the first half but he also threw two interceptions. Meanwhile, Lee hauled in 12 passes for 255 yards and a touchdown.

Following the break, Arizona was forced to punt and USC responded with another touchdown toss from Barkley to Lee. The 49-yard touchdown reception by Lee broke the Pac-12 record for most receiving yards in a game with 299 yards. Arizona answered with a five-play, 71-yard drive that ended with a 10-yard touchdown run by Scott.

On the next USC possession, Arizona defensive lineman Tevin Hood forced a Morgan fumble which was recovered by freshman Vince Miles at the USC 37-yard line. The Wildcats needed just four plays to convert a touchdown as Scott found Buckner for a nine-yard score. The two-point conversion failed to keep the Trojans in front, 28-26.

Following another key stop by the Arizona defense, Carey punched in a seven-yard touchdown run to give the Cats a 32-28 lead with just under 11 minutes to play. The drive covered 72 yards on seven plays.

The Wildcats got the ball back once again after the defense forced another USC punt. Arizona converted one more time as Scott found David Richards for a seven-yard touchdown toss, making the score, 39-28.

Following a 72-yard kickoff return by Lee, USC needed just three plays as Silas Redd scampered in from 10 yards out. The Trojans converted the two-point conversion to pull them within three at 39-36.

Arizona took over with 4:40 to play in the contest and Carey delivered with two much needed first down runs to force USC to burn its final two timeouts. The Wildcats burned 3:45 off the clock before having to punt it back to the Trojans.

Barkley completed three-straight passes to put the Trojans down to the Arizona 48-yard line. Following an incomplete pass with just five seconds left on the clock, USC's final shot was on a Hail Mary which fell incomplete to end the game.

Score by Quarters	1	2	3	4	Total
Southern California	0	21	7	8	36
Arizona	10	3	13	13	39

Qtr	Time	Scoring Play	V-H
1st	07:20	ARIZ - Jackson, J. 8 yd pass from Scott, M. (Bonano, J. kick), 7-60 1:55	0 - 7
	00:48	ARIZ - Bonano, J. 27 yd field goal, 11-76 3:34	0 - 10
2nd	10:07	USC - Grimble, Xavier 12 yd pass from Barkley, Matt (Heidari, Andre kick), 4-84 1:20	7 - 10
	04:36	USC - Lee, Marqise 49 yd pass from Barkley, Matt (Heidari, Andre kick), 4-65 1:36	14 - 10
	02:38	ARIZ - Bonano, J. 44 yd field goal, 4-1 0:59	14 - 13
	00:42	USC - Morgan, D.J. 3 yd run (Heidari, Andre kick), 6-79 1:49	21 - 13
3rd	10:37	USC - Lee, Marqise 44 yd pass from Barkley, Matt (Heidari, Andre kick), 7-87 3:35	28 - 13
	03:56	ARIZ - Scott, M. 10 yd run (Bonano, J. kick), 5-71 1:18	28 - 20
	01:42	ARIZ - Buckner, D. 9 yd pass from Scott, M. (Carey, K. rush failed), 4-37 0:54	28 - 26
4th	10:46	ARIZ - Carey, K. 7 yd run (Scott, M. pass failed), 7-72 3:05	28 - 32
	05:36	ARIZ - Richards, D. 7 yd pass from Scott, M. (Bonano, J. kick), 9-49 3:54	28 - 39
	04:40	USC - Redd, Silas 10 yd run (Lee, Marqise pass from Barkley, Matt), 3-27 0:41	36 - 39

	USC	ARIZ
<b>FIRST DOWNS</b>	28	30
Rushing	6	13
Passing	20	13
Penalty	2	4
<b>NET YARDS RUSHING</b>	125	219
Rushing Attempts	26	43
Average Per Rush	4.8	5.1
Rushing Touchdowns	2	2
Yards Gained Rushing	132	222
Yards Lost Rushing	7	3
<b>NET YARDS PASSING</b>	493	369
Completions-Attempts-Int	31-49-2	27-51-1
Average Per Attempt	10.1	7.2
Average Per Completion	15.9	13.7
Passing Touchdowns	3	3
<b>TOTAL OFFENSE YARDS</b>	618	588
Total offense plays	75	94
Average Gain Per Play	8.2	6.3
Fumbles: Number-Lost	3-3	0-0
Penalties: Number-Yards	13-117	14-129
<b>PUNTS-YARDS</b>	3-146	6-257
Average Yards Per Punt	48.7	42.8
Net Yards Per Punt	47.3	42.8
Inside 20	0	4
50+ Yards	2	0
Touchbacks	0	0
Fair catch	2	1
<b>KICKOFFS-YARDS</b>	6-386	8-489
Average Yards Per Kickoff	64.3	61.1
Net Yards Per Kickoff	38.3	33.6
Touchbacks	5	4
Punt returns: Number-Yards-TD	3-0-0	1-4-0
Average Per Return	0.0	4.0
Kickoff returns: Number-Yds-TD	4-120-0	1-56-0
Average Per Return	30.0	56.0
Interceptions: Number-Yds-TD	1-18-0	2-14-0
Fumble Returns: Number-Yds-TD	0-0-0	0-0-0
Miscellaneous Yards	0	0
Possession Time	30:02	29:58
1st Quarter	9:31	5:29
2nd Quarter	7:02	7:58
3rd Quarter	9:13	5:47
4th Quarter	4:16	10:44
Third-Down Conversions	5 of 11	6 of 17
Fourth-Down Conversions	0 of 2	0 of 1
Red-Zone Scores-Chances	3-5	6-7
Touchdowns	3-5	5-7
Field goals	0-5	1-7
Sacks By: Number-Yards	0-0	2-7
PAT Kicks	4-4	3-3
Field Goals	0-0	2-3

## 2013 Arizona Football Media Guide

### Game 9 - UCLA 66, Arizona 10 (Pac-12 Networks)

Oct. 27, 2012 – The Rose Bowl – Attendance: 81,673

Start: 7:37 p.m. – Time of Game: 3:23 – Weather: 70, fair

LOS ANGELES, Calif. – UCLA quarterback Brett Hundley passed for 288 yards with three touchdowns to lead the Bruins past No. 22 Arizona, 66-10 Saturday night at The Rose Bowl in Pasadena, Calif.

Despite the loss, sophomore Ka'Deem Carey surpassed the 1000-yard rushing mark, tying for third-most in UA single-season history.

In addition, sophomore Austin Hill posted 57 receiving yards on the night, just 14 yards short of 1,000 yards for the season.

UCLA started the game on fire, scoring three touchdowns in the first quarter to take a commanding 21-0 lead.

The Bruins continued their offensive domination, scoring first in the second quarter to extend their lead, 28-0.

The Wildcats finally got on the board with 6:47 left in the first half on a John Bonano field goal, but UCLA responded with two unanswered touchdowns to go up, 42-3 going into halftime.

In the second half, UCLA was first to score again, stopping Arizona on the opening drive and scoring a field goal, but the Wildcats responded and scored their first touchdown of the day on a Ka'Deem Carey rush. The score marked Carey's 13th total touchdown and 12th rushing touchdown of the season.

That marked the last score for the Wildcats, as the Bruins closed out the game.

Score by Quarters	1	2	3	4	Total
Arizona	0	3	7	0	10
UCLA	21	21	10	14	66

Qtr	Time	Scoring Play	V-H
1st	12:27	UCLA - Franklin, Johna 37 yd run (Fairbairn, Kai kick), 9-75 2:33	0 - 7
	09:48	UCLA - Hundley, Brett 6 yd run (Fairbairn, Kai kick), 7-34 1:44	0 - 14
	03:13	UCLA - Payton, Jordan 17 yd pass from Hundley, Brett (Fairbairn, Kai kick), 14-85 5:26	0 - 21
2nd	11:14	UCLA - Thigpen, Damien 1 yd run (Fairbairn, Kai kick), 3-39 1:19	0 - 28
	06:47	ARIZ - Bonano, J. 28 yd field goal, 12-65 4:27	3 - 28
	03:07	UCLA - Franklin, Johna 2 yd run (Fairbairn, Kai kick), 11-75 3:40	3 - 35
	00:14	UCLA - Fauria, Joseph 1 yd pass from Hundley, Brett (Fairbairn, Kai kick), 6-32 1:44	3 - 42
3rd	09:58	UCLA - Fairbairn, Kai 25 yd field goal, 10-75 3:30	3 - 45
	07:18	ARIZ - Carey, K. 2 yd run (Bonano, J. kick), 12-79 2:36	10 - 45
	05:21	UCLA - Fauria, Joseph 28 yd pass from Hundley, Brett (Fairbairn, Kai kick), 1-28 0:06	10 - 52
4th	10:49	UCLA - Manfro, Steven 14 yd run (Fairbairn, Kai kick), 8-72 2:13	10 - 59
	05:47	UCLA - Emesibe, Melvin 1 yd run (Fairbairn, Kai kick), 12-60 4:01	10 - 66

	ARIZ	UCLA
<b>FIRST DOWNS</b>	18	36
Rushing	7	14
Passing	5	16
Penalty	6	6
<b>NET YARDS RUSHING</b>	121	308
Rushing Attempts	40	63
Average Per Rush	3.0	4.9
Rushing Touchdowns	1	6
Yards Gained Rushing	145	327
Yards Lost Rushing	24	19
<b>NET YARDS PASSING</b>	136	303
Completions-Attempts-Int	17-30-0	25-30-0
Average Per Attempt	4.5	10.1
Average Per Completion	8.0	12.1
Passing Touchdowns	0	3
<b>TOTAL OFFENSE YARDS</b>	257	611
Total offense plays	70	93
Average Gain Per Play	3.7	6.6
Fumbles: Number-Lost	4-3	3-0
Penalties: Number-Yards	15-124	13-134
<b>PUNTS-YARDS</b>	7-296	3-134
Average Yards Per Punt	42.3	44.7
Net Yards Per Punt	35.4	44.0
Inside 20	3	1
50+ Yards	1	1
Touchbacks	0	0
Fair catch	0	1
<b>KICKOFFS-YARDS</b>	3-171	11-705
Average Yards Per Kickoff	57.0	64.1
Net Yards Per Kickoff	43.7	39.8
Touchbacks	2	9
Punt returns: Number-Yards-TD	1-2-0	2-48-0
Average Per Return	2.0	24.0
Kickoff returns: Number-Yds-TD	2-42-0	0-0-0
Average Per Return	21.0	0.0
Interceptions: Number-Yds-TD	0-0-0	0-0-0
Fumble Returns: Number-Yds-TD	0-0-0	1-38-0
Miscellaneous Yards	0	0
Possession Time	26:16	33:44
1st Quarter	5:15	9:45
2nd Quarter	5:50	9:10
3rd Quarter	9:17	5:43
4th Quarter	5:54	9:06
Third-Down Conversions	3 of 14	8 of 15
Fourth-Down Conversions	1 of 2	1 of 2
Red-Zone Scores-Chances	2-2	8-9
Touchdowns	1-2	7-9
Field goals	1-2	1-9
Sacks By: Number-Yards	1-9	4-17
PAT Kicks	1-1	9-9
Field Goals	1-1	1-1

## 2013 Arizona Football Media Guide

### Game 10 - Arizona 56, Colorado 31 (FX)

Nov. 10, 2012 – Arizona Stadium – Attendance: 51,236

Start: 11:35 a.m. – Time of Game: 3:07 – Weather: 52, partly cloudy

TUCSON, Ariz. – Sophomore Ka'Deem Carey shattered the Pac-12 record for rushing yards with 366 while also tying the school record with five rushing touchdowns to lift Arizona (6-4, 3-4 Pac-12) to a 56-31 Homecoming victory over Colorado (1-9, 1-6 Pac-12) on Saturday at Arizona Stadium.

Carey shattered Rueben Mayes of Washington State's previous single-game Pac-12 record of 357 yards, set back in 1984. In addition, he broke the single-game school record of 288 yards set by Trung Canidate against Arizona State on Nov. 27, 1998. The 366 yards were also the ninth-most rushing yards in an FBS game all-time.

Meanwhile, junior B.J. Denker, who earned his first career start at quarterback, was 12-of-14 passing for 136 yards with two touchdown tosses. Denker also carried the ball nine times for 46 yards with a touchdown on the ground. Both of Denker's touchdown passes were to Dan Buckner, who had three grabs for 38 yards.

The Wildcats put up 574 yards of total offense on the afternoon on just 52 plays - 438 of those coming on the ground. Arizona had the ball on offense for just 18:12, while Colorado ran 76 plays and had the ball for 41:48.

After the Arizona defense forced a Colorado punt on the opening possession of the game, the Wildcats turned the ball over on their very first play from scrimmage. The Buffaloes took over at the Arizona 7-yard line and they needed just one play to punch in a touchdown on a run by Christian Powell.

The Wildcats answered on their next possession with a 10-yard touchdown run by Carey, which capped off a nine-play 80-yard drive.

Colorado responded with a 15-play drive that burned 8:18 seconds off the clock and ended with an 18-yard field goal. The Arizona defense came up with a pair of stops inside the five-yard line to force the field goal.

Arizona needed less than two minutes on its next drive to punch in another touchdown. Carey found the endzone for the second time in the game with a 13-yard run, which gave the Wildcats their first lead of the game, 14-10.

On Colorado's very next possession, sophomore Tra'Mayne Bondurant intercepted a Nick Hirschman pass and returned it to the CU 49-yard line. Following a 19-yard run by sophomore Garic Wharton on first down, Carey added his third touchdown run of the half on a 30-yard scamper to put the Cats in front, 21-10.

After a one-yard touchdown run by Powell to pull Colorado within four, Arizona answered just before the half on a 21-yard touchdown strike from Denker to Buckner, making the score 28-17 at the half.

The Wildcats continued their efficient offense to begin the second half as they put together back-to-back touchdown drives to put the game nearly out of reach. The Cats opened the half with a 73-yard drive that was capped off by a nine-yard touchdown pass from Denker to Buckner - the second time the duo hooked up for a touchdown in the game. After forcing a Colorado punt, Carey continued to add to his record day as he punched in an eight-yard touchdown run to make the score 42-17.

Arizona continued to add to its lead after Denker scored on a 10-yard following another defensive stand. The two-play drive was highlighted by a 71-yard rush by Carey to open the drive.

Colorado got a pair of touchdowns in the fourth quarter to cut the lead to 49-31. Donta Abron had a 10-yard touchdown run at the beginning of the quarter and then Connor Wood found Scott Fernandez for a 71-yard touchdown pass at the 10:22 mark.

Arizona capped off the scoring when Carey plunged in a 3-yard run at the 8:01 mark. The five-play, 88-yard drive was highlighted by a 64-yard run by Carey.

Powell led Colorado with 137 yards on 32 carries with two touchdowns, while Abron had 13 carries for 83 yards and a touchdown.

Score by Quarters	1	2	3	4	Total
Colorado	10	7	0	14	31
Arizona	7	21	21	7	56

Qtr	Time	Scoring Play	V-H
1st	11:59	COLO - Powell, Christia 7 yd run (Oliver, Will kick), 1-7 0:05	7 - 0
	09:01	ARIZ - Carey, K. 10 yd run (Bonano, J. kick), 9-80 2:57	7 - 7
	00:36	COLO - Oliver, Will 18 yd field goal, 15-69 8:18	10 - 7
2nd	13:31	ARIZ - Carey, K. 13 yd run (Bonano, J. kick), 8-64 1:59	10 - 14
	10:30	ARIZ - Carey, K. 30 yd run (Bonano, J. kick), 2-49 0:24	10 - 21
	02:44	COLO - Powell, Christia 1 yd run (Oliver, Will kick), 13-75 7:46	17 - 21
	01:11	ARIZ - Buckner, D. 21 yd pass from Denker, B. (Bonano, J. kick), 6-79 1:28	17 - 28
3rd	13:04	ARIZ - Buckner, D. 9 yd pass from Denker, B. (Bonano, J. kick), 6-73 1:53	17 - 35
	06:47	ARIZ - Carey, K. 8 yd run (Bonano, J. kick), 7-49 2:09	17 - 42
	01:30	ARIZ - Denker, B. 10 yd run (Bonano, J. kick), 2-81 0:28	17 - 49
4th	13:15	COLO - Abron, Donta 10 yd run (Oliver, Will kick), 7-64 3:11	24 - 49
	10:22	COLO - Fernandez, Scott 71 yd pass from Wood, Connor (Oliver, Will kick), 3-75 1:05	31 - 49
	08:01	ARIZ - Carey, K. 3 yd run (Bonano, J. kick), 5-88 2:15	31 - 56

	COLO	ARIZ
<b>FIRST DOWNS</b>	24	21
Rushing	10	16
Passing	11	5
Penalty	3	0
<b>NET YARDS RUSHING</b>	224	438
Rushing Attempts	56	38
Average Per Rush	4.0	11.5
Rushing Touchdowns	3	6
Yards Gained Rushing	245	444
Yards Lost Rushing	21	6
<b>NET YARDS PASSING</b>	213	136
Completions-Attempts-Int	16-20-1	12-14-0
Average Per Attempt	10.6	9.7
Average Per Completion	13.3	11.3
Passing Touchdowns	1	2
<b>TOTAL OFFENSE YARDS</b>	437	574
Total offense plays	76	52
Average Gain Per Play	5.8	11.0
Fumbles: Number-Lost	3-0	1-1
Penalties: Number-Yards	11-89	4-40
<b>PUNTS-YARDS</b>	3-122	2-82
Average Yards Per Punt	40.7	41.0
Net Yards Per Punt	40.7	31.0
Inside 20	2	0
50+ Yards	1	0
Touchbacks	0	0
Fair catch	1	0
<b>KICKOFFS-YARDS</b>	6-346	9-479
Average Yards Per Kickoff	57.7	53.2
Net Yards Per Kickoff	42.8	36.2
Touchbacks	1	2
Punt returns: Number-Yards-TD	2-20-0	0-0-0
Average Per Return	10.0	0.0
Kickoff returns: Number-Yds-TD	7-103-0	4-69-0
Average Per Return	14.7	17.2
Interceptions: Number-Yds-TD	0-0-0	1-19-0
Fumble Returns: Number-Yds-TD	0-0-0	0-0-0
Miscellaneous Yards	0	0
Possession Time	41:48	18:12
1st Quarter	11:19	3:41
2nd Quarter	11:34	3:26
3rd Quarter	10:27	4:33
4th Quarter	8:28	6:32
Third-Down Conversions	6 of 13	3 of 6
Fourth-Down Conversions	1 of 2	1 of 1
Red-Zone Scores-Chances	4-5	7-7
Touchdowns	3-5	7-7
Field goals	1-5	0-7
Sacks By: Number-Yards	1-2	2-16
PAT Kicks	4-4	8-8
Field Goals	1-1	0-0

## 2013 Arizona Football Media Guide

### Game 11 - Arizona 34, Utah 24 (ESPNU)

Nov. 17, 2012 – Salt Lake City, Utah – Attendance: 45,031

Start: 8:07 p.m. – Time of Game: 2:59 – Weather: 50, cloudy with rain

SALT LAKE CITY, Utah – Behind 204 rushing yards from sophomore Ka'Deem Carey, the University of Arizona football team picked up its first road win of the season with a 34-24 victory over Utah, in Salt Lake City, on Saturday. The Wildcats advanced to 7-4 overall and 4-4 in Pac-12 play. The Utes fell to 4-7 overall and 2-6 in Pac-12 play, eliminating themselves from bowl eligibility.

Senior quarterback Matt Scott returned to the helm of the offense after missing the Colorado game. He completed 12-of-27 throws for 160 yards and a touchdown. He also had 74 yards rushing on 13 carries and a score. He targeted five different receivers, each hauling in at least one catch.

Now leading the nation in total rushing yards, Carey ran for 204 yards on 26 totes with one touchdown. He averaged 7.8 yards per carry. He has 1,585 rushing yards on the season with 19 touchdowns on the ground and one receiving. The sophomore from Tucson is now 17 yards from tying Trung Canidate's school record of 1,602 yards during the 1999 season.

Senior John Bonano's 44-yard field goal was the first points of the game, made late in the first quarter. He also hit a 24-yarder with 1:15 to play in the fourth quarter. He also connected on four extra points, extending his school record to 73-straight made PATs.

Biletnikoff Award semifinalist Austin Hill finished the game with six catches for 96 yards and a touchdown. Junior Daniel Jenkins ran for 42 yards on seven totes and a touchdown, his second of the season.

Junior Marquis Flowers paced the defense with 11 total tackles, including seven solo. Junior Shaquille Richardson forced a fumble and sophomore Reggie Gilbert recovered a fumble.

Arizona's 17-14 lead heading into the locker room was its first on the road since the Nov. 26, 2010 game at Oregon.

Score by Quarters	1	2	3	4	Total
Arizona	3	14	0	17	34
UTAH	0	14	10	0	24

Qtr	Time	Scoring Play	V-H
1st	02:15	ARIZ - Bonano, J. 44 yd field goal, 7-68 1:56	3 - 0
2nd	12:10	UTAH - Petersen, Colem 3 yd run (Petersen, Colem kick), 11-87 5:02	3 - 7
	09:22	ARIZ - Carey, K. 1 yd run (Bonano, J. kick), 8-75 2:48	10 - 7
	07:59	ARIZ - Scott, M. 10 yd run (Bonano, J. kick), 5-27 1:13	17 - 7
	03:45	UTAH - Murphy, Jake 34 yd pass from Wilson, Travis (Petersen, Colem kick), 9-70 4:11	17 - 14
3rd	06:49	UTAH - Petersen, Colem 24 yd field goal, 9-57 4:32	17 - 17
	01:59	UTAH - Christopher, De 36 yd pass from Wilson, Travis (Petersen, Colem kick), 7-66 3:18	17 - 24
4th	13:55	ARIZ - Jenkins, D. 2 yd run (Bonano, J. kick), 11-75 3:04	24 - 24
	11:07	ARIZ - Hill, A. 18 yd pass from Scott, M. (Bonano, J. kick), 4-41 1:20	31 - 24
	01:15	ARIZ - Bonano, J. 24 yd field goal, 5-23 2:14	34 - 24

	ARIZ	UTAH
<b>FIRST DOWNS</b>	27	21
Rushing	15	10
Passing	10	11
Penalty	2	0
<b>NET YARDS RUSHING</b>	320	136
Rushing Attempts	46	36
Average Per Rush	7.0	3.8
Rushing Touchdowns	3	1
Yards Gained Rushing	326	150
Yards Lost Rushing	6	14
<b>NET YARDS PASSING</b>	160	313
Completions-Attempts-Int	12-27-0	29-41-0
Average Per Attempt	5.9	7.6
Average Per Completion	13.3	10.8
Passing Touchdowns	1	2
<b>TOTAL OFFENSE YARDS</b>	480	449
Total offense plays	73	77
Average Gain Per Play	6.6	5.8
Fumbles: Number-Lost	3-2	2-1
Penalties: Number-Yards	3-30	3-27
<b>PUNTS-YARDS</b>	3-125	2-83
Average Yards Per Punt	41.7	41.5
Net Yards Per Punt	41.3	30.5
Inside 20	1	0
50+ Yards	1	1
Touchbacks	0	1
Fair catch	0	0
<b>KICKOFFS-YARDS</b>	7-301	5-323
Average Yards Per Kickoff	43.0	64.6
Net Yards Per Kickoff	35.1	43.4
Touchbacks	0	3
Punt returns: Number-Yards-TD	1-2-0	2-1-0
Average Per Return	2.0	0.5
Kickoff returns: Number-Yds-TD	2-31-0	6-55-0
Average Per Return	15.5	9.2
Interceptions: Number-Yds-TD	0-0-0	0-0-0
Fumble Returns: Number-Yds-TD	0-0-0	0-0-0
Miscellaneous Yards	0	0
Possession Time	24:57	35:03
1st Quarter	5:18	9:42
2nd Quarter	7:13	7:47
3rd Quarter	5:36	9:24
4th Quarter	6:50	8:10
Third-Down Conversions	6 of 12	7 of 16
Fourth-Down Conversions	0 of 1	1 of 5
Red-Zone Scores-Chances	5-7	2-4
Touchdowns	4-7	1-4
Field goals	1-7	1-4
Sacks By: Number-Yards	0-0	0-0
PAT Kicks	4-4	3-3
Field Goals	2-2	1-1

## 2013 Arizona Football Media Guide

### Game 12 - Arizona State 41, Arizona 34 (ESPN)

Nov. 23, 2012 – Arizona Stadium – Attendance: 51,901

Start: 8:05 p.m. – Time of Game: 3:31 – Weather: 71, clear

TUCSON, Ariz. – Marion Grice rushed for 156 yards and three touchdowns and Arizona State (7-5, 5-4 Pac-12) rallied back from a 10-point, fourth-quarter deficit to defeat Arizona (7-5, 4-5 Pac-12), 41-34, Friday night at Arizona Stadium.

Trailing 27-17 in the fourth quarter, Arizona State added a 39-yard field goal to pull within a touchdown. It looked as if Arizona would add to its lead on the ensuing possession but a Matt Scott fumble at the ASU 18-yard line was picked up by Deveron Carr at the ASU 44. The Sun Devils needed just six plays to cash in on Marion Grice's third touchdown run of the day, tying the score 27-27.

Arizona State forced the Wildcats to go three and out on its next drive and Kyle Duganzic's punt was blocked by Kevin Ayers, giving the Sun Devils the ball deep in Arizona territory at the eight-yard line. Cameron Marshall put ASU in front after an eight-yard touchdown run on the first play of scrimmage.

Arizona's game-tying drive came up short when Scott's pass was intercepted by Robert Nelson and returned 66 yards all the way down to the Arizona two-yard line. Michael Eubank punched in a one-yard touchdown on third down to give the Sun Devils a comfortable 41-24 lead with just 2:51 remaining, sealing the victory.

The story of the game was the turnover battle as Arizona turned the ball over four times (one fumble and three interceptions) on the night. Arizona State had two turnovers on a pair of fumbles. Arizona outgained Arizona State, 522-460 in the contest, running 12 more plays than the Sun Devils on offense.

Ka'Deem Carey once again put the Wildcats in position to win by carrying the ball 25 times for 172 yards and a touchdown. With tonight's yardage, Carey now holds the UA single-season rushing record with 1,757 yards – replacing Trung Canidate's previous record of 1,602 yards in 1999. Meanwhile, Scott was 19-for-39 with 230 yards through the air and three touchdown tosses and three interceptions. Scott also carried the ball 11 times for 42 yards in his final regular season game in an Arizona uniform.

Garic Wharton was Arizona's leading receiver on the night, pulling in six catches for 89 yards with a touchdown. Austin Hill and David Richards each caught a touchdown, as well.

After forcing a three and out on Arizona State's first offensive possession, Arizona put together a six-play, 69-yard drive that was capped off by a Carey one-yard touchdown run, his 20th rushing touchdown on the season. The PAT was missed to make the score 6-0.

The score remained 6-0 into the start of the second quarter until the Sun Devils got on the scoreboard on a 52-yard touchdown run by Grice. The PAT was good to put ASU in front, 7-6.

ASU immediately got the ball back after a Scott pass was intercepted on the first play of the Arizona drive. The Sun Devils went nine plays for 62 yards and was capped off by a two-yard touchdown run by Grice, giving ASU a 14-6 lead.

The Sun Devils were looking to put more points on the board near the end of the half, but Marquis Flowers recovered a fumble by Alonzo Agwuenu to get the ball back for the Wildcats with two minutes remaining. The Wildcats drove 62 yards and added a 33-yard field goal by John Bonano as time expired to make the score 14-9 at the half.

Carey led the Wildcats with 123 yards on 19 carries and a touchdown in the first half of play.

The Sun Devils opened second half with a 10-play, 66-yard drive, capped off by a 26-yard field goal to put ASU in front, 17-9.

Arizona immediately answered as Scott found Hill for a 22-yard touchdown pass to cap off a 11-play, 83-yard drive to pull the Wildcats within a point at 17-16.

After the Arizona defense came up with a key three-and-out, Scott hit Wharton for a 40-yard touchdown pass and Bonano trotted in on a fake kick to convert the two-point conversion, making the score 24-17.

Arizona State fumbled on the very first play on its next possession and it was recovered by Arizona's Jake Fischer at the ASU 24-yard line. Arizona drove all the way down to the two-yard line before it was forced to convert a Bonano field goal to make the score 27-17.

The Wildcats added a score late as Scott found Richards for a 17-yard touchdown pass to pull within a touchdown. With less than two minutes remaining, Arizona's inside kick attempt failed and the Sun Devils ran out the clock to clinch the victory.

Score by Quarters	1	2	3	4	Total
Arizona State	0	14	3	24	41
Arizona	6	3	18	7	34

Qtr	Time	Scoring Play	V-H
1st	07:59	ARIZ - Carey, K. 1 yd run (Bonano, J. kick failed), 11-69 3:38	0 - 6
2nd	09:42	ASU - Grice, Marion 52 yd run (Garoutte, Alex kick), 6-75 2:13	7 - 6
	06:16	ASU - Grice, Marion 2 yd run (Garoutte, Alex kick), 9-62 3:12	14 - 6
	00:00	ARIZ - Bonano, J. 33 yd field goal, 7-62 2:00	14 - 9
3rd	12:29	ASU - Mora, Jon 26 yd field goal, 10-66 2:31	17 - 9
	09:22	ARIZ - Hill, A. 22 yd pass from Scott, M. (Bonano, J. kick), 11-83 3:02	17 - 16
	06:23	ARIZ - Wharton, G. 40 yd pass from Scott, M. (Bonano, J. rush), 8-68 1:35	17 - 24
4th	04:14	ARIZ - Bonano, J. 23 yd field goal, 6-19 2:04	17 - 27
	11:51	ASU - Mora, Jon 39 yd field goal, 12-56 2:57	20 - 27
	07:17	ASU - Grice, Marion 4 yd run (Garoutte, Alex kick), 6-56 1:22	27 - 27
	05:34	ASU - Marshall, C. 8 yd run (Garoutte, Alex kick), 1-8 0:04	34 - 27
	02:51	ASU - Eubank, Michael 1 yd run (Garoutte, Alex kick), 3-2 0:26	41 - 27
	01:54	ARIZ - Richards, D. 17 yd pass from Scott, M. (Bonano, J. kick), 5-75 0:57	41 - 34

	ASU	ARIZ
<b>FIRST DOWNS</b>	24	36
Rushing	12	20
Passing	11	10
Penalty	1	6
<b>NET YARDS RUSHING</b>	269	292
Rushing Attempts	55	57
Average Per Rush	4.9	5.1
Rushing Touchdowns	5	1
Yards Gained Rushing	289	335
Yards Lost Rushing	20	43
<b>NET YARDS PASSING</b>	191	230
Completions-Attempts-Int	16-29-0	19-39-3
Average Per Attempt	6.6	5.9
Average Per Completion	11.9	12.1
Passing Touchdowns	0	3
<b>TOTAL OFFENSE YARDS</b>	460	522
Total offense plays	84	96
Average Gain Per Play	5.5	5.4
Fumbles: Number-Lost	3-2	1-1
Penalties: Number-Yards	7-86	1-15
<b>PUNTS-YARDS</b>	6-277	6-219
Average Yards Per Punt	46.2	36.5
Net Yards Per Punt	44.2	32.2
Inside 20	2	4
50+ Yards	2	2
Touchbacks	0	0
Fair catch	3	1
<b>KICKOFFS-YARDS</b>	8-508	6-322
Average Yards Per Kickoff	63.5	53.7
Net Yards Per Kickoff	41.5	36.8
Touchbacks	5	4
Punt returns: Number-Yards-TD	3-26-0	1-12-0
Average Per Return	8.7	12.0
Kickoff returns: Number-Yds-TD	1-1-0	3-51-0
Average Per Return	1.0	17.0
Interceptions: Number-Yds-TD	3-66-0	0-0-0
Fumble Returns: Number-Yds-TD	0-0-0	0-0-0
Miscellaneous Yards	0	0
Possession Time	29:18	30:42
1st Quarter	6:19	8:41
2nd Quarter	10:13	4:47
3rd Quarter	6:03	8:57
4th Quarter	6:43	8:17
Third-Down Conversions	8 of 17	10 of 18
Fourth-Down Conversions	0 of 0	0 of 1
Red-Zone Scores-Chances	5-5	4-5
Touchdowns	4-5	2-5
Field goals	1-5	2-5
Sacks By: Number-Yards	1-3	1-5
PAT Kicks	5-5	2-3
Field Goals	2-2	2-2

## 2013 Arizona Football Media Guide

### Game 13 - Arizona 49, Nevada 48 (ESPN)

Dec. 15, 2012 – Branch Field – Attendance: 24,610

Start: 11:01 a.m. – Time of Game: 3:39 – Weather: 47, mostly sunny

ALBUQUERQUE, N.M. – With a last-minute touchdown and a successful inside kick recovery, Arizona football pulled out a victory over Nevada, 49-48, at the Gildan New Mexico in Albuquerque, N.M. Saturday's game ties the largest comeback in UA history (21 points). Senior quarterback Matt Scott was named Offensive MVP and junior linebacker Marquis Flowers was named Defensive MVP.

Nevada took a 48-35 lead with 1:48 to play. Arizona answered back with a two-yard Scott touchdown pass to sophomore Austin Hill with a good point after attempt to cut the score to 48-42 with 0:46 to play. Senior John Bonano converted a perfect inside kick attempt with the recovery from Flowers. The Wildcats went on to score the winning touchdown on a two-yard pass to sophomore Tyler Slavin from Scott with 0:19 to play. Flowers then immediately secured the victory with an interception on Nevada's final offensive possession.

Sophomore Ka'Deem Carey ran for 172 yards on 28 carries and three touchdowns. He now tallies 1,929 yards on the season, to continue to lead the nation in rushing. Carey is now UA's school record holder for rushing TDs in season with 23, including his three against Nevada on Saturday. He also set the Arizona bowl game record of rushing yards in a game (172). The previous bowl game record was 142 yards by Chuck Levy against Miami in the 1994 Fiesta Bowl.

In his final game as a Wildcat, Scott threw for 382 yards and three TDs on 28-of-47 pass attempts with two interceptions. He also rushed for 21 yards on six carries and one touchdown. Hill led the UA receivers with eight catches for 175 yards and two touchdowns. Saturday's game marks his fifth 100-yard performance of the season and the sixth of his career.

True freshman linebacker C.J. Dozier paced the defense with 15 tackles, nine solo and six assisted. Junior Shaquille Richardson collected his first pick of the season and the seventh of his career. Junior Jake Fischer recovered his fourth fumble of the season against the Wolf Pack. Flowers also recorded 10 tackles. UA had five true freshmen playing on defense during various points of the game: Keoni Bush-Loo, Dozier, Vince Miles, William Parks and Wayne Capers Jr.

Today's game marked the final in the careers of 20 Arizona seniors including team captains Trace Biskin, Kyle Quinn and Scott. Arizona ends the season with a 8-5 record and a bowl trip in head coach Rich Rodriguez's first season at the helm of the Wildcat program.

Score by Quarters	1	2	3	4	Total
Nevada	21	10	14	3	48
Arizona	7	21	0	21	49

Qtr	Time	Scoring Play	V-H
1st	12:12	NEV - JEFFERSON, S. 16 yd run (HARDISON, Allen kick), 8-75 2:48	7 - 0
	04:43	NEV - SUDFELD, Zach 17 yd pass from FAJARDO, Cody (HARDISON, Allen kick), 8-48 3:13	14 - 0
	04:29	NEV - SUDFELD, Zach 28 yd pass from FAJARDO, Cody (HARDISON, Allen kick), 1-28 0:06	21 - 0
	01:52	ARIZ - Carey, K. 21 yd run (Bonano, J. kick), 11-72 2:31	21 - 7
2nd	12:46	ARIZ - Scott, M. 1 yd run (Bonano, J. kick), 9-71 2:20	21 - 14
	10:23	ARIZ - Carey, K. 1 yd run (Bonano, J. kick), 8-59 1:21	21 - 21
	05:57	NEV - JEFFERSON, S. 14 yd run (HARDISON, Allen kick), 11-76 4:20	28 - 21
	04:22	ARIZ - Carey, K. 9 yd run (Bonano, J. kick), 6-75 1:35	28 - 28
	00:02	NEV - HARDISON, Allen 27 yd field goal, 16-66 4:22	31 - 28
3rd	09:19	NEV - TURNER, Richey 33 yd pass from FAJARDO, Cody (HARDISON, Allen kick), 11-89 4:13	38 - 28
	01:33	NEV - FAJARDO, Cody 1 yd run (HARDISON, Allen kick), 15-83 6:26	45 - 28
4th	14:44	ARIZ - Hill, A. 63 yd pass from Scott, M. (Bonano, J. kick), 7-89 1:41	45 - 35
	01:48	NEV - HARDISON, Allen 25 yd field goal, 10-30 4:27	48 - 35
	00:46	ARIZ - Hill, A. 2 yd pass from Scott, M. (Bonano, J. kick), 7-75 1:02	48 - 42
	00:19	ARIZ - Slavin, T. 2 yd pass from Scott, M. (Bonano, J. kick), 3-51 0:21	48 - 49

	NEV	ARIZ
<b>FIRST DOWNS</b>	39	31
Rushing	28	10
Passing	10	19
Penalty	1	2
<b>NET YARDS RUSHING</b>	403	196
Rushing Attempts	73	36
Average Per Rush	5.5	5.4
Rushing Touchdowns	3	4
Yards Gained Rushing	414	201
Yards Lost Rushing	11	5
<b>NET YARDS PASSING</b>	256	382
Completions-Attempts-Int	22-32-2	28-47-2
Average Per Attempt	8.0	8.1
Average Per Completion	11.6	13.6
Passing Touchdowns	3	3
<b>TOTAL OFFENSE YARDS</b>	659	578
Total offense plays	105	83
Average Gain Per Play	6.3	7.0
Fumbles: Number-Lost	4-2	2-1
Penalties: Number-Yards	8-77	4-23
<b>PUNTS-YARDS</b>	3-148	4-161
Average Yards Per Punt	49.3	40.2
Net Yards Per Punt	34.7	37.0
Inside 20	1	2
50+ Yards	1	1
Touchbacks	1	0
Fair catch	0	1
<b>KICKOFFS-YARDS</b>	8-515	7-448
Average Yards Per Kickoff	64.4	64.0
Net Yards Per Kickoff	41.1	38.1
Touchbacks	4	5
Punt returns: Number-Yards-TD	2-13-0	1-24-0
Average Per Return	6.5	24.0
Kickoff returns: Number-Yds-TD	3-56-0	4-106-0
Average Per Return	18.7	26.5
Interceptions: Number-Yds-TD	2-29-0	2-28-0
Fumble Returns: Number-Yds-TD	0-0-0	0-0-0
Miscellaneous Yards	0	0
Possession Time	39:10	20:50
1st Quarter	10:00	5:00
2nd Quarter	9:50	5:10
3rd Quarter	10:39	4:21
4th Quarter	8:41	6:19
Third-Down Conversions	8 of 16	4 of 11
Fourth-Down Conversions	3 of 3	2 of 3
Red-Zone Scores-Chances	6-6	5-5
Touchdowns	4-6	5-5
Field goals	2-6	0-5
Sacks By: Number-Yards	0-0	0-0
PAT Kicks	6-6	7-7
Field Goals	2-2	0-0

## 2013 Arizona Football Media Guide

### 2012 Final Pac-12 Conference Standings

Team	Conf		Overall	
	W-L	W-L	Home	Away
<b>North</b>				
Stanford	8-1	12-2	7-0	4-2 (1-0 neutral)
Oregon	8-1	12-1	6-1	5-0 (1-0 neutral)
Oregon State	6-3	9-4	6-1	3-2 (0-1 neutral)
Washington	5-4	7-6	5-1	2-4 (0-1 neutral)
California	2-7	3-9	2-5	1-4
Washington State	1-8	3-9	2-4	1-5
<b>South</b>				
UCLA	6-3	9-5	5-2	4-2 (0-1 neutral)
Arizona State	5-4	8-5	4-2	3-3 (1-0 neutral)
USC	5-4	7-6	4-2	3-3 (0-1 neutral)
Arizona	4-5	8-5	6-2	1-3 (1-0 neutral)
Utah	3-6	5-7	4-2	1-5
Colorado	1-8	1-11	0-6	1-4 (0-1 neutral)

Bowls: Oregon 35-17 Kansas State-Fiesta, Stanford 20-14 Wisconsin-Rose, Georgia Tech 21-7 USC-Sun, Texas 31-27 Oregon State-Alamo, ASU 62-28 Navy-Kraft, Baylor 49-26 UCLA-Holiday, Boise State 28-26 Washington-Las Vegas, Arizona 49-48 Nevada-New Mexico.

### 2012 Final Team Statistics

Team Statistics	ARIZ	OPP
SCORING	496	459
Points Per Game	38.2	35.3
FIRST DOWNS	381	339
Rushing	168	146
Passing	170	169
Penalty	43	24
RUSHING YARDAGE	2961	2680
Yards gained rushing	3177	2931
Yards lost rushing	216	251
Rushing Attempts	544	585
Average Per Rush	5.4	4.6
Average Per Game	227.8	206.2
TDs Rushing	33	33
PASSING YARDAGE	3879	3807
Comp-Att-Int	326-538-15	309-500-12
Average Per Pass	7.2	7.6
Average Per Catch	11.9	12.3
Average Per Game	298.4	292.8
TDs Passing	30	25
TOTAL OFFENSE	6840	6487
Total Plays	1082	1085
Average Per Play	6.3	6.0
Average Per Game	526.2	499.0
KICK RETURNS: #-Yards	29-560	43-807
PUNT RETURNS: #-Yards	16-170	21-161
INT RETURNS: #-Yards	12-236	15-272
KICK RETURN AVERAGE	19.3	18.8
PUNT RETURN AVERAGE	10.6	7.7
INT RETURN AVERAGE	19.7	18.1
FUMBLES-LOST	24-13	30-15
PENALTIES-Yards	83-716	123-1188
Average Per Game	55.1	91.4
PUNTS-Yards	55-2308	61-2646
Average Per Punt	42.0	43.4
Net punt average	38.3	39.0
KICKOFFS-Yards	87-5206	83-5233
Average Per Kick	59.8	63.0
Net kick average	45.9	40.9
TIME OF POSSESSION/Game	27:04	32:56
3RD-DOWN Conversions	80/182	90/206
3rd-Down Pct	44%	44%
4TH-DOWN Conversions	11/23	13/26
4th-Down Pct	48%	50%
SACKS BY-Yards	16-110	18-96
MISC YARDS	0	7
TOUCHDOWNS SCORED	65	60
FIELD GOALS-ATTEMPTS	14-20	13-15
ON-SIDE KICKS	2-3	0-1
RED-ZONE SCORES	(61-77) 79%	(52-62) 84%
RED-ZONE TOUCHDOWNS	(49-77) 64%	(42-62) 68%
PAT-ATTEMPTS	(58-59) 98%	(56-56) 100%
ATTENDANCE	383451	233242
Games/Avg Per Game	8/47931	4/58310
Neutral Site Games		1/24610

Score by Quarters	1st	2nd	3rd	4th	OT	Total
Arizona	63	147	149	130	7	496
Opponents	90	138	103	122	6	459

## 2013 Arizona Football Media Guide

### 2012 Game Superlatives

#### Individual Game Highs

Rushes	29	Carey, K. at Stanford (10-6-2012)
	29	Carey, K. vs Washington (10-20-2012)
Yards Rushing	366	Carey, K. vs Colorado (11-10-2012)
TD Rushes	5	Carey, K. vs Colorado (11-10-2012)
Long Rush	73	Carey, K. vs Toledo (09-01-2012)
Pass attempts	69	Scott, M. at Stanford (10-6-2012)
Pass completions	45	Scott, M. at Stanford (10-6-2012)
Yards Passing	491	Scott, M. at Stanford (10-6-2012)
TD Passes	4	Scott, M. vs Washington (10-20-2012)
Long Pass	63	Scott, M. vs Nevada (12-15-2012)
Receptions	11	Hill, A. at Stanford (10-6-2012)
Yards Receiving	259	Hill, A. vs Southern California (10-27-2012)
TD Receptions	2	Hill, A. vs Oregon State (09-29-2012)
	2	Hill, A. at Stanford (10-6-2012)
	2	Hill, A. vs Washington (10-20-2012)
	2	Buckner, D. vs Colorado (11-10-2012)
	2	Hill, A. vs Nevada (12-15-2012)
Long Reception	63	Hill, A. vs Nevada (12-15-2012)
Field Goals	3	Bonano, J. vs Oklahoma State (09-08-2012)
Long Field Goal	46	Bonano, J. vs Oklahoma State (09-08-2012)
Punts	7	Dugandzic, K. at UCLA (11-03-2012)
Punting Avg	54.0	Scott, M. vs Toledo (09-01-2012)
Long Punt	70	Dugandzic, K. vs Oregon State (09-29-2012)
Punts inside 20	4	Dugandzic, K. vs Oregon State (09-29-2012)
	4	Dugandzic, K. vs Southern California (10-27-2012)
	4	Dugandzic, K. vs Arizona State (11-23-2012)
Long Punt Return	63	Morrison, R. vs Washington (10-20-2012)
Long Kickoff Return	56	Jenkins, D. vs Southern California (10-27-2012)
Tackles	15	Dozier, CJ vs Nevada (12-15-2012)
Sacks	1.5	Flowers, M. vs Toledo (09-01-2012)
	1.5	Gilbert, R. vs Washington (10-20-2012)
Tackles For Loss	3.0	Bondurant, T. at Oregon (09-22-2012)
	3.0	Bondurant, T. at Stanford (10-6-2012)
Interceptions	2	Tevis, J. vs Oklahoma State (09-08-2012)
	2	Flowers, M. vs Southern California (10-27-2012)

#### Team Game Highs

Rushes	57	vs Arizona State (11-23-2012)
Yards Rushing	438	vs Colorado (11-10-2012)
Yards Per Rush	11.5	vs Colorado (11-10-2012)
TD Rushes	6	vs Colorado (11-10-2012)
Pass attempts	69	at Stanford (10-6-2012)
Pass completions	45	at Stanford (10-6-2012)
Yards Passing	491	at Stanford (10-6-2012)
Yards Per Pass	11.6	vs Washington (10-20-2012)
TD Passes	4	vs South Carolina State (09-15-2012)
	4	vs Washington (10-20-2012)
Total Plays	103	at Stanford (10-6-2012)
Total Offense	689	vs South Carolina State (09-15-2012)
Yards Per Play	11.0	vs Colorado (11-10-2012)
Points	59	vs Oklahoma State (09-08-2012)
Sacks By	4	vs Washington (10-20-2012)
First Downs	43	vs South Carolina State (09-15-2012)
Penalties	15	at UCLA (11-03-2012)
Penalty Yards	129	vs Southern California (10-27-2012)
Turnovers	5	at Oregon (09-22-2012)
Interceptions By	3	vs Oklahoma State (09-08-2012)
Punts	7	at UCLA (11-03-2012)
Punting Avg	46.8	vs Oregon State (09-29-2012)
Long Punt	70	vs Oregon State (09-29-2012)
Punts inside 20	4	vs Oregon State (09-29-2012)
	4	vs Southern California (10-27-2012)
	4	vs Arizona State (11-23-2012)
Long Punt Return	63	vs Washington (10-20-2012)

#### Opponent Individual Game Highs

Rushes	34	JEFFERSON, S., vs Nevada (12-15-2012)
Yards Rushing	180	JEFFERSON, S., vs Nevada (12-15-2012)
TD Rushes	3	Nunes, J, at Stanford (10-6-2012)
	3	Grice, Marion, vs Arizona State (11-23-2012)
Long Rush	55	Young, K, at Stanford (10-6-2012)
Pass attempts	60	Lunt, Wes, vs Oklahoma State (09-08-2012)
Pass completions	37	Lunt, Wes, vs Oklahoma State (09-08-2012)
Yards Passing	493	Barkley, Matt, vs Southern California (10-27-2012)
TD Passes	4	Lunt, Wes, vs Oklahoma State (09-08-2012)
Long Pass	71	Wood, Connor, vs Colorado (11-10-2012)
Receptions	16	Lee, Marqise, vs Southern California (10-27-2012)
Yards Receiving	345	Lee, Marqise, vs Southern California (10-27-2012)
TD Receptions	4	Moore, Tracy, vs Oklahoma State (09-08-2012)
Long Reception	71	Fernandez, Scott, vs Colorado (11-10-2012)
Field Goals	2	Beard, Rob, at Oregon (09-22-2012)
	2	Mora, Jon, vs Arizona State (11-23-2012)
	2	HARDISON, Allen, vs Nevada (12-15-2012)
Long Field Goal	43	Coons, Travis, vs Washington (10-20-2012)
Punts	10	BELCHER, Nick, vs South Carolina State (09-15-2012)
Punting Avg	54.2	Zychlinski, D, at Stanford (10-6-2012)
Long Punt	64	Locke, Jeff, at UCLA (11-03-2012)
Punts inside 20	6	PENZA, Vince, vs Toledo (09-01-2012)
Long Punt Return	38	Thomas, De., at Oregon (09-22-2012)
Long Kickoff Return	72	Lee, Marqise, vs Southern California (10-27-2012)
Tackles	17	Magee, Brandon, vs Arizona State (11-23-2012)
Sacks	2.0	Kendricks, Eric, at UCLA (11-03-2012)
Tackles For Loss	3.0	FARR, Danny, vs Toledo (09-01-2012)
	3.0	Magee, Brandon, vs Arizona State (11-23-2012)
Interceptions	2	Ekpre-Okolom, I., at Oregon (09-22-2012)

#### Opponent Team Game Highs

Rushes	73	vs Nevada (12-15-2012)
Yards Rushing	403	vs Nevada (12-15-2012)
Yards Per Rush	6.2	vs Oklahoma State (09-08-2012)
TD Rushes	6	at Stanford (10-6-2012)
	6	at UCLA (11-03-2012)
Pass attempts	60	vs Oklahoma State (09-08-2012)
Pass completions	37	vs Oklahoma State (09-08-2012)
Yards Passing	493	vs Southern California (10-27-2012)
Yards Per Pass	10.6	vs Colorado (11-10-2012)
TD Passes	4	vs Oklahoma State (09-08-2012)
Total Plays	105	vs Nevada (12-15-2012)
Total Offense	659	vs Nevada (12-15-2012)
Yards Per Play	8.2	vs Southern California (10-27-2012)
Points	66	at UCLA (11-03-2012)
Sacks By	4	vs Oklahoma State (09-08-2012)
	4	at UCLA (11-03-2012)
First Downs	39	vs Nevada (12-15-2012)
Penalties	15	vs Oklahoma State (09-08-2012)
Penalty Yards	167	vs Oklahoma State (09-08-2012)
Turnovers	5	vs Southern California (10-27-2012)
Interceptions By	4	at Oregon (09-22-2012)
Punts	10	vs South Carolina State (09-15-2012)
Punting Avg	54.2	at Stanford (10-6-2012)
Long Punt	64	at UCLA (11-03-2012)
Punts inside 20	6	vs Toledo (09-01-2012)
Long Punt Return	38	at Oregon (09-22-2012)

#### 2012 Stat Rankings

	NCAA	Pac-12
Rushing (227.77)	15	2
Passing (298.38)	23	3
PE Rating (133.99)	62	6
Total Off (526.15)	7	2
Scoring (38.15)	15	3
Rushing Def (206.15)	105	11
PE Def (137.46)	84	9
Pass Def (292.85)	117	12
Total Def (499.00)	118	12
Scoring Def (35.31)	102	11
Net Punting (38.31)	37	8
Punt Ret (10.63)	31	8
KOR (19.31)	98	11
TO Margin (-.08)	63	8
Sacks (1.23)	108	12
Sacks Allowed (1.38)	28	2
TFL (5.15)	84	11

# 2013 Arizona Football Media Guide

## 2012 Final Individual Statistics

Rushing	gp	att	gain	loss	net	avg	td	lg	avg/g
Carey, K.	13	303	1975	46	1929	6.4	23	73	148.4
Scott, M.	12	113	632	126	506	4.5	6	24	42.2
Jenkins, D.	13	67	301	8	293	4.4	2	16	22.5
Baker, J.	11	20	85	0	85	4.2	1	16	7.7
Denker, B.	6	21	92	18	74	3.5	1	17	12.3
Taylor, E.	1	8	42	0	42	5.2	0	9	42.0
Wharton, G.	11	1	19	0	19	19.0	0	19	1.7
Butler, K.	12	2	16	2	14	7.0	0	16	1.2
Morrison, R.	9	5	15	2	13	2.6	0	8	1.4
Tutogji, T.	11	1	0	1	-1	-1.0	0	0	-0.1
Team	7	2	0	6	-6	-3.0	0	0	-0.9
Dugandzic, K.	13	1	0	7	-7	-7.0	0	0	-0.5
Total	13	544	3177	216	2961	5.4	33	73	227.8
Opponents	13	585	2931	251	2680	4.6	33	55	206.2

Passing	gp	effic	comp-att	int	pct	yds	td	lg	avg/g
Scott, M.	12	133.50	301-499	14	60.3	3620	27	63	301.7
Denker, B.	6	147.72	25-37	1	67.6	259	3	31	43.2
Team	7	0.00	0-2	0	0.0	0	0	0	0.0
Total	13	133.98	326-538	15	60.6	3879	30	63	298.4
Opponents	13	137.46	309-500	12	61.8	3807	25	71	292.8

Receiving	gp	no.	yds	avg	td	lg	avg/g
Hill, A.	13	81	1364	16.8	11	63	104.9
Buckner, D.	13	61	773	12.7	5	43	59.5
Carey, K.	13	36	303	8.4	1	47	23.3
Richards, D.	12	29	298	10.3	3	27	24.8
Jackson, J.	11	25	187	7.5	1	26	17.0
Morrison, R.	9	23	171	7.4	2	21	19.0
Slavin, T.	13	22	224	10.2	1	32	17.2
Wharton, G.	11	19	264	13.9	2	40	24.0
Miller, T.	4	13	143	11.0	2	27	35.8
Tutogji, T.	11	10	64	6.4	1	16	5.8
Jenkins, D.	13	4	30	7.5	0	17	2.3
Willet, S.	7	2	48	24.0	1	31	6.9
Bachman, A.	9	1	10	10.0	0	10	1.1
Total	13	326	3879	11.9	30	63	298.4
Opponents	13	309	3807	12.3	25	71	292.8

Punt Returns	no.	yds	avg	td	lg
Morrison, R.	13	132	10.2	1	63
Willet, S.	3	38	12.7	0	24
Total	16	170	10.6	1	63
Opponents	21	161	7.7	0	38

Interceptions	no.	yds	avg	td	lg
McKnight, J.	3	71	23.7	1	48
Flowers, M.	3	18	6.0	0	14
Tevis, J.	2	32	16.0	0	32
Bondurant, T.	2	62	31.0	0	43
Grandon, J.	1	29	29.0	0	29
Richardson, S.	1	24	24.0	0	24
Total	12	236	19.7	1	48
Opponents	15	272	18.1	2	66

Kick Returns	no.	yds	avg	td	lg
Jenkins, D.	16	329	20.6	0	56
Jackson, J.	5	91	18.2	0	29
Baker, J.	5	100	20.0	0	25
Butler, K.	2	24	12.0	0	15
Carey, K.	1	16	16.0	0	16
Total	29	560	19.3	0	56
Opponents	43	807	18.8	0	72

Fumble Returns	no.	yds	avg	td	lg
Total	0	0	0.0	0	0
Opponents	1	38	38.0	0	38

Scoring	td	fg	PAT				Total Offense	g	plays	rush	pass	total	avg/g	
			kick	rush	rcv	pass								
Carey, K.	24	-	-	0-1	-	-	144	Scott, M.	12	612	506	3620	4126	343.8
Bonano, J.	-	14-20	58-59	1-1	-	-	102	Carey, K.	13	303	1929	0	1929	148.4
Hill, A.	11	-	-	-	1	-	68	Denker, B.	6	58	74	259	333	55.5
Scott, M.	6	-	-	-	-	2-4	36	Jenkins, D.	13	67	293	0	293	22.5
Buckner, D.	5	-	-	-	-	-	30	Baker, J.	11	20	85	0	85	7.7
Morrison, R.	3	-	-	-	-	-	18	Taylor, E.	1	8	42	0	42	42.0
Richards, D.	3	-	-	-	-	-	18	Wharton, G.	11	1	19	0	19	1.7
Jenkins, D.	2	-	-	-	-	-	12	Butler, K.	12	2	14	0	14	1.2
Wharton, G.	2	-	-	-	-	-	12	Morrison, R.	9	5	13	0	13	1.4
Miller, T.	2	-	-	-	-	-	12	Tutogji, T.	11	1	-1	0	-1	-0.1
Tutogji, T.	1	-	-	-	1	-	8	Team	7	4	-6	0	-6	-0.9
Denker, B.	1	-	-	-	-	-	6	Dugandzic, K.	13	1	-7	0	-7	-0.5
Slavin, T.	1	-	-	-	-	-	6	Total	13	1082	2961	3879	6840	526.2
Willet, S.	1	-	-	-	-	-	6	Opponents	13	1085	2680	3807	6487	499.0
Baker, J.	1	-	-	-	-	-	6							
Jackson, J.	1	-	-	-	-	-	6							
McKnight, J.	1	-	-	-	-	-	6							
Total	65	14-20	58-59	1-2	2	2-4	496							
Opponents	60	13-15	56-56	-	2	2-3	459							

Field Goals	fg	pct.	01-19	20-29	30-39	40-49	50-99	lg	blk	Punting	no.	yds	avg	lg	tb	fc	120	50+	blk	
Bonano, J.	14-20	70.0	0-0	8-11	3-5	3-4	0-0	46	1	Dugandzic, K.	52	2244	43.2	70	1	12	24	10	1	
Total	(22),(46),(24)									Scott, M.	2	64	32.0	54	1	0	0	1	0	
Oklahoma State	(25)									Team	1	0	0.0	0	0	0	0	0	0	
South Carolina State	-									Total	55	2308	42.0	70	2	12	24	11	1	
Oregon	(27),(41)									Opponents	61	2646	43.4	64	5	23	21	18	0	
Oregon State	(30),35																			
Stanford	(33),(33)																			
Washington	(43)																			
Southern California	(27),(44),37																			
UCLA	(25)																			
Colorado	(18)																			
Utah	(44),(24)																			
Arizona State	(33),(23)																			
Nevada	(27),(25)																			

Kickoffs	no.	yds	avg	tb	ob	retn	net	ydln
Bonano, J.	87	5206	59.8	42	2			26
Total	83	5233	63.0	51	1	19.3	40.9	24
Opponents								

Numbers in parentheses indicate field goal was made.

All Purpose	g	rush	rcv	pr	kr	lr	total	avg/g
Carey, K.	13	1929	303	0	16	0	2248	172.9
Hill, A.	13	0	1364	0	0	0	1364	104.9
Buckner, D.	13	0	773	0	0	0	773	59.5
Jenkins, D.	13	293	30	0	329	0	652	50.2
Scott, M.	12	506	0	0	0	0	506	42.2
Morrison, R.	9	13	171	132	0	0	316	35.1
Richards, D.	12	0	298	0	0	0	298	24.8
Wharton, G.	11	19	264	0	0	0	283	25.7
Jackson, J.	11	0	187	0	91	0	278	25.3
Slavin, T.	13	0	224	0	0	0	224	17.2
Baker, J.	11	85	0	0	100	0	185	16.8
Miller, T.	4	0	143	0	0	0	143	35.8
Willet, S.	7	0	48	38	0	0	86	12.3
Denker, B.	6	74	0	0	0	0	74	12.3
McKnight, J.	13	0	0	0	0	71	71	5.5
Tutogji, T.	11	-1	64	0	0	0	63	5.7
Bondurant, T.	12	0	0	0	0	62	62	5.2
Taylor, E.	1	42	0	0	0	0	42	42.0
Butler, K.	12	14	0	0	24	0	38	3.2
Tevis, J.	11	0	0	0	0	32	32	2.9
Grandon, J.	12	0	0	0	0	29	29	2.4
Richardson, S.	13	0	0	0	0	24	24	1.8
Flowers, M.	13	0	0	0	0	18	18	1.4
Bachman, A.	9	0	10	0	0	0	10	1.1
Team	7	-6	0	0	0	0	-6	-0.9
Dugandzic, K.	13	-7	0	0	0	0	-7	-0.5
Total	13	2961	3879	170	560	236	7806	600.5
Opponents	13	2680	3807	161	807	272	7727	594.4

# 2013 Arizona Football Media Guide

## 2012 Final Defensive Statistics

#	Defensive Leaders	gp	Tackles				tfl/yds	Sacks	Pass defense			Fumbles		blkd	
			ua	a	tot	no-yds		int-yds	brup	qbh	rcv-yds	ff	kick	saf	
33	Fischer, J.	13	76	43	119	6.5-16	.	.	3	1	4-0	3	.	.	
2	Flowers, M.	13	57	43	100	13.0-57	5.5-39	3-18	3	.	1-0	3	.	.	
38	Tevis, J.	11	51	31	82	1.0-2	.	2-32	6	.	.	4	.	.	
21	Bondurant, T.	12	49	25	74	11.5-38	.	2-62	7	.	.	2	.	.	
53	Jackson, S.	13	31	27	58	5.0-23	1.5-9	.	3	.	.	.	.	.	
5	Richardson, S.	13	37	21	58	2.0-6	.	1-24	14	.	1-0	1	.	.	
26	Grandon, J.	12	41	14	55	0.5-1	.	1-29	6	.	1-0	1	.	.	
6	McKnight, J.	13	33	18	51	0.5-1	0.5-1	3-71	4	.	1-0	.	.	.	
17	Rainey, D.	13	38	8	46	.	.	.	.	.	.	1	.	.	
0D	Onwuasor, P.	12	25	11	36	0.5-1	.	.	1	.	.	.	.	.	
90	Pettinato, D.	11	22	12	34	1.5-7	.	.	2	.	1-0	.	.	.	
91	Tuihalamaka, S.	13	14	15	29	2.0-8	0.5-4	.	.	.	.	.	.	.	
36	Miles, V.	13	16	12	28	0.5-1	.	.	.	.	1-0	.	.	.	
9	Dozier, CJ	9	17	10	27	.	.	.	.	.	.	1	.	.	
98	Hood, T.	13	13	13	26	3.0-4	.	.	.	.	.	1	.	.	
96	Mobley, W.	13	13	7	20	1.0-4	.	.	1	.	.	.	.	.	
84	Gilbert, R.	11	11	8	19	6.0-32	3.5-29	.	.	.	2-0	.	.	.	
43	Washington, J.	8	8	10	18	2.0-8	1.0-5	.	1	.	.	.	.	.	
92	Austin, D.	6	7	7	14	1.0-1	.	.	2	.	.	.	.	.	
19	Hobson, H.	7	10	4	14	2.0-8	1.0-7	.	.	1	.	.	.	.	
12	Capers, W.	11	10	2	12	1.0-2	.	.	1	.	.	1	.	.	
24	Conwell, D.	10	7	5	12	3.0-12	1.0-10	.	2	.	.	.	.	.	
46	Brady, B.	13	5	6	11	.	.	.	.	.	.	.	.	.	
1A	Parks, W.	13	8	1	9	.	.	.	.	.	.	.	.	.	
20	Ermisch, Tr.	13	6	2	8	.	.	.	.	.	.	.	.	.	
75	Taula, K.	11	6	2	8	2.0-3	0.5-1	.	.	.	.	.	.	.	
40	Murphy, B.	13	3	3	6	.	.	.	1	.	.	.	.	.	
31	Tutogi, T.	11	2	3	5	1.5-7	1.0-5	.	.	.	1-0	.	.	.	
15	Bonano, J.	13	3	2	5	.	.	.	.	.	.	.	.	.	
71	Merrill, C.	13	3	2	5	.	.	.	.	.	.	.	.	.	
27	Allah, J.	11	5	.	5	.	.	.	.	.	.	.	.	.	
7	Watley, M.	11	2	2	4	.	.	.	1	.	.	.	.	.	
14	Bush-Loo, K.	12	.	3	3	.	.	.	.	.	.	.	.	.	
11	Slavin, T.	13	3	.	3	.	.	.	.	.	.	1	.	.	
83	Cooper, M.	13	2	.	2	.	.	.	.	.	.	.	.	.	
10	Scott, M.	12	2	.	2	.	.	.	.	.	.	.	.	.	
29	Hill, A.	13	2	.	2	.	.	.	.	.	.	.	.	.	
0B	Butler, K.	12	1	.	1	.	.	.	.	.	.	.	.	.	
30	Jackson, J.	11	1	.	1	.	.	.	.	.	.	.	.	.	
3	Jenkins, D.	13	1	.	1	.	.	.	.	.	.	.	.	.	
93	De Rego, L.	10	1	.	1	.	.	.	.	.	.	.	.	.	
18	Miller, T.	4	1	.	1	.	.	.	.	.	.	.	.	.	
61	Bundage, C.	11	1	.	1	.	.	.	.	.	.	.	.	.	
87	Robinson, D.	11	1	.	1	.	.	.	.	.	.	.	.	.	
50	Gorham, C.	12	1	.	1	.	.	.	.	.	.	.	.	.	
16	Wharton, G.	11	1	.	1	.	.	.	.	.	1-0	.	.	.	
Total		13	647	372	1019	67-242	16-110	12-236	58	2	14-0	19	.	.	
Opponents		13	603	343	946	69-191	18-96	15-272	57	6	13-38	13	2	.	

### OFFENSIVE STARTERS

Opponent	WR	Slot	LT	LG	C	RG	RT	QB	RB	FB/RB/TE/SLOT	WR
Toledo	Buckner	Morrison	Baucus	Putton	Quinn	Biskin	Ebbele	Scott	Carey	Tutogi (FB)	Miller
Oklahoma State	Buckner	Hill	Baucus	Putton	Quinn	Biskin	Ebbele	Scott	Carey	Tutogi (FB)	Miller
S. Carolina State	Buckner	Hill	Baucus	Putton	Quinn	Biskin	Ebbele	Scott	Carey	Tutogi (FB)	Miller
at Oregon	Buckner	Hill	Baucus	Putton	Quinn	Biskin	Ebbele	Scott	Carey	Jenkins (RB)	Richards
Oregon State	Buckner	Hill	Baucus	Zink	Quinn	Putton	Ebbele	Scott	Carey	Tutogi (FB)	Richards
at Stanford	Buckner	Hill	Baucus	Zink	Bachman	Putton	Ebbele	Scott	Carey	Tutogi (TE)	Miller
Washington	Buckner	Hill	Baucus	Putton	Bachman	Zink	Ebbele	Scott	Carey	Tutogi (FB)	Richards
USC	Buckner	Hill	Baucus	Putton	Bachman	Zink	Ebbele	Scott	Carey	Wharton (Slot)	Richards
at UCLA	Buckner	Hill	Baucus	Putton	Bachman	Zink	Ebbele	Scott	Carey	Wharton (Slot)	Richards
Colorado	Buckner	Hill	Baucus	Bundage	Quinn	Zink	Ebbele	Denker	Carey	Wharton (Slot)	Richards
at Utah	Buckner	Hill	Baucus	Zink	Quinn	Biskin	Ebbele	Scott	Carey	Wharton (Slot)	Richards
Arizona State	Buckner	Hill	Baucus	Zink	Quinn	Biskin	Ebbele	Scott	Carey	Tutogi (TE)	Richards
vs. Nevada	Buckner	Hill	Baucus	Putton	Quinn	Biskin	Ebbele	Scott	Carey	Tutogi (FB)	Richards

### DEFENSIVE STARTERS

Opponent	End	Nose	Tackle	SLB	MLB	WLB	Spur	Bandit	CB	CB	FS
Toledo	Austin	Hood	Gilbert	Flowers	Fischer	Jackson	Bondurant	Tevis	McKnight	Richardson	Grandon
Oklahoma State	Austin	Tuihalamaka	Gilbert	Flowers	Fischer	Jackson	Bondurant	Tevis	McKnight	Richardson	Grandon
S. Carolina State	Austin	Tuihalamaka	Gilbert	Flowers	Fischer	Jackson	Bondurant	Tevis	McKnight	Richardson	Grandon
at Oregon	Austin	Tuihalamaka	Gilbert	Flowers	Fischer	Jackson	Bondurant	Tevis	McKnight	Richardson	Grandon
Oregon State	Austin	Tuihalamaka	Pettinato	Flowers	Fischer	Jackson	Bondurant	Tevis	McKnight	Richardson	Grandon
at Stanford	Taula	Tuihalamaka	Pettinato	Flowers	Fischer	Jackson	Bondurant	Onwuasor	McKnight	Richardson	Grandon
Washington	Washington	Tuihalamaka	Pettinato	Flowers	Fischer	Jackson	Bondurant	Onwuasor	McKnight	Rainey	Grandon
USC	Washington	Tuihalamaka	Pettinato	Flowers	Fischer	Jackson	Bondurant	Tevis	McKnight	Rainey	Grandon
at UCLA	Pettinato	Tuihalamaka	Gilbert	Flowers	Fischer	Jackson	Bondurant	Tevis	McKnight	Richardson	Grandon
Colorado	Pettinato	Tuihalamaka	Gilbert	Flowers	Fischer	Dozier	Bondurant	Tevis	Rainey	Richardson	Miles
at Utah	Pettinato	Tuihalamaka	Gilbert	Flowers	Fischer	Jackson	Bondurant	Tevis	Rainey	Richardson	Miles
Arizona State	Washington	Hood	Pettinato	Flowers	Fischer	Jackson	Bondurant	Tevis	Rainey	Richardson	Miles
vs. Nevada	Pettinato	Hood	Gilbert	Flowers	Fischer	Jackson	Capers Jr.	Tevis	Rainey	Richardson	Miles

## 2013 Arizona Football Media Guide

### All-Time Record vs. Opponents (Teams in bold on 2013 schedule)

Opponent	W	L	T	First	Last
Air Force	3	6	0	1959	1974
Alabama-Birmingham	1	0	0	1997	1997
<b>Arizona State</b>	<b>47</b>	<b>38</b>	<b>1</b>	<b>1899</b>	<b>2012</b>
Auburn	1	2	0	1968	1977
Baylor	0	1	0	1992	1992
Bowling Green	1	0	0	1987	1987
BYU	11	9	1	1936	2007
<b>California</b>	<b>14</b>	<b>14</b>	<b>2</b>	<b>1978</b>	<b>2010</b>
Cal Poly S.L.O.	1	0	0	1945	1945
Cal State-Fullerton	2	0	0	1981	1983
Cal Tech	2	0	0	1929	1930
Centenary	3	2	1	1935	1940
Central Michigan	1	0	0	2009	2009
Centre	0	1	0	1921	1921
The Citadel	1	0	0	2010	2010
<b>Colorado</b>	<b>2</b>	<b>13</b>	<b>0</b>	<b>1931</b>	<b>2012</b>
Colorado State	13	3	1	1926	1994
Denver	1	1	0	1949	1950
DePaul	1	0	0	1931	1931
Drake	1	1	0	1935	1948
Eastern Michigan	1	0	0	1988	1988
Fresno State	0	2	0	1981	1984
Georgia	0	0	1	1985	1985
Georgia Tech	2	0	0	1994	1995
Hardin Simmons	4	6	0	1942	1964
Hawaii	4	0	0	1951	1998
Houston	1	1	0	1969	1986
Idaho	10	2	0	1951	2008
Illinois	3	1	0	1990	1996
Indiana	2	2	0	1967	1974
Iowa	7	6	0	1966	2010
Iowa State	4	1	1	1948	1968
Kansas	2	3	1	1936	1966
Kansas State	5	1	1	1941	1978
Long Beach State	2	0	0	1984	1991
Louisiana (ULL)	1	0	0	2011	2011
Louisiana State	0	3	0	1984	2003
Loyola (L.A.)	4	5	0	1905	1940
Marquette	4	6	0	1938	1957
Miami (Fla.)	1	2	0	1991	1993
Michigan	0	2	0	1970	1978
Michigan State	0	3	0	1936	1949
Middle Tennessee State	1	0	0	1999	1999
Minnesota	0	1	0	1939	1939
Missouri	0	3	0	1957	1967
Montana	4	1	0	1938	1956
Nebraska	1	0	1	1961	1998
Nevada	2	1	1	1924	2012
<b>UNLV</b>	<b>1</b>	<b>0</b>	<b>0</b>	<b>2001</b>	<b>2001</b>
New Mexico	43	20	3	1908	2008
New Mexico State	31	5	1	1909	1994
North Carolina	1	0	0	1986	1986
North Carolina State	1	0	0	1989	1989
North Texas	1	0	0	2002	2002
Northeast Louisiana	1	0	0	1998	1998
<b>Northern Arizona</b>	<b>11</b>	<b>1</b>	<b>0</b>	<b>1931</b>	<b>2011</b>
Northwestern	2	0	0	1975	1976
Notre Dame	1	2	0	1941	1982
Occidental	5	3	1	1913	1933
Ohio State	1	3	0	1967	2000
Oklahoma	1	1	0	1988	1989
Oklahoma City	2	0	0	1934	1935
Oklahoma State	3	5	0	1931	2011
<b>Oregon</b>	<b>14</b>	<b>24</b>	<b>0</b>	<b>1937</b>	<b>2012</b>
Oregon State	21	14	1	1966	2012
Pacific	9	0	0	1934	1995
Penn State	0	1	0	1999	1999
Pittsburgh	0	1	0	1979	1979
Pomona	6	4	0	1905	1939
Purdue	0	2	0	2003	2005
Redlands	1	0	0	1920	1920
Rice	0	4	0	1916	1931
St. Mary's (Calif.)	1	1	0	1922	1923
San Diego State	10	5	0	1931	2001
San Jose State	3	1	0	1965	1985
Santa Clara	1	2	1	1922	1946
South Carolina State	0	0	0	2012	2012
South Dakota State	1	0	0	1956	1956
<b>USC</b>	<b>8</b>	<b>28</b>	<b>0</b>	<b>1916</b>	<b>2012</b>
SMU	1	1	0	1938	1985
Stanford	14	14	0	1979	2012
Stephen F. Austin	1	0	0	2006	2006
Syracuse	0	2	0	1969	1990
Texas	0	1	0	1925	1925
Texas A&M	0	1	0	1921	1921

Opponent	W	L	T	First	Last
TCU	1	1	0	1999	2003
Texas-El Paso	38	11	2	1916	2003
Texas Tech	4	25	2	1932	1988
Toledo	3	0	0	1985	2010
Tulsa	0	2	0	1958	1960
UC-Davis	1	1	0	1923	1924
<b>UCLA</b>	<b>15</b>	<b>20</b>	<b>2</b>	<b>1927</b>	<b>2012</b>
<b>Utah</b>	<b>16</b>	<b>20</b>	<b>2</b>	<b>1924</b>	<b>2012</b>
Utah State	4	2	0	1922	1992
<b>UTSA</b>	<b>First Meeting</b>				
<b>Washington</b>	<b>10</b>	<b>18</b>	<b>1</b>	<b>1978</b>	<b>2012</b>
<b>Washington State</b>	<b>25</b>	<b>13</b>	<b>0</b>	<b>1963</b>	<b>2010</b>
Whittier	9	3	0	1915	1935
Wisconsin	0	2	0	2001	2004
Wyoming	12	10	0	1936	1977
<b>Totals</b>	<b>571</b>	<b>428</b>	<b>33</b>	<b>1899</b>	<b>2012</b>

### All-Time vs. the Conferences (League affiliations at time of game)

Pac-12	W-L-T	First Mtg.	Last Mtg.
Arizona State	47-38-1	1899	2012
California	14-14-2	1978	2010
Colorado	2-13	1931	2012
Oregon	14-24	1937	2012
Oregon State	21-14-1	1966	2012
Stanford	14-14	1979	2012
UCLA	15-20-2	1927	2012
USC	8-28*	1916	2012
Utah	16-20-2	1924	2012
Washington	10-18-1	1978	2012
Washington State	25-13	1963	2010
<b>Totals</b>	<b>186-216-9</b>		

(\*2005 loss to USC vacated by NCAA)

Atlantic Coast Conference	W-L-T	First Mtg.	Last Mtg.
Georgia Tech	2-0	1994	1995
North Carolina	1-0	1986	1986
North Carolina State	1-0	1989	1989
<b>Totals</b>	<b>4-0</b>		

Big East Conference	W-L-T	First Mtg.	Last Mtg.
Miami	1-2	1991	1993
Pittsburgh	0-1	1979	1979
Syracuse	0-2	1969	1990
<b>Totals</b>	<b>1-5</b>		

Big 10 Conference	W-L-T	First Mtg.	Last Mtg.
Illinois	3-1	1990	1996
Indiana	2-2	1967	1974
Iowa	7-6	1966	2010
Michigan	0-2	1970	1978
Michigan State	0-3	1936	1949
Minnesota	0-1	1939	1939
Nebraska (while in Big 12)	1-1-1	1961	2009
Northwestern	2-0	1975	1976
Ohio State	1-3	1967	2000
Penn State	0-1	1999	1999
Purdue	0-2	2003	2005
Wisconsin	0-2	2002	2004
<b>Totals</b>	<b>15-24-1</b>		

Big 12 Conference	W-L-T	First Mtg.	Last Mtg.
Baylor	0-1	1992	1992
Iowa State	4-1-1	1948	1968
Kansas	2-3-1	1936	1966
Kansas State	5-1-1	1941	1978
Missouri	0-3	1957	1967
Oklahoma	1-1	1988	1989
Oklahoma State	4-4	1931	2012
Texas	0-1	1925	1925
Texas A&M	0-1	1921	1921
Texas Tech	4-25-2	1932	1988
<b>Totals</b>	<b>20-41-5</b>		

Big Sky Conference	W-L-T	First Mtg.	Last Mtg.
Montana	4-1	1938	1956
Northern Arizona	11-1	1931	2011
<b>Totals</b>	<b>15-2</b>		

Big West	W-L-T	First Mtg.	Last Mtg.
Cal St. Fullerton	2-0	1981	1983
Idaho	9-2	1951	2001
Long Beach State	2-0	1984	1991
New Mexico State	31-5-1	1909	1994
Pacific	9-0	1934	1995
Utah State	4-2	1922	1992
<b>Totals</b>	<b>58-9-1</b>		

## 2013 Arizona Football Media Guide

Conference USA	W-L-T	First Mtg.	Last Mtg.
UAB	1-0	1997	1997
DePaul	1-0	1931	1931
Marquette	4-6	1938	1957
Houston	1-1	1969	1986
TCU	1-1	1999	2003
<b>Totals</b>	<b>7-8</b>		
<b>Mid-American Conference</b>	<b>W-L-T</b>	<b>First Mtg.</b>	<b>Last Mtg.</b>
Bowling Green	1-0	1987	1987
Central Michigan	1-0	2009	2009
Eastern Michigan	1-0	1988	1988
Toledo	4-0	1985	2012
<b>Totals</b>	<b>6-0</b>		
<b>Mountain West Conference</b>	<b>W-L-T</b>	<b>First Mtg.</b>	<b>Last Mtg.</b>
Air Force	3-6	1959	1974
BYU	12-9-1	1936	2008
Colorado State	13-3-1	1926	1994
UNLV	1-0	2001	2001
New Mexico	43-19-3	1908	2007
San Diego State	10-5	1931	2001
Wyoming	12-10	1936	1977
<b>Totals</b>	<b>109-71-7</b>		
<b>Southeastern Conference</b>	<b>W-L-T</b>	<b>First Mtg.</b>	<b>Last Mtg.</b>
Auburn	1-2	1968	1977
Georgia	0-0-1	1985	1985
Louisiana State	0-3	1984	2006
<b>Totals</b>	<b>1-5-1</b>		
<b>Southern Conference</b>	<b>W-L-T</b>	<b>First Mtg.</b>	<b>Last Mtg.</b>
The Citadel	1-0-0	2010	2010
<b>Totals</b>	<b>1-0-0</b>		
<b>Southland Conference</b>	<b>W-L-T</b>	<b>First Mtg.</b>	<b>Last Mtg.</b>
Stephen F. Austin	1-0	2006	2006
<b>Totals</b>	<b>0-0</b>		
<b>Sun Belt Conference</b>	<b>W-L-T</b>	<b>First Mtg.</b>	<b>Last Mtg.</b>
Louisiana	1-0	2011	2011
Middle Tennessee	1-0	1999	1999
New Mexico State	31-5-1	1909	1994
North Texas	1-0	2002	2002
Utah State	4-2	1924	1992
<b>Totals</b>	<b>38-7-1</b>		
<b>West Coast Conference</b>	<b>W-L-T</b>	<b>First Mtg.</b>	<b>Last Mtg.</b>
St. Mary's	1-1	1922	1923
Santa Clara	1-2-1	1922	1946
<b>Totals</b>	<b>2-3-1</b>		
<b>Western Athletic Conference</b>	<b>W-L-T</b>	<b>First Mtg.</b>	<b>Last Mtg.</b>
Fresno State	0-2	1981	1984
Hawai'i	4-0	1954	1998
Idaho (see Big West)	1-0	2008	2008
Nevada	1-1-1	1924	1941
Rice	0-4	1916	1931
San Jose State	3-1	1965	1985
SMU	1-1	1938	1985
UTEP	38-11-2	1916	2003
Tulsa	0-2	1958	1960
<b>Totals</b>	<b>47-22-3</b>		

### All-Time Coaching Records

Coach	Years	W	L	T	Pct.
Stewart F. Forbes	1899	1	1	1	.500
William Skinner	1900-01	7	2	0	.770
Leslie Gillett	1902	5	0	0	1.000
Orin A. Kates	1903-04	5	1	2	.750
William M. Ruthrauf	1905	5	2	0	.714
H. B. Galbreath	1908-09	8	1	0	.889
George F. Shipp	1910-11	8	1	1	.850
Ray L. Quigley	1912	2	1	0	.667
F.A. King	1913	2	2	0	.500
J.F. "Pop" McKale	1914-17, 1919-30	80	32	6	.703
Fred A. Enke	1931	3	5	1	.389
A.W. "Gus" Farwick	1932	4	5	0	.444
G.A. "Tex" Oliver	1933-37	32	11	4	.723
Orian M. Landreth	1938	3	6	0	.333
Miles W. Casteel	1939-42, 1945-48	45	26	3	.628
Robert E. Winslow	1949-51	12	18	1	.403
Warren Woodson	1952-56	26	22	2	.540
Edward A. Doherty	1957-58	4	15	1	.225
Jim LaRue	1959-66	41	37	2	.538
Darrell Mudra	1967-68	11	9	1	.548
Robert W. Weber	1969-72	16	26	0	.381
James C. Young	1973-76	31	13	0	.705
Tony Mason	1977-79	16	18	1	.471
Larry Smith	1980-86	48	28	3	.627
Dick Tomey	1987-2000	95	64	4	.583
John Mackovic	2001-03	10	18	0	.357
Mike Hankwitz	2003 (acting)	1	6	0	.143
Mike Stoops	2004-11	41	50	0	.451
Tim Kish	2011 (acting)	3	3	0	.500
Rich Rodriguez	2012	8	5	0	.615
<b>Totals</b>	<b>1899-2012</b>	<b>573</b>	<b>428</b>	<b>33</b>	<b>.572</b>

### Arizona Coaches By Victories

Coach	Years	W
Dick Tomey	1987-2000	95
J.F. "Pop" McKale	1914-17, 1919-30	80
Larry Smith	1980-86	48
Miles W. Casteel	1939-42, 1945-48	45
Jim LaRue	1959-66	41
Mike Stoops	2004-11*	41 (6G in 2011)
G.A. "Tex" Oliver	1933-37	32
James C. Young	1973-76	31
Warren Woodson	1952-56	26
Tony Mason	1977-79	16
Robert W. Weber	1969-72	16
John Mackovic	2001-03	10
Rich Rodriguez	2012-	8
Tim Kish	2011 (acting)	3
Mike Hankwitz	2003 (acting)	1

### Arizona Coaches, By Winning Percentage

(Minimum Two Seasons Coached)

Coach	Years	W	L	T	Pct.
H. B. Galbreath	1908-09	8	1	0	.889
George F. Shipp	1910-11	8	1	1	.850
William Skinner	1900-01	7	2	0	.770
Orin A. Kates	1903-04	5	1	2	.750
G.A. "Tex" Oliver	1933-37	32	11	4	.723
James C. Young	1973-76	31	13	0	.705
J.F. "Pop" McKale	1914-17, 1919-30	80	32	6	.703
Miles W. Casteel	1939-42, 1945-48	45	26	3	.628
Larry Smith	1980-86	48	28	3	.627
Dick Tomey	1987-2000	95	64	4	.595
Mike Stoops	2004-11 (thru 6 games)	41	50	0	.451
John Mackovic	2001-03	10	18	0	.357

### Dick Tomey, Arizona's Winningest Coach

The end of the 2000 season saw Dick Tomey resign after 14 years at Arizona. More than two dozen counterparts had coached at the other nine league schools during his tenure. Tomey led Arizona to its two best seasons and left a strong legacy as a coach-educator and the winningest coach in UA history. He later was head coach at San Jose State for five years.

#### Tomey at Arizona:

- Nine winning seasons; overall UA Coaching Record: 95-64-4
- Top 10 in career victories by active Division I-A coaches at time
- Pac-10 Conference Record: 60-49-4
- No. 8 on all-time Pac-10 coaching victories chart at time
- One of four coaches to win 12 games in 85 years of Pac-10
- Pac-10 Coach of the Year, 1992
- 20 All-Americans, 43 first-team All-Pac-10 players; Four Pac-10 POYs
- 1998 Provost Award for Outstanding Teaching
- Graduation Rate of 67 percent in final report; best in Pac-10, 10th in nation
- Seven Bowl Games, four bowl victories
- Arizona's highest national final ranking (No. 4 in 1998)
- AFCA Western Regional Coach of the Year 1982
- Eight Major National Player Awards; Four Morris Trophy winners

## 2013 Arizona Football Media Guide

### Year-by-Year Coaching Records

Year	Coach	Captain(s)	W-L-T	W-L-T
1899	Stewart F. Forbes	George Parker	0-1	1-0-1
1900	William Skinner	Courtland Day	0-0	3-1
1901	William Skinner	Leslie Gillett	0-0	4-1
1902	Leslie Gillett	Bard Cosgrove	1-0	4-0
1903	Orin A. Kates*	Leo Rosenberg	0-0	2-0
1904	Orin A. Kates	Burrell Hatcher	0-0	3-1-2
1905	Wm. M. Ruthrauff	John Ruthrauff	0-2	5-0
1906	No varsity team*(6)			
1907	No varsity team*(6)			
1908	H.B. Galbreath	Rod Burnham	1-0	4-0
1909	H.B. Galbreath	Thomas Rice	1-1	2-0
1910	George F. Shipp	Charles Roletti	2-0	3-0
1911	George F. Shipp	Cliffe Rolfe	1-1	2-0-1
1912	Ray L. Quigley	Dick Merritt	1-1	1-0
1913	F.A. King	Jay McIntosh	1-2	1-0
1914	J.F. "Pop" McKale	Turner Smith	3-1	1-0
1915	J.F. "Pop" McKale	Wm. Asa Porter	2-3	3-0
1916	J.F. "Pop" McKale	James Hendry	2-3	3-0
1917	J.F. "Pop" McKale	Bill McGowen	2-1	1-1
1918	No Team Fielded, World War I			
1919	J.F. "Pop" McKale	Emzy Lynch	5-1	2-0
1920	J.F. "Pop" McKale	A.L. Slonaker	4-1	2-0
1921	J.F. "Pop" McKale	Walt Wofford	4-2	3-0
1922	J.F. "Pop" McKale	John Hobbs	5-3	1-0
	Christmas Classic Bowl			
1923	J.F. "Pop" McKale	Marvin Clark	3-3	2-0
1924	J.F. "Pop" McKale	Kirke LaShelle	2-4	0-0
1925	J.F. "Pop" McKale	Charles Gilliland	3-3-1	0-0
1926	J.F. "Pop" McKale	Bob Crouch	4-1-1	1-0
1927	J.F. "Pop" McKale	Martin Gentry	3-2-1	1-0
1928	J.F. "Pop" McKale	Ted Diebold	5-1-2	0-0
1929	J.F. "Pop" McKale	Wendell Acuff	7-1	0-0
1930	J.F. "Pop" McKale	Waldo Dicus, Bill Hargis	6-1-1	0-0

### Border Conference

Year	Coach	Captain(s)	All W-L	League W-L	Place
1931	Fred A. Enke	Horace Collier	3-5-1	1-1-1	2nd
1932	A.W. "Gus" Farwick	Bill Davies	4-5	3-2	2nd
1933	G.A. "Tex" Oliver	Clarence Sample	5-3	3-2	3rd
1934	G.A. "Tex" Oliver	Bud Robinson	7-2-1	2-1-1	3rd
1935	G.A. "Tex" Oliver	Charles Cochran	7-2	4-0	1st
1936	G.A. "Tex" Oliver	None	5-2-3	3-0-1	1st
1937	G.A. "Tex" Oliver	None	8-2	3-1	3rd
1938	Orian M. Landreth	George Ahee	3-6	0-3	5th
1939	Miles W. Casteel	Tom Hargis	6-4	1-2	4th
1940	Miles W. Casteel	John Black	7-2	3-1	2nd
1941	Miles W. Casteel	Emil Banjavcic	7-3	5-0	1st-T
1942	Miles W. Casteel	Murl McCain	6-4	4-2	4th
1943	(No Team Fielded)				
1944	(No Team Fielded)				
1945	Miles W. Casteel	Boyd Morse	5-0	No Conf. Play	
1946	Miles W. Casteel	Virgil Marsh	4-4-2	2-2-1	4th
1947	Miles W. Casteel	Fred Knez	5-4-1	3-2	4th
1948	Miles W. Casteel	Art Converse, Harry Varner	6-5	3-2	3rd-T
1949	Robert E. Winslow	Max Spilsbury,	2-7-1	2-4	6th
	Roy Rivenburg				
1950	Robert E. Winslow	Eddie Wolgast	4-6	2-4	6th
1951	Robert E. Winslow	Bill Glazier,	6-5	4-3	4th
		Jim Donarski			
1952	Warren Woodson	Jim Donarski,	6-4	3-2	3rd
		Dick Christiansen			
1953	Warren Woodson	Buddy Lewis	4-5-1	3-1	4th
1954	Warren Woodson	Buddy Lewis,	7-3	3-2	4th
		Glen Bowers			
1955	Warren Woodson	Bill Codd,	5-4-1	1-2-1	5th
		Paul Hatcher			
1956	Warren Woodson	Paul Hatcher,	4-6	1-3	5th
		Art Luppino			
1957	Edward A. Doherty	Allen Polley,	1-8-1	0-4	6th
		Jack Davis			
1958	Edward A. Doherty	Ralph Hunsaker	3-7	2-1	DNQ
1959	Jim LaRue	Gary Cropper,	4-6	1-2	DNQ
		Jim Geist			
1960	Jim LaRue	Tony Matz	7-3	3-0	DNQ
1961	Jim LaRue	Bob Garis,	8-1-1	(independent)	
		Eddie Wilson			

### Western Athletic Conference

Year	Coach	Captain(s)	All W-L	League W-L	Place
1962	Jim LaRue	Ken Cook,	5-5	2-2	2nd
		Howard Breinig			
1963	Jim LaRue	Ted Christy,	5-5	2-2	2nd
		Gerald Zeman			
1964	Jim LaRue	John Briscoe,	6-3-1	3-1	1st-T
		Larry Fairholm			
1965	Jim LaRue	Tom Malloy,	3-7	1-4	6th
		Woody King, Jim Pazerski			
1966	Jim LaRue	Woody King,	3-7	1-4	5th
		Roger Calderwood			
1967	Darrell Mudra	J. Jones,	3-6-1	1-4	5th
		B. Nemeth, J. Scott			

### Western Athletic Conference

Year	Coach	Captain(s)	All W-L	League W-L	Place
1968	Darrell Mudra	Tom Nelson,	8-3	5-1	2nd-T
		Mike Moody			
1969	Robert W. Weber	Charles Duke,	3-7	3-3	5th
		Dick Crossman			
1970	Robert W. Weber	J. Eggold,	4-6	2-4	5th
		W. Lewis, Bill McKinley			
1971	Robert W. Weber	Mark Arneson,	5-6	3-3	3rd
		Charlie McKee			
1972	Robert W. Weber	Game Captains	4-7	4-3	4th
1973	James C. Young	R. Terrell,	8-3	6-1	1st-T
		M. Neal, Jim O'Connor			
1974	James C. Young	Rex Naumetz	9-2	6-1	2nd
1975	James C. Young	Bruce Hill	9-2	5-2	2nd
1976	James C. Young	Obra Erby	5-6	3-4	5th-T
1977	Tony Mason	Jon Abbott	5-7	3-4	5th-T

### Pac-10 Conference

Year	Coach	Captain(s)	All W-L	League W-L	Place
1978	Tony Mason	Neil Orr,	5-6	3-4	6th-T
		Corky Ingraham			
1979	Tony Mason	Jim Krohn,	6-5-1	4-3	3rd-T
		Cleveland Crosby			
1980	Larry Smith	Hubie Oliver	5-6	3-4	6th-T
1981	Larry Smith	Bob Gareeb	6-5	4-4	6th-T
1982	Larry Smith	Al Gross	6-4-1	4-3-1	5th
1983	Larry Smith	Chris Brewer,	7-3-1	4-3-1	5th
		Ricky Hunley			
1984	Larry Smith	LaMonte Hunley	7-4	5-2	3rd-T
1985	Larry Smith	Allan Durden	8-3-1	5-2	2nd-T
1986	Larry Smith	Byron Evans	9-3	5-3	4th-T
	Aloha Bowl				
1987	Dick Tomey	C. Cecil,	4-4-3	2-3-3	7th
		R. Kindred, K. McKinney, C. Webb			
1988	Dick Tomey	J. DeBow,	7-4	5-3	3rd-T
		B. Henke, J. Tofflemire, B. Holley			
1989	Dick Tomey	Kevin Singleton	8-4	5-3	2nd-T
	Copper Bowl				
1990	Dick Tomey	G. Coston,	7-5	5-4	5th
	Eagle Aloha Bowl	K. Singleton, D. Lewis, R. Warren			
1991	Dick Tomey	J. Fina,	4-7	3-5	6th-T
		C. Gilbert, B. Roland			
1992	Dick Tomey	G. Malauulu,	6-5-1	4-3-1	5th
	Hancock Sun Bowl	T. Parten, R. Maddox, H. Bray			
1993	Dick Tomey	B. Johnson,	10-2	6-2	1st-T
	Fiesta Bowl	J. Phillips, B. Boyer			
1994	Dick Tomey	W. Smith,	8-4	6-2	2nd-T
	Freedom Bowl	S. Harris, O. Carter, S. McLaughlin			
1995	Dick Tomey	T. Bruschi,	6-5	4-4	5th-T
		B. Sanders, D. White			
1996	Dick Tomey	J. Salave'a,	5-6	3-5	5th-T
		A. Williams, R. Dice			
1997	Dick Tomey	R. James,	7-5	4-4	5th-T
	Insight.com Bowl	J. Sprotte, R. Williams			
1998	Dick Tomey	K. Eafon,	12-1	7-1	2nd
	Holiday Bowl	B. Baker, C. McAlister			
1999	Dick Tomey	M. Bell,	6-6	3-5	6th-T
		D. Polk, K. Smith			
2000	Dick Tomey	A. Koch,	5-6	3-5	5th-T
		J. Tafoya, O. Jenkins			
2001	John Mackovic	S. Grace,	5-6	2-6	8th
		B. Nash, A. Thomas			
2002	John Mackovic	Briggs,	4-8	1-7	9th
		Makoa Freitas, J. Johnson, Wade, Worcester			
2003	Mack./Hankwitz	R. Sampay,	2-10	1-7	10th
		C. Hardt, G. Love			
2004	Mike Stoops	M. Bell, Brooks	3-8	2-6	8th
		C. Williams, Torrey, Fraser, Fleming			
2005	Mike Stoops	M. Bell, Brooks,	3-8	2-6	8th
		G. Harris, K. Lefotu			
2006	Mike Stoops	A. Cason,	6-6	4-5	5th-T
		S. Steptoe, S. Larsen, M. Johnson			
2007	Mike Stoops	Cason, Larsen,	5-7	4-5	6th
		Britton, Tuitama, A. Johnson			
2008	Mike Stoops	Britton, Ness,	8-5	5-4	5th
	Las Vegas Bowl	Palmer, Thomas, Tuitama			
2009	Mike Stoops	Mitchell, T. Turner,	8-5	6-3	2nd
	Holiday Bowl	Nelson, Baxter			
2010	Mike Stoops	Baxter, Foles,	7-6	4-5	5th-T
	Valero Alamo Bowl	Mikaele, B. Reed			

### Pac-12 Conference

Year	Coach	Captain(s)	All W-L	League W-L	Place
2011	Stoops/Kish	Antolin, Foles,	4-8	2-7	10th-T
		Golden, Vassallo, Wade			
2012	Rich Rodriguez	Biskin, Quinn, Scott,	8-5	4-5	4th-T
	Gildan New Mexico Bowl	Fischer			

\*No varsity games played. Number in parenthesis represents prep games played. #Played season as an independent.; DNQ-Did not play enough games to qualify for conference championship.

## 2013 Arizona Football Media Guide

### Conference Affiliation Notes

Arizona's first conference affiliation was with the Border Intercollegiate Athletic Conference, founded in 1931. Charter members were Arizona, Arizona State Teachers College-Flagstaff (now NAU), Arizona State Teachers College-Tempe (now ASU), New Mexico and New Mexico A&M (now New Mexico State). Subsequent additions were Texas Tech (1932-35), Texas Mines (now UTEP, 1935-61), Hardin-Simmons (1941-61) and West Texas Teachers College (now West Texas A&M, 1941-61). The league was disbanded in 1961. . . Arizona played as an independent in 1961, transitioning to membership in the Western Athletic Conference, which began in July 1962. Charter members were Arizona, Arizona State, Utah, New Mexico, Brigham Young and Wyoming. In 1967 UTEP and Colorado State joined. Arizona and ASU departed for the Pacific-10 Conference beginning with the 1978 football season, joining California, UCLA, USC, Stanford, Oregon, Oregon State, Washington and Washington State. Colorado and Utah accepted invitations to join the league in June 2010 and began play in the newly branded Pac-12 Conference in 2011.

### All-Time Assistant Football Coaches

The following are known and listed UA assistant coaches, largely from 1959 to the present. The names in parentheses indicate the head coach during each tenure. Modern-day graduate assistants and part-time coaches are not listed. Individuals who served as head freshman coach are listed as assistants. (Current staff in bold face; unit assignment noted where known)

Duane Akina, 1987-2000 (Dick Tomey) Defense and offense OC/DC  
Pete Alamar, 1995-1999 (Dick Tomey) Offense  
Chris Allen, 1980-86 (Larry Smith) Defense  
Chuck Amato, 1980-81 (Larry Smith) Defense  
Robert Anae, 2011 (Mike Stoops; Rich Rodriguez) Offense  
Norm Andersen, 1992-93 (Dick Tomey) Offense  
Moe Ankney, 1980-85 (Larry Smith) Defense DC  
Steve Axman, 1980-84 (Larry Smith) Offense OC  
Bob April, 1980-86 (Larry Smith) Defense  
Dino Babers, 1995-2000 (Dick Tomey) Offense OC  
Mike Barry, 1980-83 (Larry Smith) Offense  
Bill Baker, 1971-72 (Bob Weber) Offense  
John Baxter, 1990-91 (Dick Tomey) Specialty  
Bill Bedenbaugh, 2007-10 (Mike Stoops) Offense OL/OC  
Bill Belknap, 1968-74 (Darrell Mudra, Bob Weber, Jim Young) Offense  
Gary Bernardi, 1983-86 (Larry Smith) Offense  
Steve Bernstein, 2001-03 (John Mackovic/Mike Hankwitz) Defense  
John Black, 1945-48 (Miles Casteel)  
Bob Bockrath, 1973-76 (Jim Young) Offense  
Mike Borich, 2003 spring (John Mackovic) Offense  
Jay Boulware, 2001-03 (John Mackovic/Mike Hankwitz) Offense  
Craig Bray, 2003 (John Mackovic) Defense  
Clarence Brooks, 1990-92 (Dick Tomey) Offense  
Greg Brown, 2010 (Mike Stoops) Defense DC  
Bob Bryant, 1950-51 (Bob Winslow)  
Charlie Camp, 2002 (John Mackovic) Defense  
Mike Canales, 2004-06 (Mike Stoops) Offense OC  
**Matt Caponi, 2013- (Rich Rodriguez) Defense**  
Gerald Carr, 1991 (Dick Tomey) Offense  
**Jeff Casteel, 2012- (Rich Rodriguez) (Defense DC)**  
Ed Cavanaugh, 1959-66 (Jim LaRue)  
Garret Chachere, 2009-11 (Mike Stoops) Offense  
Marvin Clark, 1926 (J.F. McKale)  
Carl Cooper, 1954-64 (W. Woodson, E. Doherty, J. LaRue)  
Vaughn Corley, 1947-48 (Miles Casteel)  
Ortis Cromwell, 1950-51 (Bob Winslow)  
Ed Cusick, 1923 (J.F. McKale)  
Tom Cusick, 1926 (J.F. McKale)  
Bob Davie, 1979 (Tony Mason) Defense  
Walter Davis, 1924-25 (J.F. McKale)  
Mike Deal, 2003 (John Mackovic/Mike Hankwitz) Offense OC  
Charlie Dickey, 1992-2000 (D.Tomey), 2001-03 (Mackovic) Offense  
Dana Dimel, 2005-09 (Mike Stoops) Offense  
Rick Dykes, 2001-02 (John Mackovic) Offense  
Sonny Dykes, 2007-10 (Mike Stoops) Offense OC  
**Tony Dews, 2012- (Rich Rodriguez) Offense**  
Kasey Dunn, 2004-06 (Mike Stoops) Offense  
Rich Ellerson, 1992-95, 1997-2000 (Dick Tomey) Defense DC  
Fred A. Enke, 1925-30, 1932-42, 1945-51 (J.F. McKale, Gus Farwick, Tex Oliver, Orian Landreth, Miles Casteel, Robert Winslow)  
Dave Fagg, 1987-89 (Dick Tomey) Offense  
Leo Felner, 1969-71 (Bob Weber)  
Gene Fetter, 1857-58 (Ed Doherty)  
Mike Flores, 1990-91 (Dick Tomey) Offense  
Sailor Forch, 1925 (J.F. McKale)  
John Ford, 1952-58 (Warren Woodson, Ed Doherty)  
Buddy Geis, 1975-76 (Jim Young)  
Tony Gibson, 2012 (Rich Rodriguez) Defense  
Fred Glick, 1969-72 (Bob Weber) Defense  
Gary Glick, 1972 (Bob Weber) Offense  
Mike Gottfried, 1977 (Tony Mason) Offense  
Ben Griffith, 1987-88 (Dick Tomey) Offense OC  
Jeff Green, 1974-76 (Jim Young) Offense  
Gary Grouwinkal, 1967 (Darrell Mudra)  
Ken Gregory, 1966 (Jim LaRue)  
Jeff Hammerschmidt, 1993-95 (Dick Tomey); 08-11 (Stoops) Defense SC  
Mike Hankwitz, 1973-76 (Jim Young); 2003 (John Mackovic-5 games) DC  
Jeff Hecklinski, 2003 (John Mackovic/Mike Hankwitz) Offense  
Robert Herwig, 1952-53 (Warren Woodson)  
Josh Heupel, 2005 (Mike Stoops) Offense  
Pat Hill, 1990-91 (Dick Tomey) Offense OC  
Van Howe, 1956-60 (W. Woodson, Ed Doherty, Jim LaRue)  
Rob Ianello, 1993-2000 (Dick Tomey), 2001-02 (John Mackovic) Offense

Arnold Jeter, 1987-88 (Dick Tomey) Defense  
Wayne Jones, 1977-78 (Tony Mason) Offense  
Jack Jordan, 1978-79 (Tony Mason) Offense  
Floyd Keith, 1983 (Larry Smith) Offense  
Bobby Kennedy, 2001 (John Mackovic) Offense  
**Bill Kirelawich, 2012- (Rich Rodriguez) Defense**  
Tim Kish, 2004-11 (Mike Stoops) Defense-DC  
Charlie Lee, 1974-76 (Jim Young) Offense  
Spencer Leftwich, 2012 (Rich Rodriguez) Offense  
Ed Linta, 1960-61 (Jim LaRue)  
Seth Littrell, 2009-11 (Mike Stoops) Offense OC  
Lawrence Livingston, 2000 (Dick Tomey) Offense  
**David Lockwood, 2012- (Rich Rodriguez) Defense**  
Marty Long, 1996-2000 (Dick Tomey), 2001-03 (Mackovic) Defense  
Marc Lunsford, 1983-00 (Larry Smith to '86; Dick Tomey) Offense  
Johnnie Lynn, 1988-93 (Dick Tomey) Defense  
Larry Mac Duff, 1987-96 (Dick Tomey), 2001-02 (Mackovic) Defense DC  
John Mackovic, 1973-76 (Jim Young) Offense  
**Calvin Magee, 2012- (Rich Rodriguez) Offense OC**  
Ron Marciniak, 1959-66 (Jim LaRue)  
John Matsko, 1986 (Larry Smith) Offense  
Ned Matthews, 1949-51 (Bob Winslow)  
Ron McBride, 1987-89 (Dick Tomey) Offense  
Cecil (Cece) McGehee, 1967-70 (Darrell Mudra, Bob Weber)  
J.F. McKale, 1935-36 (Gus Farwick, Tex Oliver)  
**Jim Michalczyk, 2013- (Rich Rodriguez) Offense**  
Tom Morgan, 1966 (Jim LaRue)  
Carl Mullenix, 1949 (Bob Winslow)  
Dave Nichol, 2008-11 (Mike Stoops) Offense  
Bob Palcic, 1984-85 (Larry Smith) Offense  
Sam Papalii, 1987-88 (Dick Tomey) Offense  
Willie Peete, 1971-82 (Weber, Young, Mason, Smith) Offense  
Scott Pelluer, 2001-02 (John Mackovic) Defense  
James Pierce, 1922 (J.F. McKale)  
Asa Porter, 1920 (J.F. McKale)  
Royal (Sharkey) Price, 1964-76 (LaRue, Mudra, Weber, Young) Defense  
Chuck Purvis, 1969-70 (Bob Weber)  
**Charlie Ragle, 2013- (Rich Rodriguez) Offense/Specialty**  
Phil Ramsey, 1962-63 (Jim LaRue)  
Tom Reed, 1973 (Jim Young) Defense  
Breham (Bud) Robinson, 1939-42, 1945-48 (Miles Casteel)  
Joe Robinson, 2004-07 (Mike Stoops) Defense  
Randy Robbins, 2000 (Dick Tomey) Defense  
Mose Rison, 2003 (John Mackovic/Mike Hankwitz) Offense  
Tom Roggeman, 1977-79, 1982-86 (Tony Mason, Larry Smith) Defense  
Jake Rowden, 1959-66 (Jim LaRue)  
Keith Rowen, 1979-82 (Tony Mason, Larry Smith) Offense  
Joe Salave'a, 2011 (Mike Stoops) Defense  
Frank Sancet, 1949-55 (Bob Winslow, Warren Woodson)  
Frank Scelfo, 2010-11 (Mike Stoops) Offense  
Ray Shackelford, 1964-65 (Jim LaRue)  
Bob Shaw, 1977-79 (Tony Mason) Defense  
William (Rip) Scherer, 1989-90 (Dick Tomey) Offense OC  
Clarence Shelmon, 1984-86 (Larry Smith) Defense  
Karl Singer, 1977-79 (Tony Mason) Defense  
Louis Slonaker, 1922-23 (J.F. McKale)  
Homer Smith, 1996-97 (Dick Tomey) Offense  
Larry Smith, 1973-75 (Jim Young) Defense  
Michael Smith, 2007-09 (Mike Stoops) Offense  
Richard Smith, 1987 (Dick Tomey) Defense  
**Rod Smith, 2012- (Rich Rodriguez) Offense Co-OC**  
Terry Snowday, 1926 (J.F. McKale)  
Jim Speight, 1962-63 (Jim LaRue)  
Max Spillsbury, 1955 (Warren Woodson)  
Steve Spurrier Jr., 2004 (Mike Stoops)  
Hank Stanton, 1952-54 (Warren Woodson)  
Mark Stoops, 2004-09 (Mike Stoops) Defense DC  
Bob Svob, 1941, 1947-48 (Miles Casteel)  
Roy Tatum, 1956-66, 1971-72 (Woodson, Doherty, LaRue, Weber)  
Mike Tuiaosopo, 2004-2010 (Mike Stoops) Defense  
Bob Valesente, 1977-79 (Tony Mason) Defense  
Charlie Vasser, 1952-54 (Warren Woodson)  
Elmer Vickers, 1939-40 (Miles Casteel)  
Don Vosburg, 1949-51 (Bob Winslow)  
Bob Wagner, 1998-2000 (Dick Tomey) Defense  
Ryan Walters, 2011 (Mike Stoops) Defense  
Walt Weaver, 1967-68 (Darrell Mudra)  
Bob Weber, 1967-68 (Darrell Mudra)  
George Werner, 1972 (Bob Weber)  
Charlie Williams, 2004-06 (Mike Stoops) Offense  
Ted Williams, 1994 (Dick Tomey) Offense  
Eddie Wilson, 1967-71 (Darrell Mudra, Bob Weber) Offense  
Vane Wilson, 1952 (Warren Woodson)  
Eric Wolford, 2004-06 (Mike Stoops) Offense  
Jeff Woodruff, 1998-99 (Dick Tomey) Offense  
Kevin Wolthausen, 1985-86 (Larry Smith) Defense  
Darrell Wyatt, 2007 (Mike Stoops) Offense  
Tony Yelovich, 1977-79 (Tony Mason) Offense  
Jim Young, 1992-94 (Dick Tomey) Offense OC  
Ed Zaunbrecher, 1975-76 (Jim Young) Offense  
Lou Zarza, 1939-42 (Miles Casteel)

## 2013 Arizona Football Media Guide

### Year-by-Year Scores

#### \*home games

#### 1899 (1-1-1)

Coach Stuart F. Forbes  
Captain G. Parker

0	Tucson Town*	0
2	Arizona State*	11
22	Tucson Indians*	5

#### 1900 (3-1)

Coach William Skinner  
Captain C. Day

34	Tucson Indians*	0
45	City of Indians*	0
52	Tucson Indians*	0
0	Phoenix Indians	6

#### 1901 (4-1)

Coach William Skinner  
Captain Leslie Gillett

22	Tucson Indian Sch.*	0
47	Tucson Indian Sch.*	6
40	Tucson Indian Sch.*	0
0	Phoenix Indian Sch.	13
6	Phoenix Indian Sch.*	0

#### 1902 (5-0)

Coach Leslie Gillett  
Captain Bard L. Cosgrove

17	Tucson Indian Sch.*	0
43	Tucson Indian Sch.*	0
28	Fort Grant*	0
12	Arizona State*	0
34	Ft. Huachuca @ Naco	0

#### 1903 (2-0)

Coach Orin A. Kates  
Captain Leo Rosenberg

28	Tucson Indian Sch.*	0
21	Tucson Indian Sch.*	10

#### 1904 (3-1-2)

Coach Orin A. Kates  
Captain B. Hatcher

0	Tucson Indian Sch.*	0
6	Tucson Indian Sch.*	5
0	Phoenix H.S.	37
26	Tucson Indian Sch.*	0
28	Tucson Indian Sch.*	0
6	Tombstone* 6	

#### 1905 (4-2)

Coach W.M. Ruthrauff  
Captain John Ruthrauff

34	Phoenix Indian Sch.*	0
6	Tucson Indian Sch.*	0
22	Tucson Indian Sch.*	0
17	Tombstone	0
5	Pomona	41
0	Loyola(Calif.)#	55

#First night game

#### 1906 No Team Fielded

#### 1907 No Team Fielded

#### 1908 (5-0)

Coach H.B. Galbraith  
Captain R. Burnham

27	Tucson Indians*	0
43	Tucson Indians*	0
36	Tucson Athletic*	0
20	Tucson Indians*	0
10	New Mexico	5

#### 1909 (3-1)

Coach H.B. Galbraith  
Captain T. Rice

33	Ft. Huachuca*	0
6	New Mexico St.	0
21	Prescott H.S.*	0
11	New Mexico*	23

#### 1910 (5-0)

Coach George F. Shipp  
Captain C. Roletti

21	Tucson H.S.*	0
29	El Paso Military*	0

18	New Mexico St.*	2
1	New Mexico(default)	0
18	Tucson H.S.	6

#### 1911 (3-1-1)

Coach George F. Shipp  
Captain C. Rolfe

6	New Mexico	0
0	New Mexico St.	3
5	El Paso Military	0
0	Tucson H.S.*	0
5	Tucson H.S.*	0

#### 1912 (2-1)

Coach R.L. Quigley  
Captain R. Merritt

19	Tucson H.S.*	0
14	New Mexico St.	21
22	New Mexico	9

#### 1913 (2-2)

Coach Frank A. King  
Captain J. McIntosh

6	New Mexico St.	12
13	Phoenix Indians*	0
0	Occidental*	27
7	New Mexico	3

#### 1914 (4-1)

Coach J.F. McKale  
Captain T. Smith

21	Douglas YMCA*	0
34	Arizona State*	0
0	Occidental	14
10	New Mexico St.	0
7	Pomona*	6

#### 1915 (5-3)

Coach J.F. McKale  
Captain W. Porter

14	Douglas YMCA	0
7	Arizona State*	0
7	Pomona	3
56	Phoenix Indian Sch.*	0
49	22nd Inf. (Douglas)*	0
0	New Mexico St.	3
0	Western New Mexico	6
0	Whittier*	22

#### 1916 (5-3)

Coach J.F. McKale  
Captain J. Hendry

16	Douglas YMCA	0
29	22nd Inf. (Douglas)*	0
10	Whittier	26
41	Texas El Paso*	0
55	Phoenix Indians*	0
73	New Mexico St.*	0
16	Rice	47
7	USC @ Phoenix	20

#### 1917 (3-2)

Coach J.F. McKale  
Captain J.B. McGowan

6	USC	31
26	New Mexico St.	7
41	U.S. Field Artillery*	0
0	Camp Harry Jones Officers*	3
45	Whittier	0

#### 1918 No Team Fielded

#### 1919 (7-1)

Coach J.F. McKale  
Captain E. Lynch

59	Arizona State*	0
60	Phoenix Indians*	0
20	Soldiers*	0
33	New Mexico State	0
1	Whittier (default)	0
7	Pomona*	19
46	Texas El Paso*	0
27	Occidental*	0

#### 1920 (6-1)

Coach J.F. McKale  
Captain A.L. Slonaker

51	Phoenix Indians*	20
167	Camp Harry Jones*	0

60	Texas El Paso	7
41	New Mexico St.*	0
0	Pomona	31
28	New Mexico*	7
34	Redlands*	0

#### 1921 (7-2)

Coach J.F. McKale  
Captain W. Wofford

84	Bisbee Legion*	13
75	Phoenix Indians*	0
13	Texas A&M	17
74	Texas El Paso*	0
31	New Mexico St.	0
24	New Mexico	0
110	N.M. Military J.C.*	0
7	Whittier*	0

#### East-West Christmas Classic Bowl, San Diego (Dec. 26)

0	Centre (Ky.)	38
---	--------------	----

#### 1922 (6-3)

Coach J.F. McKale  
Captain J. Hobbs

19	Phoenix Indians*	0
0	USC	15
7	Santa Clara	8
21	New Mexico St.*	7
20	St. Mary's (Ca.)*	3
10	New Mexico*	0
7	Rice	14
18	Texas El Paso	0
7	Utah State @ Phoenix	6

#### 1923 (5-3)

Coach J.F. McKale  
Captain J. Clark

48	Phoenix Indians*	0
19	Phoenix J.C.*	13
12	Texas El Paso*	7
20	St. Mary's (Ca.)	22
14	New Mexico	7
7	UC Davis @ Phoenix	9
6	USC	69
20	Santa Clara*	0

#### 1924 (2-4)

Coach J.F. McKale  
Captain K. LaShelle

0	USC	29
7	Utah	32
7	New Mexico St.*	0
14	Nevada Reno	23
0	New Mexico*	3
12	UC Davis*	6

#### 1925 (3-3-1)

Coach J.F. McKale  
Captain C. Gilliland

13	Arizona State*	3
0	Utah*	9
0	USC	56
33	New Mexico St.*	0
24	New Mexico	0
0	Texas	20
0	Nevada Reno*	0

#### 1926 (5-1-1)

Coach J.F. McKale  
Captain R. Crouch

54	Phoenix J.C.*	0
35	Arizona State*	0
7	New Mexico St.	0
16	Whittier*	6
21	New Mexico*	0
7	Occidental+	9
3	Colorado State*	3

+L.A. Memorial Coliseum

#### 1927 (4-2-1)

Coach J.F. McKale  
Captain M. Gentry

14	Occidental*	14
19	Texas El Paso	6
65	Eastern Arizona JC*	0
33	New Mexico St.*	6
6	New Mexico	7
16	UCLA*	13
12	Whittier*	13

#### 1928 (5-1-2)

Coach J.F. McKale  
Captain T. Diebold

7	UCLA	7
13	Pomona*	6
39	Arizona State	0
12	Texas El Paso	6
6	New Mexico*	6
7	USC	78
40	New Mexico St.*	0
28	Whittier*	7

#### 1929 (7-1)

Coach J.F. McKale  
Captain W. Acuff

16	Occidental+	7
35	Cal Tech*++	0
19	Texas El Paso	0
28	New Mexico St.*	0
26	Arizona State*	0
12	Pomona @ Phoenix	15
6	New Mexico	0
40	Whittier*	0

+Played in Rose Bowl, night  
++First game in Arizona Stadium

#### 1930 (6-1-1)

Coach J.F. McKale  
Captain W. Dicus & W. Hargis

26	Cal Tech+	12
0	Rice	21
6	Arizona State*	0
21	Occidental @ Phoenix	0
20	Pomona*	0
0	Texas El Paso	0
33	New Mexico*	0
16	Colorado State*	0

+Played in Rose Bowl, night

#### 1931 (3-5-1)

Coach Fred Enke  
Captain H. Collier

0	San Diego State*#	8
19	Pomona*	0
0	Oklahoma St.	31
0	Rice*	32
6	Arizona State&	19
19	Northern Arizona	12
7	New Mexico	7
14	DePaul*	13
7	Colorado*	27

#First night game in Arizona Stadium  
&First Border Conference Game

#### 1932 (4-5)

Coach A.W. Farwick  
Captain W.W. Davies

19	Occidental#	0
6	Loyola (Calif)*	33
12	New Mexico St.*	7
0	Texas Tech	21
20	Arizona State	6
6	NAU @Phoenix	7
13	New Mexico*	6
0	San Diego St.	13
6	Oklahoma State	13

# Played in Rose Bowl, night

#### 1933 (5-3)

Coach G.A. Oliver  
Captain C. Sample

18	Occidental*	0
13	Loyola (Calif)	14
0	Texas Tech*	7
6	New Mexico State	0
24	Northern Arizona*	0
0	New Mexico	7
26	Arizona State	7
26	Whittier*	0

#### 1934 (7-2-1)

Coach G.A. Oliver  
Captain B. Robinson

7	San Diego St.*	0
7	Colorado St.	3
14	Whittier	7
0	Loyola (Calif)*	6
0	New Mexico St.*	0
14	New Mexico*	0

# 2013 Arizona Football Media Guide

26	Oklahoma City Univ.	6
32	Arizona State*	6
7	Texas Tech*	13
31	Pacific @ Phoenix	7

### 1935 (7-2)

Coach G.A. Oliver		
Captain C. Cochran		
26	Arizona State*	0
7	Centenary	14
45	Whittier*	0
6	Loyola (Calif)	13
9	New Mexico State*	6
27	Oklahoma City Univ.*	0
7	Texas Tech	6
38	New Mexico	6
53	Drake*	0

### 1936 (5-2-3)

Coach G.A. Oliver		
Captain None		
32	Brigham Young *	6
6	Utah	14
18	Arizona State	0
13	Centenary*	13
28	New Mexico State*	7
0	Kansas	0
28	New Mexico*	0
0	Michigan State	7
58	Wyoming* @ Phoenix	0
7	Texas Tech*	7

### 1937 (8-2)

Coach G.A. Oliver		
Captain None		
20	Arizona State*	6
22	Okla. State* @ Phoenix	13
0	Texas Tech	20
13	Centenary*	18
27	New Mexico State*	12
13	Loyola (Calif)	6
23	New Mexico	0
9	Kansas*	7
47	Colorado State*	0
20	Oregon*	6

### 1938 (3-6)

Coach Orian M. Landreth		
Captain G. Ahee		
7	SMU	29
6	New Mexico State*	7
0	Santa Clara* @ Phoenix	27
14	Loyola (Calif)	12
7	New Mexico*	20
7	Centenary	6
14	Texas El Paso*	26
20	Marquette*	12
0	Montana*	7

### 1939 (6-4)

Coach Miles W. Casteel		
Captain T. Hargis		
21	Pomona*	0
0	Minnesota	62
20	New Mexico St.*	3
6	Marquette	13
7	Centenary*	0
6	Texas El Paso	14
12	Pacific*	7
6	New Mexico	7
6	Montana*	0
25	Loyola (Calif.) @ Phoenix	7

### 1940 (7-2)

Coach Miles W. Casteel		
Captain J. Black		
41	Northern Arizona*	0
41	New Mexico St.*	0
0	Utah	24
29	Centenary*	6
24	Okla. St* @ Phoenix	0
20	Texas El Paso	13
20	Loyola (Calif)	13
12	New Mexico*	13
17	Marquette*	14

### 1941 (7-3)

Coach Miles W. Casteel			
Captain E. Banjavacic			
7	Notre Dame	38	
47	New Mexico State*	0	
26	Nevada Reno*	7	
31	New Mexico	6	
20	Arizona State	7	
33	Texas El Paso*	14	
41	Northern Arizona*	0	
0	14 Oklahoma State*	41	
28	Kansas State*	21	
6	Utah*	12	

### 1942 (6-4)

Coach Miles W. Casteel			
Captain M. McCain			
53	New Mexico State*	0	
14	Utah*	0	
23	Arizona State	0	
20	Oklahoma State*	6	
0	Marquette	39	
26	Hardin Simmons*	34	
14	New Mexico*	13	
19	Texas El Paso	7	
7	Texas Tech*	13	
13	2nd Air Force*	27	

### 1943 No Football (World War II)

### 1944 No Football

### 1945 (5-0)

Coach Miles W. Casteel			
Captain B. Morse			
52	Northern Arizona*	6	
46	San Diego State	0	
30	Williams Field*	0	
37	Cal Poly-SLO*	6	
28	San Diego State*	0	

### 1946 (4-4-2)

Coach Miles W. Casteel			
Captain V. Marsh			
0	Marquette	20	
8	Hardin Simmons*	19	
21	Santa Clara*	21	
13	New Mexico	13	
0	Texas Tech*	16	
28	Kansas State*	7	

### 1947 (5-4-1)

Coach Miles W. Casteel			
Captain F. Knez			
27	Wyoming*	7	
40	Montana*	7	
7	Hardin Simmons	35	
14	Texas El Paso	13	
22	New Mexico*	12	
28	Texas Tech	41	
26	Arizona State	13	
21	Marquette*	39	
28	Kansas*	54	
20	Utah*	20	

### 1948 (6-5)

Coach Miles W. Casteel			
Captain H. Varner & A. Converse			
14	San Diego State*	6	
14	Utah	47	
20	Hardin Simmons*	14	
7	Michigan State	61	
0	Texas Tech*	31	
33	Arizona State*	21	
14	New Mexico	6	
14	Texas El Paso*	25	
14	Iowa State*	7	
24	Marquette @ Phoenix	14	

### Salad Bowl, Phoenix (Jan. 1, 1949)

13	Drake	14	
----	-------	----	--

### 1949 (2-7-1)

Coach Bob Winslow			
Captain M. Spilsbury & R. Rivenburg			
40	New Mexico State*	7	
12	Utah*	12	
0	Hardin Simmons	35	
0	Texas El Paso*	28	
7	Texas Tech	27	

6	Denver	20	
14	New Mexico*	14	
7	Arizona State	34	
0	Michigan State*	75	
0	Kansas*	46	

### 1950 (4-6)

Coach Bob Winslow			
Captain E. Wolgast			
26	West Texas*	34	
14	Utah	27	
32	Hardin Simmons*	28	
13	Texas El Paso	14	
25	Colorado	28	
19	Denver*	14	
38	New Mexico	0	
13	Arizona State*	47	
7	Texas Tech*	39	
27	Iowa State*	26	

### 1951 (6-5)

Coach Bob Winslow			
Captain J. Donarski & B. Glazier			
67	New Mexico State*	13	
7	Utah*	27	
21	Oregon	39	
28	West Texas*	13	
19	Texas El Paso*	15	
0	Texas Tech	41	
32	New Mexico*	20	
14	Arizona State	61	
13	Idaho*	6	
13	Hardin Simmons	14	
32	Hawaii	21	

### 1952 (6-4)

Coach Warren Woodson			
Captain J. Donarski & R. Christiansen			
57	Hawaii*	7	
62	New Mexico State*	12	
27	Utah	0	
19	Colorado*	34	
7	Marquette	37	
13	Hardin Simmons*	12	
13	New Mexico	7	
18	Arizona State*	20	
55	Texas El Paso	7	
14	Texas Tech	19	

### 1953 (4-5-1)

Coach Warren Woodson			
Captain B. Lewis			
7	Utah	28	
14	Colorado	20	
46	New Mexico State*	7	
20	New Mexico*	0	
0	Marquette*	14	
39	West Texas*	6	
27	Texas Tech	52	
20	Texas El Paso*	28	
26	Kansas State*	26	
35	Arizona State#	0	
#First TV game, statewide			

### 1954 (7-3)

Coach Warren Woodson			
Captain B. Lewis & G. Bowers			
58	New Mexico State*	0	
54	Utah	20	
18	Colorado*	40	
35	Idaho*	13	
41	New Mexico	7	
48	West Texas*	12	
14	Texas Tech*	28	
21	Texas El Paso	41	
54	Arizona State*	14	
42	Wyoming*	40	

### 1955 (5-4-1)

Coach Warren Woodson			
Captain P. Hatcher & W. Codd			
20	Colorado State*	7	
0	Colorado	14	
47	Idaho*	14	
20	West Texas*	20	
0	Texas El Paso*	29	
27	Oregon*	46	
7	Texas Tech	27	
29	Montana*	0	

27	New Mexico*	6	
7	Arizona State	6	

### 1956 (4-6)

Coach Warren Woodson			
Captain P. Hatcher & A. Luppino			
27	Montana @ Phoenix	12	
20	Wyoming*	26	
60	South Dakota State*	0	
7	Utah State*	12	
6	Texas El Paso	28	
26	New Mexico	12	
7	Texas Tech*	21	
20	West Texas*	13	
0	Arizona State*	20	
7	Colorado*	38	

### 1957 (1-8-1)

Coach Ed Doherty			
Captain A. Polley & J. Davis			
14	Brigham Young*	14	
13	Missouri	35	
14	Colorado	34	
0	New Mexico*	27	
6	Texas Tech*	28	
20	West Texas*	21	
20	Hardin Simmons*	28	
14	Texas El Paso*	51	
17	Marquette*	14	
7	Arizona State	47	

### 1958 (3-7)

Coach Ed Doherty			
Captain R. Hunsaker			
7	Utah State*	6	
0	Iowa State*	14	
0	Tulsa	34	
12	Colorado*	65	
13	New Mexico	33	
16	Idaho*	24	
0	15 West Texas*	8	
6	Texas Tech	33	
14	Texas El Paso	12	
0	Arizona State*	47	

### Some Historical Notes

\*Key dates in early Arizona football include the first collegiate game, against Arizona State on Thanksgiving Day in 1899, Nov. 22, when the Territorial Cup was first awarded... Another is Dec. 26, 1921, UA's first bowl appearance in the East-West Christmas Bowl in San Diego... The first game in Arizona Stadium was played against Cal Tech on Oct. 12, 1929... The first night game was against San Diego State in September 1931.

\*The war years in 1943 and 1944 were not much different for Arizona than some teams nationally, with no football played. Half of the teams in final AP poll of 1943 included service teams and the service academies. There were five bowls after the 1944 season - the Rose, Orange, Cotton, Sugar and Sun... Some years later, the UA Student Union Memorial Building incorporated the bell from the U.S.S. Arizona, sunk during the Japanese attack on Pearl Harbor on Dec. 7, 1941. An electronic rendition of the bell still tolls every 15 minutes during the day from speakers atop the UA Administration Building.

\*1958 was the first year of Arizona's pending transition to the Western Athletic Conference, with it not playing enough league games (3) to qualify for the Border Conference title. That situation lasted through 1960, and Arizona played officially as an independent in 1961 before beginning WAC play in 1962.

\*Arizona's first televised game was broadcast statewide on Nov. 28, 1953, with the Cats at Arizona State. The game was not a network telecast.

## 2013 Arizona Football Media Guide

### 1959 (Won 4, Lost 6)

Coach Jim LaRue - Captains James Geist, Gary Cropper

Sept. 19	L	14-18	Brigham Young	Tucson	21,481
Sept. 26	W	7-6	West Texas State	Canyon, Texas	8,500
Oct. 3	W	16-14	Idaho	Tucson	19,263
Oct. 17	L	7-28	New Mexico	Tucson	25,870
Oct. 24	L	0-18	Colorado	Tucson	20,076
Oct. 31	L	6-54	Utah	Salt Lake City, Utah	11,000
Nov. 7	W	30-26	Texas Tech	Tucson	12,759
Nov. 14	L	15-22	Air Force Academy	Boulder, Colo.	10,500
Nov. 21	W	14-10	Texas-El Paso	Tucson	19,062
Nov. 28	L	9-15	Arizona State	Tempe, Ariz.	32,500

### 1960 (Won 7, Lost 3)

Coach Jim LaRue - Captain Tim Matz

Sept. 24	L	3-13	Utah	Tucson	24,595
Oct. 1	W	21-19	Wyoming	Tucson	20,167
Oct. 8	L	16-35	Colorado	Boulder, Colo.	34,152
Oct. 15	L	16-17	Tulsa	Tucson	23,525
Oct. 22	W	26-14	New Mexico	Albuquerque, N.M.	14,726
Oct. 29	W	21-14	West Texas State	Tucson	23,999
Nov. 5	W	32-3	Idaho	Tucson	17,131
Nov. 12	W	28-14	Texas-El Paso	El Paso, Texas	10,500
Nov. 19	W	35-16	Kansas State	Tucson	20,814
Nov. 26	W	35-7	Arizona State	Tucson	25,793

### 1961 (Won 8, Lost 1, Tied 1)

Coach Jim LaRue - Captains Eddie Wilson, Bob Garis

Sept. 23	W	28-6	Colorado State	Tucson	25,083
Sept. 30	T	14-14	Nebraska	Lincoln, Neb.	34,721
Oct. 7	W	53-7	Hardin-Simmons	Tucson	24,453
Oct. 14	W	15-6	Oregon	Portland, Ore.	19,542
Oct. 21	W	22-21	New Mexico	Tucson	26,027
Oct. 28	L	23-27	West Texas State	Canyon, Texas	12,000
Nov. 4	W	20-15	Wyoming	Tucson	24,305
Nov. 11	W	43-7	Idaho	Tucson	21,303
Nov. 18	W	48-15	Texas-El Paso	Tucson	23,356
Nov. 25	W	22-13	Arizona State	Tempe, Ariz.	40,164

### 1962 (Won 5, Lost 5)

Coach Jim LaRue - Captains Kenneth Cook, Howard Breinig

Sept. 22	W	27-21	Brigham Young	Tucson	24,276 1st WAC G
Sept. 29	L	25-35	New Mexico	Albuquerque, N.M.	28,171
Oct. 6	L	7-17	Missouri	Columbia, Mo.	45,338
Oct. 13	L	6-20	Air Force Academy	Tucson	26,631
Oct. 20	L	8-31	Wyoming	Laramie, Wyo.	16,202
Oct. 27	W	8-3	West Texas State	Tucson	22,682
Nov. 3	L	12-14	Idaho	Tucson	22,357
Nov. 10	W	14-13	Kansas State	Tucson	20,419
Nov. 17	W	7-0	Texas-El Paso	El Paso, Texas	8,500
Nov. 24	W	20-17	Arizona State	Tucson	29,290

### 1963 (Won 5, Lost 5)

Coach Jim LaRue - Captains Gerald Zeman, Ted Christy

Sept. 21	L	0-43	Utah State	Tucson	25,284
Sept. 28	W	33-7	Brigham Young	Tucson	20,767
Oct. 5	L	2-7	Washington State	Spokane, Wash.	18,200
Oct. 12	W	13-7	Texas-El Paso	Tucson	24,902
Oct. 19	L	12-28	Oregon (TV)	Tucson	18,564
Oct. 26	W	6-3	West Texas State	Canyon, Texas	17,367
Nov. 2	W	15-7	Wyoming	Tucson	20,195
Nov. 9	W	34-7	Idaho	Tucson	17,765
Nov. 30	L	6-35	Arizona State	Tempe, Ariz.	41,140
Dec. 7	L	15-22	New Mexico	Tucson	16,569

### 1964 (Won 6, Lost 3, Tied 1)

Coach Jim LaRue - Captains John Briscoe, Larry Fairholm

Sept. 26	W	39-6	Brigham Young	Tucson	26,218
Oct. 3	W	28-12	Washington State	Tucson	31,138
Oct. 10	L	7-10	New Mexico	Albuquerque, N.M.	20,844
Oct. 17	L	0-21	Oregon	Eugene, Ore.	18,000
Oct. 24	W	15-7	Wyoming	Tucson	27,383
Oct. 23	L	0-7	Air Force (TV)	Colorado Spgs, Colo.	32,325
Nov. 7	W	14-7	Idaho	Tucson	23,513
Nov. 14	W	14-0	Texas-El Paso	El Paso, Tex.	8,355
Nov. 21	T	0-0	Iowa State	Tucson	24,595
Nov. 28	W	30-6	Arizona State	Tucson	30,847

### 1965 (Won 3, Lost 7)

Coach Jim LaRue - Captains James Pazerski, Tom Malloy

Sept. 18	W	16-9	Utah (TV)	Salt Lake City, Utah	11,063
Sept. 25	W	23-15	Kansas	Lawrence, Kan.	32,846
Oct. 2	L	0-19	Wyoming	Laramie, Wyo.	16,654
Oct. 9	L	2-24	New Mexico	Tucson	33,700
Oct. 16	L	3-21	Washington State	Spokane, Wash.	17,677
Oct. 23	L	7-13	San Jose State	Tucson	28,832
Nov. 6	W	10-3	Texas-El Paso	Tucson	24,681
Nov. 13	L	7-34	Air Force Academy	Tucson	28,391
Nov. 20	L	3-20	Brigham Young	Tucson	24,882
Nov. 27	L	6-14	Arizona State	Tempe, Ariz.	35,896

### 1966 (Won 3, Lost 7)

Coach Jim LaRue - Captains Richard King, Roger Calderwood

Sept. 17	L	20-31	Iowa	Iowa City, Iowa	37,550
Sept. 24	L	13-35	Kansas	Tucson	33,147
Oct. 1	L	6-36	Wyoming	Laramie, Wyo.	13,283
Oct. 8	W	36-15	New Mexico	Albuquerque, N.M.	21,756
Oct. 22	L	19-24	Utah	Tucson	29,121
Oct. 29	L	14-16	Brigham Young	Tucson	24,420
Nov. 5	L	12-31	Oregon State	Portland, Ore.	13,067
Nov. 12	W	28-18	Washington State	Tucson	23,061
Nov. 19	W	27-24	Iowa State	Tucson	23,904
Nov. 26	L	17-20	Arizona State	Tucson	34,130

### 1967 (Won 3, Lost 6, Tied 1)

Coach Darrell Mudra - Captains John Jones, Bill Nemeth, James Scott

Sept. 16	L	17-36	Wyoming	Tucson	36,667
Sept. 30	W	14-7	Ohio State	Columbus, Ohio	77,468
Oct. 7	L	3-17	Missouri	Columbia, Mo.	45,800
Oct. 14	T	9-9	Texas-El Paso	Tucson	36,949
Oct. 21	L	29-33	Utah	Tucson	35,348
Oct. 28	L	7-42	#10 Indiana	Tucson	33,566
Nov. 4	W	48-13	New Mexico	Tucson	20,965
Nov. 11	L	14-17	Brigham Young	Provo, Utah	24,442
Nov. 18	W	14-10	Air Force Academy	Tucson	27,657
Nov. 25	L	7-47	Arizona State	Tempe, Ariz.	41,567

### 1968 (Won 8, Lost 3)

Coach Darrell Mudra - Captains Thomas Nelson, Mike Moody

Sept. 21	W	21-12	Iowa State	Ames, Iowa	21,000
Sept. 28	W	19-8	New Mexico	Albuquerque, N.M.	13,479
Oct. 5	W	25-0	Texas-El Paso	Tucson	37,300
Oct. 19	W	19-3	Brigham Young	Tucson	37,650
Oct. 26	L	13-16	Indiana	Bloomington, Ind.	44,847
Nov. 2	W	28-14	Washington State	Tucson	31,400
Nov. 9	W	14-10	Air Force Academy	Colorado Spgs, Colo.	32,196
Nov. 16	W	16-15	Utah	Salt Lake City, Utah	16,544
Nov. 23	W	14-7	#20 Wyoming	Tucson	40,500
Nov. 30	L	7-30	#20 Arizona State Sun Bowl	Tucson	41,350
Dec. 28	L	10-34	#18 Auburn	El Paso, Texas	32,302

### 1969 (Won 3, Lost 7)

Coach Bob Weber - Captains Charles Duke, Jim Grossman

Sept. 20	L	7-23	Wyoming (TV)	Laramie, Wyo.	20,400
Sept. 27	L	27-42	Kansas St.	Tucson	38,750
Oct. 4	L	19-31	Iowa	Iowa City, Iowa	47,391
Oct. 11	L	17-34	Houston	Tucson	32,800
Oct. 18	W	26-10	Texas-El Paso	Tucson	30,000
Oct. 25	W	52-28	New Mexico	Tucson	31,500
Nov. 1	L	21-31	Brigham Young	Provo, Utah	28,941
Nov. 8	L	0-23	Syracuse	Syracuse, N.Y.	23,346
Nov. 15	W	17-16	#16 (Coaches) Utah	Tucson	23,400
Nov. 29	L	24-38	Arizona State	Tempe, Ariz.	49,106

### 1970 (Won 4, Lost 6)

Coach Bob Weber - Captains Billy McKinley, Willie Lewis, John Eggold

Sept. 19	L	9-20	#8 Michigan	Ann Arbor, Mich.	80,386
Sept. 26	W	30-29	San Jose State	Tucson	38,800
Oct. 3	W	17-10	Iowa	Tucson	37,500
Oct. 10	W	24-17	Brigham Young	Tucson	32,500
Oct. 24	L	0-24	Utah	Salt Lake City, Utah	15,046
Oct. 31	L	20-23	#7 Air Force	Tucson	36,000
Nov. 7	L	7-35	New Mexico	Albuquerque, N.M.	18,110
Nov. 14	L	17-33	Texas-El Paso	El Paso, Texas	15,605
Nov. 21	W	38-12	Wyoming	Tucson	31,000
Dec. 5	L	6-10	#9 Arizona State (TV)	Tucson	38,500

### 1971 (Won 5, Lost 6)

Coach Bob Weber - Captains Charlie McKee, Mark Arneson

Sept. 18	W	39-28	Washington State	Spokane, Wash.	13,500
Sept. 25	W	14-6	Texas-El Paso	El Paso, Texas	20,520
Oct. 2	L	10-13	Texas Tech (TV)	Tucson	31,000
Oct. 9	L	3-14	Wyoming	Laramie, Wyo.	19,100
Oct. 16	L	12-28	UCLA	Tucson	37,500
Oct. 23	W	14-3	Utah	Tucson	31,000
Oct. 30	L	28-34	New Mexico	Tucson	30,000
Nov. 6	W	34-22	Oregon State	Tucson	31,000
Nov. 13	W	27-14	Brigham Young	Provo, Utah	27,109
Nov. 20	L	10-39	San Diego State	San Diego, Calif.	21,681
Nov. 27	L	0-31	#9 Arizona State	Tempe, Ariz.	50,370

### 1972 (Won 4, Lost 7)

Coach Bob Weber - No Captains

Sept. 9	W	17-0	Colorado State	Tucson	30,000
Sept. 16	L	7-34	Oregon	Eugene, Ore.	30,000
Sept. 23	L	6-28	Washington State	Tucson	30,000
Oct. 7	L	31-42	#14 UCLA	Los Angeles, Calif.	27,321
Oct. 14	W	27-15	New Mexico (TV)	Albuquerque, N.M.	15,672
Oct. 21	L	10-35	Texas Tech	Lubbock, Texas	33,320

## 2013 Arizona Football Media Guide

Oct. 28	W	45-22	Texas-El Paso	Tucson	28,000
Nov. 4	L	27-28	Utah	Salt Lake City, Utah	19,238
Nov. 11	W	21-7	Brigham Young	Tucson	26,500
Nov. 18	L	14-22	Wyoming	Tucson	30,500
Nov. 25	L	21-38	#18 Arizona State	Tucson	38,500

### 1973 (Won 8, Lost 3)

Coach Jim Young - Captains Ransom Terrell, James O'Conner, Mark Neal					
Sept. 8	W	31-0	Colorado State	Fort Collins, Colo.	17,217
Sept. 16	W	21-7	Wyoming	Laramie, Wyo.	19,718
Sept. 22	W	26-10	Indiana	Tucson	38,643
Oct. 6	W	23-20	Iowa	Iowa City, Iowa	40,365
Oct. 13	W	22-14	New Mexico	Tucson	39,582
Oct. 20	L	17-31	Texas Tech	Tucson	40,172
Oct. 27	W	42-21	Utah (TV)	Tucson	34,219
Nov. 3	W	35-18	Texas-El Paso	El Paso, Texas	6,960
Nov. 10	W	24-10	Brigham Young	Provo, Utah	19,597
Nov. 17	L	26-27	Air Force Academy	Tucson	39,733
Nov. 24	L	19-55	#13 Arizona State	Tempe, Ariz.	51,383

### 1974 (Won 9, Lost 2)

Coach Jim Young - Captain Rex Naumetz					
Sept. 14	W	17-10	San Diego State	Tucson	38,914
Sept. 21	W	35-20	Indiana	Bloomington, Ind.	35,683
Sept. 28	W	15-10	New Mexico	Albuquerque, N.M.	24,440
Oct. 5	W	42-13	Texas-El Paso	Tucson	38,051
Oct. 12	W	41-8	Utah	Salt Lake City, Utah	24,802
Oct. 19	L	8-17	#17 Texas Tech	Lubbock, Texas	40,231
Oct. 26	L	13-37	Brigham Young (TV)	Tucson	34,116
Nov. 9	W	34-21	Colorado State	Tucson	33,116
Nov. 16	W	27-24	Air Force Academy	Colorado Spgs, Colo.	34,802
Nov. 23	W	21-14	Wyoming	Tucson	34,467
Nov. 30	W	10-0	Arizona State	Tucson	40,782

### 1975 (Won 9, Lost 2)

Coach Jim Young - Captain Bruce Hill					
Sept. 20	W	16-0	Pacific	Tucson	37,720
Sept. 27	W	14-0	Wyoming	Laramie, Wyo.	21,720
Oct. 4	W	41-6	Northwestern	Tucson	38,501
Oct. 11	W	36-0	Texas-El Paso	El Paso, Texas	15,700
Oct. 18	W	32-28	Texas Tech	Tucson	39,854
Oct. 25	L	34-44	New Mexico	Tucson	35,878
Nov. 1	W	36-20	Brigham Young	Provo, Utah	27,882
Nov. 8	W	31-24	#13 San Diego State	San Diego, Calif.	53,611
Nov. 15	W	31-9	Colorado State	Fort Collins, Colo.	19,887
Nov. 22	W	38-14	Utah	Tucson	39,227
Nov. 29	L	21-24	#8 Arizona State	Tempe, Ariz.	51,388

### 1976 (Won 5, Lost 6)

Coach Jim Young - Captain Obra Erby					
Sept. 11	W	31-19	Auburn	Tucson	52,206
Sept. 18	L	9-37	#5 UCLA	Los Angeles, Calif.	41,651
Sept. 25	L	16-23	Brigham Young	Tucson	45,918
Oct. 2	W	27-15	Northwestern	Evanston, Ill.	23,097
Oct. 9	W	63-12	Texas-El Paso	Tucson	42,177
Oct. 23	L	27-52	#8 Texas Tech	Lubbock, Texas	44,890
Oct. 30	W	38-35	Utah	Salt Lake City, Utah	18,231
Nov. 6	L	24-26	Wyoming	Tucson	51,809
Nov. 13	W	23-6	Colorado State	Tucson	44,716
Nov. 20	L	15-21	New Mexico	Albuquerque, N.M.	15,121
Nov. 27	L	10-27	Arizona State	Tucson	56,807

### 1977 (Won 5, Lost 7)

Coach Tony Mason - Captain Jon Abbott					
Sept. 10	L	10-21	Auburn	Auburn, Ala.	45,500
Sept. 17	L	14-21	San Diego St. (TV)	Tucson	42,135
Sept. 24	W	41-7	Iowa	Iowa City, Iowa	53,110
Oct. 1	L	12-13	Wyoming	Laramie, Wyo.	25,133
Oct. 8	L	26-32	#17 Texas Tech	Tucson	41,500
Oct. 22	W	45-17	Utah	Tucson	43,500
Oct. 29	L	14-34	#17 Brigham Young	Provo, Utah	33,106
Nov. 5	L	14-35	Colorado State	Tucson	41,016
Nov. 12	W	15-13	New Mexico	Tucson	40,500
Nov. 19	W	41-24	Texas-El Paso	El Paso, Texas	7,100
Nov. 26	L	7-23	#19 ASU (TV)	Tempe, Ariz.	56,326
Dec. 3	W	17-10	Hawaii	Honolulu, Hawaii	30,994

### 1978 (Won 5, Lost 6)

Coach Tony Mason - Captains Corky Ingraham, Neil Orr					
Sept. 9	W	31-0	Kansas State	Tucson	50,484
Sept. 16	W	21-7	Oregon State^	Tucson	49,056
Sept. 23	L	26-41	Texas Tech	Lubbock, Texas	41,712
Sept. 30	W	23-3	Iowa	Tucson	46,851
Oct. 7	L	17-21	#3 Michigan	Ann Arbor, Mich.	104,913
Oct. 14	L	20-33	California	Tucson	54,121
Oct. 27	L	14-24	#10 UCLA	Los Angeles, Calif.	41,077
Nov. 4	L	21-31	#20 Washington	Seattle, Wash.	47,587
Nov. 11	W	24-3	Oregon	Eugene, Ore.	26,200
Nov. 18	W	31-24	Washington State	Tucson	49,557
Nov. 25	L	17-18	Arizona State	Tucson	58,090

(^ First Pacific-10 Conference Game)

### 1979 (Won 6, Lost 5, Tied 1)

Coach Tony Mason - Captains Jim Krohn, Cleveland Crosby					
Sept. 1	W	33-17	Colorado State	Tucson	50,323
Sept. 8	W	22-7	Washington State	Pullman, Wash.	26,753
Sept. 15	L	7-10	California	Tucson	52,124
Sept. 22	T	14-14	Texas Tech (TV)	Tucson	40,476
Sept. 29	W	38-18	San Jose State	Tucson	48,061
Oct. 13	W	24-13	Oregon	Tucson	47,681
Oct. 20	L	10-30	Stanford	Tucson	55,217
Nov. 3	L	7-34	#3 USC	Los Angeles, Calif.	62,054
Nov. 10	L	10-42	San Diego State	San Diego, Calif.	38,581
Nov. 17	W	42-18	Oregon State	Tucson	45,162
Nov. 24	W	27-24	Arizona State	Tempe, Ariz.	70,947
Dec. 25	L	10-16	#10 Pittsburgh (TV)	Tempe, Ariz.	55,347

### 1980 (Won 5, Lost 6)

Coach Larry Smith - Captain Hubie Oliver					
Sept. 20	L	13-15	Colorado State	Tucson	48,511
Sept. 27	W	31-24	California	Berkeley, Calif.	41,000
Oct. 4	W	5-3	Iowa	Iowa City, Iowa	59,950
Oct. 11	L	10-27	#2 USC	Tucson	54,789
Oct. 18	L	14-38	Washington State	Tucson	47,132
Oct. 25	L	3-20	#2 Notre Dame	Tucson	56,211
Nov. 1	W	23-17	#2 UCLA	Tucson	42,876
Nov. 8	L	22-45	Washington	Seattle, Wash.	46,279
Nov. 15	W	63-35	Pacific	Tucson	39,576
Nov. 22	W	24-7	Oregon State	Corvallis, Ore.	15,300
Nov. 29	L	7-44	Arizona State (TV)	Tucson	53,108

### 1981 (Won 6, Lost 5)

Coach Larry Smith - Captain Bob Gareeb					
Sept. 12	L	18-35	#12 UCLA	Tucson	49,311
Sept. 19	L	13-14	California	Tucson	40,096
Sept. 26	W	37-16	Fullerton State	Tucson	36,279
Oct. 3	W	17-13	Stanford	Tucson	41,110
Oct. 10	W	13-10	#1 USC	Los Angeles, Calif.	56,315
Oct. 17	W	18-14	Oregon	Eugene, Ore.	24,264
Oct. 24	L	19-34	#16 Wash. State	Tucson	50,265
Oct. 31	W	48-15	Texas-El Paso	Tucson	35,642
Nov. 14	W	40-7	Oregon State	Corvallis, Ore.	8,000
Nov. 21	L	17-23	Fresno State	Tucson	38,107
Nov. 28	L	13-24	#18 Arizona State	Tempe, Ariz.	69,714

### 1982 (Won 6, Lost 4, Tied 1)

Coach Larry Smith - Captain Al Gross					
Sept. 11	W	38-12	Oregon State	Tucson	35,599
Sept. 18	L	13-23	#1 Washington	Tucson	48,984
Sept. 25	L	14-17	Iowa	Tucson	41,353
Oct. 9	T	24-24	#8 UCLA	Pasadena, Calif.	50,133
Oct. 16	W	16-13	#9 Notre Dame	South Bend, Ind.	50,075
Oct. 23	W	55-7	Pacific	Tucson	45,800
Oct. 30	W	34-17	Wash. State (TV)	Pullman, Wash.	27,412
Nov. 6	W	41-27	Stanford	Palo Alto, Calif.	41,789
Nov. 13	L	41-48	#16 USC	Tucson	55,110
Nov. 20	L	7-13	Oregon	Eugene, Ore.	16,489
Nov. 27	W	28-18	#6 Arizona State	Tucson	58,515

### 1983 (Won 7, Lost 3, Tied 1)

Coach Larry Smith - Captains Chris Brewer, Ricky Hunley					
Sept. 3	W	50-6	Oregon State	Tucson	40,570
Sept. 10	W	38-0	Utah	Tucson	44,904
Sept. 17	W	45-6	Washington State	Pullman, Wash.	25,000
Sept. 24	W	27-10	Fullerton State	Tucson	43,107
Oct. 1	T	33-33	California (TV)	Berkeley, Calif.	40,018
Oct. 8	W	52-21	Colorado State	Tucson	40,309
Oct. 15	L	10-19	Oregon	Tucson	45,233
Oct. 22	L	22-31	Stanford	Palo Alto, Calif.	40,208
Nov. 5	L	22-23	#20 Washington	Tucson	48,808
Nov. 12	W	27-24	UCLA (TV)	Tucson	42,640
Nov. 26	W	17-15	Arizona State	Tempe, Ariz.	70,033

### 1984 (Won 7, Lost 4)

Coach Larry Smith - Captain LaMonte Hunley					
Sept. 1	L	22-27	Fresno State	Tucson	43,477
Sept. 8	W	23-13	California	Tucson	41,244
Sept. 15	W	27-8	Oregon State	Portland, Ore.	25,139
Sept. 22	L	26-27	#12 Louisiana State	Baton Rouge, La.	78,052
Sept. 29	W	31-24	Long Beach State	Tucson	41,910
Oct. 6	W	28-14	#19 Oregon	Tucson	40,848
Oct. 20	L	14-17	#14 USC	Los Angeles, Calif.	65,411
Oct. 27	L	12-28	#1 Washington	Seattle, Wash.	57,467
Nov. 3	W	45-10	Utah State	Tucson	44,225
Nov. 10	W	28-14	Stanford	Tucson	48,836
Nov. 24	W	16-10	Arizona State	Tucson	58,132

### 1985 (Won 8, Lost 3, Tied 1)

Coach Larry Smith - Captain Allan Durden					
Sept. 7	W	23-10	Toledo	Tucson	44,691

## 2013 Arizona Football Media Guide

Sept. 14	W	12-7	Washington State	Tucson	46,437
Sept. 21	W	23-17	California	Berkeley, Calif.	39,500
Sept. 28	L	13-14	Colorado	Tucson	45,503
Oct. 5	W	28-6	#6 South.Methodist	Tucson	52,114
Oct. 19	W	41-0	San Jose State	Tucson	45,361
Oct. 26	L	17-28	Stanford	Palo Alto, Calif.	40,000
Nov. 2	W	27-6	Oregon State	Corvallis, Ore.	21,384
Nov. 9	L	19-24	#14 UCLA	Tucson	57,779
Nov. 16	W	20-8	Oregon	Tucson	35,779
Nov. 23	W	16-13	#20 (coaches) ASU	Tempe, Ariz.	72,345
Sun Bowl					
Dec. 28	T	13-13	Georgia	El Paso, Texas	52,203

### 1986 (Won 9, Lost 3)

Coach Larry Smith - Captain Byron Evans

Sept. 6	W	37-3	Houston	Tucson	52,433
Sept. 13	W	37-10	Colorado State	Tucson	49,003
Sept. 20	W	41-17	Oregon	Eugene, Ore.	28,773
Sept. 27	W	24-21	Colorado (TV)	Boulder, Colo.	41,024
Oct. 11	L	25-32	UCLA (TV)	Pasadena, Calif.	51,279
Oct. 18	W	23-12	Oregon State	Tucson	52,669
Oct. 25	W	33-16	California	Tucson	49,016
Nov. 1	L	13-20	#18 USC	Tucson	55,046
Nov. 8	W	31-6	Washington State	Pullman, Wash.	17,000
Nov. 22	W	34-17	#4 Arizona State (TV)	Tucson	58,267
Nov. 30	L	24-29	Stanford (TV)	Tokyo, Japan	55,000
Aloha Bowl					
Dec. 27	W	30-21	North Carolina (TV)	Honolulu, Hawaii	26,743

### 1987 (Won 4, Lost 4, Tied 3)

Coach Dick Tomey - Captains Chuck Cecil, Randy Kindred, Kevin McKinney, Charles Webb

Sept. 12	L	14-15	Iowa	Tucson	57,284
Sept. 19	W	20-9	New Mexico	Tucson	46,094
Sept. 26	L	24-34	#13 UCLA	Pasadena, Calif.	55,823
Oct. 3	W	45-7	Bowling Green	Tucson	43,948
Oct. 10	T	23-23	California	Berkeley, Calif.	35,000
Oct. 17	W	31-17	Oregon State	Tucson	48,494
Oct. 24	L	28-45	Washington State	Pullman, Wash.	22,269
Oct. 31	W	23-13	Stanford	Palo Alto, Calif.	34,000
Nov. 7	T	21-21	Washington	Tucson	50,021
Nov. 14	L	10-12	Southern California	Los Angeles, Calif.	51,428
Nov. 28	T	24-24	Arizona State (TV)	Tempe, Ariz.	70,839

### 1988 (Won 7, Lost 4)

Coach Dick Tomey - Captains James DeBow, Brad Henke, Bret Holley, Joe Tofflemire

Sept. 3	W	24-13	Oregon State	Corvallis, Ore.	23,142
Sept. 10	W	35-19	Texas Tech	Tucson	46,334
Sept. 17	L	10-28	#4 Oklahoma	Norman, Okla.	75,004
Sept. 24	W	55-0	Eastern Michigan	Tucson	46,532
Oct. 1	L	15-38	#3 Southern Cal (TV)	Tucson	52,314
Oct. 15	W	45-28	#20 Wash.St. (TV)	Tucson	48,287
Oct. 22	L	3-24	#1 UCLA (TV)	Tucson	49,922
Oct. 29	L	7-10	California (TV)	Tucson	47,182
Nov. 5	W	16-13	Washington	Seattle, Wash.	65,504
Nov. 12	W	41-27	Oregon (TV)	Tucson	40,367
Nov. 26	W	28-18	Arizona State (TV)	Tucson	56,978

### 1989 (Won 8, Lost 4)

Coach Dick Tomey - Captain Kevin Singleton

Sept. 2	W	19-3	Stanford (TV)	Tucson	48,712
Sept. 9	L	14-24	Texas Tech	Lubbock, Tex.	35,940
Sept. 16	W	6-3	#6 Oklahoma	Tucson	50,931
Sept. 23	W	20-17	#11 Washington (TV)	Tucson	50,935
Sept. 30	L	10-16	Oregon (TV)	Eugene, Ore.	39,631
Oct. 14	W	42-7	#22 UCLA (TV)	Tucson	51,562
Oct. 21	W	23-21	#15 Wash.State	Pullman, Wash.	36,090
Oct. 28	W	38-14	Pacific	Tucson	46,449
Nov. 4	L	28-29	California (TV)	Berkeley, Calif.	29,000
Nov. 11	L	3-24	#9 Southern Cal (TV)	Tucson	52,606
Nov. 25	W	28-10	Arizona State	Tempe, Ariz.	74,926
Copper Bowl					
Dec. 31	W	17-10	N. Carolina State (TV)	Tucson	37,237

### 1990 (Won 7, Lost 5)

Coach: Dick Tomey. Captains: Darryll Lewis, Gary Coston, Kevin Singleton, Rick Warren

Sept. 8	W	28-16	#11 Illinois	Tucson	53,330
Sept. 15	W	25-10	New Mexico	Albuquerque, N.M.	26,472
Sept. 22	W	22-17	#23 (coaches) Ore	Tucson	53,283
Sept. 29	L	25-30	California (TV)	Tucson	52,731
Oct. 6	W	28-21	UCLA (TV)	Pasadena, Calif.	50,156
Oct. 13	L	21-35	Oregon State	Corvallis, Ore.	21,623
Oct. 20	W	35-26	#15 USC (TV)	Los Angeles, Calif.	68,212
Oct. 27	W	42-34	Washington St. (TV)	Tucson	55,520
Nov. 3	L	10-54	#5 Washington (TV)	Seattle, Wash.	70,111
Nov. 10	L	10-23	Stanford	Tucson	52,609
Nov. 24	W	21-17	Arizona State (TV)	Tucson	57,112
Aloha Bowl					
Dec. 25	L	0-28	Syracuse (TV)	Honolulu, Hawaii	32,217

### 1991 (Won 4, Lost 7)

Coach Dick Tomey - Captains John Fina, Craig Gilbert, Bobby Roland

Sept. 7	L	14-38	#2 Ohio State (TV)	Columbus, Ohio	92,743
Sept. 14	W	28-23	Stanford (TV)	Tucson	43,055
Sept. 21	L	21-23	#24 California (TV)	Tucson	46,715
Sept. 28	W	45-21	Long Beach State	Tucson	46,334
Oct. 5	L	0-54	#3 Washington (TV)	Seattle, Wash.	72,495
Oct. 12	L	14-54	UCLA	Los Angeles, Calif.	45,944
Oct. 26	L	9-36	#2 Miami, Fla.	Tucson	53,349
Nov. 2	W	45-21	Oregon State	Tucson	42,082
Nov. 9	L	27-40	Washington State	Pullman, Wash.	21,520
Nov. 16	W	31-14	Southern Cal. (TV)	Tucson	41,053
Nov. 23	L	14-37	Arizona State	Tempe, Ariz.	73,427

### 1992 (Won 6, Lost 5, Tied 1)

Coach: Dick Tomey. Captains: Heath Bray, Richard Maddox, George Malauulu, Ty Parten

Sept. 5	W	49-3	Utah State	Tucson	37,239
Sept. 12	L	20-23	Washington St. (TV)	Tucson	39,112
Sept. 19	T	14-14	Oregon State	Corvallis, Ore.	25,107
Sept. 26	L	7-8	#1 Miami	Miami, Fla.	47,049
Oct. 3	W	23-3	#11 UCLA (TV)	Tucson	50,708
Oct. 17	W	21-6	#8 Stanford	Palo Alto, Calif.	47,217
Oct. 24	W	24-17	California (TV)	Berkeley, Calif.	46,000
Oct. 31	W	30-0	New Mexico State	Tucson	38,463
Nov. 7	W	16-3	#1 Washington (TV)	Tucson	58,510
Nov. 14	L	7-14	#18 USC (TV)	Los Angeles, Calif.	53,849
Nov. 21	L	6-7	Arizona State	Tucson	58,095
John Hancock Bowl					
Dec. 31	L	15-20	Baylor (TV)	El Paso, Texas	41,622

### 1993 (Won 10, Lost 2)

Coach Dick Tomey - Captains Brant Boyer, Billy Johnson, Jey Phillips

Sept. 4	W	24-6	Texas-El Paso	Tucson	44,414
Sept. 11	W	16-13	Pacific	Tucson	42,292
Sept. 18	W	16-14	Illinois	Champaign, Ill.	51,110
Sept. 25	W	33-0	Oregon State	Corvallis, Ore.	27,215
Oct. 2	W	38-7	Southern Cal (TV)	Tucson	56,075
Oct. 16	W	27-24	Stanford (TV)	Tucson	57,799
Oct. 23	W	9-6	#25 WSU (TV)	Tucson	46,675
Oct. 30	L	17-37	#15 UCLA (TV)	Pasadena, Calif.	66,656
Nov. 6	W	31-10	Oregon	Tucson	57,309
Nov. 13	L	20-24	California (TV)	Berkeley, Calif.	35,000
Nov. 26	W	34-20	Arizona State (TV)	Tempe, Ariz.	73,115
IBM OS/2 Fiesta Bowl					
Jan. 1	W	29-0	#10 Miami (Fla.) (TV)	Tempe, Ariz.	72,260

### 1994 (Won 8, Lost 4)

Coach Dick Tomey - Captains Ontiwaun Carter, Sean Harris, Steve McLaughlin, Warner Smith

Sept. 1	W	19-14	Georgia Tech (TV)	Atlanta, Ga.	45,112
Sept. 10	W	44-0	New Mexico State	Tucson	52,889
Sept. 24	W	34-10	Stanford (TV)	Palo Alto, Calif.	42,593
Oct. 1	W	30-10	Oregon State	Tucson	54,245
Oct. 8	L	16-21	#23 Colorado State	Tucson	56,534
Oct. 15	W	10-7	#20 Wash.St. (TV)	Pullman, Wash.	37,600
Oct. 22	W	34-24	UCLA (TV)	Tucson	58,817
Oct. 29	L	9-10	Oregon (TV)	Eugene, Ore.	36,760
Nov. 5	W	13-6	California	Tucson	58,374
Nov. 12	L	28-45	#17 USC (TV)	Los Angeles, Calif.	61,264
Nov. 25	W	28-27	Arizona State (TV)	Tucson	58,810
Freedom Bowl					
Dec. 27	L	13-16	#14 Utah (TV)	Anaheim, Calif.	27,477

### 1995 (Won 6, Lost 5)

Coach Dick Tomey - Captains Tedy Bruschi, Brandon Sanders, Dan White

Sept. 2	W	41-9	Pacific	Tucson	48,434
Sept. 7	W	20-19	Georgia Tech (TV)	Tucson	46,786
Sept. 16	L	7-9	Illinois (TV)	Champaign, Ill.	57,134
Sept. 23	L	10-31	#5 Southern Cal (TV)	Tucson	58,503
Sept. 30	W	20-15	California (TV)	Tucson	44,564
Oct. 14	L	10-17	UCLA (TV)	Los Angeles, Calif.	43,798
Oct. 21	L	17-31	Washington	Tucson	58,471
Oct. 28	W	24-14	Washington St. (TV)	Pullman, Wash.	38,924
Nov. 4	W	14-9	Oregon State (TV)	Corvallis, Ore.	22,913
Nov. 11	L	13-17	Oregon (TV)	Tucson	53,736
Nov. 24	W	31-28	Arizona State (TV)	Tempe, Ariz.	67,606

### 1996 (Won 5, Lost 6)

Coach Dick Tomey - Captains Joe Salave'a, Armon Williams, Richard Dice

Aug. 31	W	23-3	Texas-El Paso	Tucson	40,388
Sept. 7	L	20-21	Iowa (TV)	Iowa City, Iowa	68,267
Sept. 14	W	41-0	Illinois (TV)	Tucson	43,012
Sept. 21	L	17-31	#24 Washington (TV)	Seattle, Wash.	73,414
Oct. 5	W	34-26	Washington St.	Tucson	47,405
Oct. 12	L	7-14	Southern Cal (TV)	Los Angeles, Calif.	51,088
Oct. 26	W	33-7	Oregon State	Tucson	43,716
Nov. 2	L	55-56	California [4 OT]	Berkeley, Calif.	35,000
Nov. 9	L	31-49	Oregon	Eugene, Ore.	40,721
Nov. 16	W	35-17	UCLA	Tucson	47,171
Nov. 23	L	14-56	Arizona State	Tucson	59,920

## 2013 Arizona Football Media Guide

### 1997 (Won 7, Lost 5)

Coach: Dick Tomey • Captains Rusty James, Jimmy Sprotte, Rodney Williams				
Sept. 4	L	9-16	Oregon (TV)	Eugene, Ore. 38,035
Sept. 13	W	24-10	Alabama-Birmingham	Tucson 36,309
Sept. 20	L	20-26	#9 Ohio State (TV)	Columbus, Ohio 91,152
Sept. 27	L	27-40	#24 UCLA (TV)	Pasadena, Calif. 50,188
Oct. 4	W	31-28	San Diego State	Tucson 39,195
Oct. 11	W	28-22	#16 Stanford (TV)	Tucson 40,273
Oct. 18	L	28-58	#12 Washington (TV)	Tucson 50,585
Oct. 25	L	34-35 OT	#10 Wash. St. (TV)	Pullman, Wash. 31,137
Nov. 8	W	27-7	Oregon State	Tucson 39,754
Nov. 15	W	41-38 OT	California (TV)	Tucson 37,111
Nov. 28	W	28-16	#12 Ariz. State (TV)	Tempe, Ariz. 73,682
Insight.com Bowl				
Dec. 27	W	20-14	New Mexico (TV)	Tucson 49,385

### 1998 (Won 12, Lost 1)

Coach: Dick Tomey • Captains Chris McAlister, Kelvin Eafon, Barrett Baker				
Sept. 3	W	27-6	Hawaii (ESPN2)	Honolulu, Hawaii 38,745
Sept. 12	W	31-14	Stanford (KTTU)	Stanford, Calif. 30,096
Sept. 19	W	35-11	Iowa (FOX Sports Net)	Tucson 52,634
Sept. 24	W	35-16	San Diego State (ESPN)	San Diego, Calif. 23,811
Oct. 3	W	31-28	#20 Washington (FSN)	Seattle, Wash. 71,469
Oct. 10	L	28-52	#5 UCLA (Fox Sports)	Tucson 58,738
Oct. 17	W	28-7	Ore. State (KTTU)	Corvallis, Ore. 30,231
Oct. 24	W	45-7	Northeast La. (KTTU)	Tucson 39,218
Oct. 31	W	38-3	#12 Oregon (FSN synd.)	Tucson 44,931
Nov. 7	W	41-7	Washington St. (KTTU)	Tucson 47,761
Nov. 14	W	27-23	California (FS synd.)	Berkeley, Calif. 36,500
Nov. 27	W	50-42	Arizona State (Fox Net)	Tucson 57,953
Culligan Holiday Bowl				
Dec. 30	W	23-20	#9 Nebraska (ESPN)	San Diego, Calif. 65,354

### 1999 (Won 6, Lost 6)

Coach Dick Tomey • Captains Dennis Northcutt, Marcus Bell, DaShon Polk				
Aug. 28	L	7-41	#3 Penn State (ABC)	University Park, Pa. 97,168
Sept. 5	W	35-31	Texas Christian (FSN)	Fort Worth, Texas 34,612
Sept. 11	W	34-19	Middle Tennessee (FSNA)	Tucson 48,573
Sept. 18	L	22-50	Stanford (FSN)	Tucson 47,273
Sept. 25	W	30-24	Washington St. (FSNA)	Pullman, Wash. 26,787
Oct. 9	W	31-24	#22 Southern Cal (ABC)	Tucson 51,418
Oct. 16	W	34-21	Texas-El Paso (FSNA)	Tucson 47,776
Oct. 23	L	41-44	Oregon (FSN)	Tucson 55,251
Oct. 30	W	33-7	UCLA (FSNA)	Los Angeles 42,612
Nov. 6	L	25-33	Washington (ABC)	Tucson 56,614
Nov. 13	L	20-28	Oregon State (FSN)	Corvallis, Ore. 33,314
Nov. 27	L	27-42	Arizona State (ABC)	Tempe, Ariz. 68,102

### 2000 (Won 5, Lost 6)

Coach Dick Tomey • Captains Adrian Koch, Joe Tafoya, Ortege Jenkins				
Sept. 2	W	17-3	Utah (ESPN2)	Salt Lake City, Utah 41,352
Sept. 9	L	17-27	#18 Ohio State (FSN)	Tucson 57,367
Sept. 16	W	17-3	San Diego St. (KWBA)	Tucson 44,973
Sept. 30	W	27-3	Stanford (WB/FSNA)	Stanford, Calif. 31,165
Oct. 7	W	31-15	#22 Southern Cal (ABC)	Los Angeles, Calif. 49,342
Oct. 14	W	53-47 OT	Washington St. (KWBA)	Tucson 50,350
Oct. 21	L	10-14	#7 Oregon (FSN)	Eugene, Ore. 45,950
Oct. 28	L	24-27	UCLA (ABC)	Tucson 45,540
Nov. 4	L	32-35	#8 Washington (ABC)	Seattle, Wash. 70,411
Nov. 11	L	9-33	#10 Oregon State (FSN)	Tucson 44,109
Nov. 24	L	17-30	Arizona State (FSN)	Tucson 54,297

### 2001 (Won 5, Lost 6)

Coach John Mackovic • Captains S. Grace, Brandon Nash, Anthony Thomas				
Aug. 30	W	23-10	at San Diego State (ESPN2)	San Diego 28,366
Sept. 8	W	36-29	Idaho (FSNA)	Tucson 44,250
Sept. 22	W	38-21	Nevada-Las Vegas (KWBA)	Tucson 47,031
Sept. 28	L	21-48	*Washington State (KWBA)	Tucson 42,729
Oct. 6	L	28-63	#8 *Oregon (FSN)	Tucson 45,258
Oct. 13	L	3-38	*at Oregon State (FSN)	Corvallis, Ore. 36,619
Oct. 20	L	28-31	*at #15 Wash. (FSN Syn)	Seattle 71,108
Oct. 27	L	34-41	*USC (FSN Syn)	Tucson 46,399
Nov. 3	W	38-24	*at Cal KWBA (FSNA)	Berkeley, Calif. 26,222
Nov. 10	L	37-51	*Stanford (ABC West)	Tucson 40,632
Nov. 23	W	34-21	*at Arizona State (FSN)	Tempe, Ariz. 55,831

### 2002 (Won 4, Lost 8)

Coach John Mackovic • L. Briggs, J. Johnson, M. Freitas, B. Wade, J. Worcester				
Aug. 31	W	37-3	Northern Arizona (FSNA)	Tucson 48,446
Sept. 14	W	23-17	Utah (FSNA)	Tucson 44,243
Sept. 21	L	10-31	at #22 Wisconsin (ESPN2)	Madison, Wis. 78,582
Sept. 28	W	14-9	North Texas	Tucson 37,917
Oct. 5	L	14-31	#8 Oregon (FSN)	Tucson 47,356
Oct. 12	L	28-32	at #22 Washington (FSNA)	Seattle 71,016
Oct. 17	L	6-16	at Stanford (FSNA-KWBA)	Palo Alto 33,800
Oct. 26	L	13-21	#9 Washington State (FSN)	Corvallis, Ore. 46,462
Nov. 2	L	3-38	at Oregon State (FSNA)	Corvallis, Ore. 36,644
Nov. 9	L	7-37	UCLA (FSNA)	Tucson 43,613
Nov. 16	W	52-41	at California	Berkeley 28,808
Nov. 29	L	20-34	Arizona State (FSN)	Tucson 47,005

### 2003 (Won 2, Lost 10)

Coach John Mackovic/Mike Hankwitz * R. Sampay, C. Hardt, G. Love				
Aug. 30	W	42-7	UTEP	Tucson 40,264
Sept. 6	L	13-59	#13 LSU (TBS national)	Tucson 46,110
Sept. 13	L	10-48	Oregon (TBS national)	Tucson 40,462
Sept. 20	L	7-59	#25 Purdue	W. Lafayette 52,310
Sept. 27	L OT	10-13	#19 TCU (FSNA-KWBA)	Tucson 40,515
Oct. 4	L	7-30	#14 Washington St. (FSNA)	Pullman, Wash. 34,923
Oct. 11	L	21-24	UCLA (FSN)	Tucson 44,481
Oct. 25	L	14-42	California	Berkeley, Calif. 33,249
Nov. 1	L	23-52	Oregon State (FSNA)	Corvallis, Ore. 36,168
Nov. 8	W	27-22	Washington (FSNA)	Tucson 48,319
Nov. 15	L	0-45	#2 USC (TBS national)	Tucson 39,201
Nov. 28	L	7-28	Arizona State (FSN)	Tempe, Ariz. 55,498

### 2004 (Won 3, Lost 8)

Coach: Mike Stoops. Captains: Darrell Brooks, Mike Bell, Steve Fleming, Andre Torrey, Keoki Fraser, Carlos Williams				
Sept. 4	W	21-3	Northern Arizona (FSNAZ)	Tucson 49,741
Sept. 11	L	6-23	#17 Utah (FSNAZ)	Tucson 52,790
Sept. 18	L	7-9	#20 Wisconsin (FSN)	Tucson 50,275
Oct. 2	L	19-20	Washington State (ABC)	Tucson 43,579
Oct. 9	L	17-31	at UCLA	Los Angeles 57,638
Oct. 16	L	14-28	at Oregon	Eugene, Ore. 58,237
Oct. 23	L	0-38	#7 California	Tucson 52,049
Oct. 30	L	14-28	Oregon State	Tucson 47,245
Nov. 6	W	23-13	at Washington	Seattle 63,225
Nov. 13	L	9-49	at #1 USC (FSN)	Los Angeles 80,167
Nov. 26	W	34-27	#18 Arizona State (FSN)	Tucson 55,095

### 2005 (Won 3, Lost 8)

Coach: Mike Stoops. Captains: Darrell Brooks, Mike Bell, Gilbert Harris, Kili Lefotu (*results of game below later vacated by NCAA)				
Sept. 2	L	24-27	at Utah (ESPN)	Salt Lake City 45,528
Sept. 10	W	31-12	Northern Arizona (FSNAZ)	Tucson 55,728
Sept. 17	L	24-31	#12 Purdue	Tucson 56,400
Oct. 1	L	0-28	at #12 California (TBS)	Berkeley, Calif. 55,944
Oct. 8	L	21-42	at #1 USC (FSN)	Los Angeles 90,221
Oct. 15	L	16-20	Stanford	Tucson 54,216
Oct. 22	L	21-28	#15 Oregon	Tucson 48,052
Oct. 29	W	29-27	at Oregon State	Corvallis, Ore. 40,759
Nov. 5	W	52-14	#7 UCLA (FSNW2)	Tucson 55,775
Nov. 12	L	14-38	Washington (FSNAZ)	Tucson 52,505
Nov. 25	L	20-23	at Arizona State (FSN)	Tempe, Ariz. 67,635

### 2006 (Won 6, Lost 6)

Coach: Mike Stoops * Captains: A. Cason, S. Steptoe, S. Larsen, M. Johnson				
Sept. 2	W	16-13	Brigham Young (TBS)	Tucson 58,450
Sept. 9	L	3-45	at #8 LSU (ESPN2)	Baton Rouge 92,221
Sept. 16	W	28-10	Stephen F. Austin (FSNA)	Tucson 47,402
Sept. 23	L	3-20	#3 USC (ABC)	Tucson 58,801
Sept. 30	L	10-21	Washington	Tucson 55,409
Oct. 7	L	7-27	at UCLA (FSNA)	Pasadena, Calif. 65,644
Oct. 14	W	20-7	at Stanford	Palo Alto, Calif. 39,317
Oct. 21	L	10-17	Oregon State	Tucson 57,113
Nov. 4	W	27-17	at #25 WSU	Pullman, Wash. 35,117
Nov. 11	W	24-20	#8 California (ABC)	Tucson 55,519
Nov. 18	W	37-10	at Oregon (FSNA)	Eugene, Ore. 58,029
Nov. 25	L	14-28	Arizona State (FSN)	Tucson 57,895

### 2007 (Won 5, Lost 7)

Coach: Mike Stoops * Captains: Cason, Larsen, E. Britton, Tuitama, A. Johnson				
Sept. 1	L	7-20	Brigham Young (Versus)	Provo, Utah 64,525
Sept. 8	W	45-24	Northern Arizona	Tucson 52,638
Sept. 16	L	27-29	New Mexico (FSNA)	Tucson 51,996
Sept. 22	L	27-45	#8 Cal (Versus)	Berkeley, Calif. 56,021
Sept. 29	W	48-20	Washington St. (FSNA)	Tucson 50,945
Oct. 6	L	16-31	Oregon State	Corvallis, Ore. 40,489
Oct. 13	L	13-20	#10 USC (ABC)	Los Angeles 84,671
Oct. 20	L	20-21	Stanford (FSNA)	Tucson 55,270
Oct. 27	W	48-41	Washington (FSNA-syn)	Seattle 61,124
Nov. 3	W	34-27	UCLA (ABC)	Tucson 51,727
Nov. 15	W	34-24	#2 Oregon (ESPN)	Tucson 50,387
Dec. 1	L	17-20	#13 Arizona State (ESPN2)	Tempe, Ariz. 71,706

### 2008 (Won 8, Lost 5)

Coach: Mike Stoops * Capt: Britton, Ness, R. Palmer, M. Thomas, Tuitama				
Aug. 31	W	70-0	Idaho	Tucson 47,511
Sept. 6	W	41-16	Toledo	Tucson 50,939
Sept. 13	L	28-36	New Mexico (CBSC)	Albuquerque 32,337
Sept. 20	W	31-10	UCLA (FSN)	Pasadena, Calif. 65,434
Oct. 4	W	48-14	Washington (Versus)	Tucson 55,624
Oct. 11	L	23-24	Stanford	Palo Alto, Calif. 30,689
Oct. 18	W	42-27	#25 California (FSNA)	Tucson 48,372
Oct. 25	L	10-17	#6 USC (FSN)	Tucson 57,427
Nov. 8	W	59-28	Washington State	Pullman, Wash. 24,118
Nov. 15	L	45-55	Oregon (FSAZ)	Eugene, Ore. 58,368
Nov. 22	L	17-19	#22 Oregon State (Vs)	Tucson 48,503
Dec. 6	W	31-10	Arizona State (ESPN)	Tucson 58,704

## 2013 Arizona Football Media Guide

Date	Opponent	Location	Score
Dec. 20	Las Vegas Bowl, Las Vegas	Las Vegas	40,047
	W 31-21 #17 BYU (ESPN)		

**2009 (Won 8, Lost 5)**  
 Coach: Mike Stoops \* Captains: C. Nelson, E. Mitchell, T. Turner, C. Baxter

Sept. 5	W 19-6	Central Michigan (KWBA)	Tucson	51,683
Sept. 12	W 34-17	Northern Arizona (KGUN)	Tucson	50,623
Sept. 19	L 17-27	at Iowa (ABC/ESPN2)	Iowa City, Iowa	70,585
Sept. 26	W 37-32	at Oregon State (Versus)	Corvallis, Ore.	42,119
Oct. 10	L 33-36	at Washington (FSAZ)	Seattle	61,621
Oct. 17	W 43-38	Stanford (Versus)	Tucson	53,479
Oct. 24	W 27-13	UCLA (FSAZ)	Tucson	51,440
Nov. 7	W 48-7	Washington State (FCS)	Tucson	50,242
Nov. 14	L 16-24	at California (Versus)	Berkeley, Calif.	53,347
Nov. 21	L 41-44	-2 OT #11 Oregon (ABC)	Tucson	57,863
Nov. 28	W 20-17	at Arizona State (ABC)	Tempe, Ariz.	55,989
Dec. 5	W 21-17	at #20 USC (ABC)	Los Angeles	83,753
		Pacific Life Holiday Bowl, San Diego		
Dec. 30	L 0-33	vs. #20 Nebraska (ESPN)	San Diego	64,607

**2010 (Won 7, Lost 6)**  
 Coach: Mike Stoops \* Captains: C. Baxter, N. Foles, L. Mikaele, B. Reed

Sept. 3	W 41-2	at Toledo (ESPN)	Toledo	25,907
Sept. 11	W 52-6	The Citadel (KWBA)	Tucson	54,814
Sept. 18	W 34-27	#9 Iowa (ESPN)	Tucson	57,864
Sept. 25	W 10-9	California (KWBA)	Tucson	50,906
Oct. 9	L 27-29	Oregon State (Versus)	Tucson	56,054
Oct. 16	W 24-7	at Wash State (Versus)	Pullman, Wash.	23,955
Oct. 23	W 44-14	Washington (ESPN)	Tucson	56,244
Oct. 30	W 29-21	at UCLA (FSN)	Pasadena, Calif.	53,408
Nov. 6	L 17-42	at #10 Stanford (ABC)	Palo Alto, Calif.	43,506
Nov. 13	L 21-24	USC (ABC)	Tucson	54,722
Nov. 26	L 29-48	at #1 Oregon (ESPN)	Eugene, Ore.	59,990
Dec. 2	L 29-30	Arizona State (ESPN)	Tucson	56,253
		Valero Alamo Bowl, San Antonio		
Dec. 29	L 10-36	#14 Oklahoma State (ESPN)	San Antonio	57,593

**2011 (Won 4, Lost 8) %First Pac-12 Game**  
 Coach: Mike Stoops/Tim Kish \* Captains: Antolin, Foles, Golden, Vassallo, Wade

Sept. 3	W 41-10	NAU (FSAZ)	Tucson	51,761
Sept. 8	L 14-37	at #9 Okla State (ESPN)	Stillwater	54,654
Sept. 17	L % 10-37	#6 Stanford (ESPN)	Tucson	49,636
Sept. 24	L 31-56	#10 Oregon (ESPN2)	Tucson	56,096
Oct. 1	L 41-48	at USC (FSN)	Los Angeles	63,707
Oct. 8	L 27-37	at Oregon State (FCS Pac)	Corvallis	40,403
Oct. 20	W 48-12	UCLA (ESPN Thursday)	Tucson	46,656
Oct. 29	L 31-42	at Washington (FSN)	Seattle	59,825
Nov. 5	L 21-34	Utah (KWBA/FSAZ+)	Tucson	50,839
Nov. 12	L 29-48	at Colorado (FCS Pac)	Boulder	48,111
Nov. 19	W 31-27	at ASU (FSAZ)	Tempe	72,694
Nov. 26	W 45-37	Louisiana	Tucson	38,819

**2012 (Won 8, Lost 5)**  
 Coach: Rich Rodriguez Captains: Biskin, Quinn, Scott, Fischer

Sept. 1	W 24-17 OT	Toledo (ESPN)	Tucson	48,670
Sept. 8	W 59-38	#19 Oklahoma State (P12N)	Tucson	45,602
Sept. 15	W 56-0	South Carolina State (P12N)	Tucson	43,919
Sept. 22	L 0-49	#3 Oregon (ESPN)	Eugene	58,334
Sept. 29	L 35-38	#18 Oregon State (P12N)	Tucson	44,153
Oct. 6	L 48-54 OT	#18 Stanford (FOX)	Palo Alto	48,204
Oct. 20	W 52-17	Washington (P12N)	Tucson	50,148
Oct. 27	W 39-36	#10 USC (ESPN/ABC)	Tucson	47,822
Nov. 3	L 10-66	#25 UCLA (P12N)	Pasadena	81,673
Nov. 10	W 56-31	Colorado (FX)	Tucson	51,236
Nov. 17	W 34-24	Utah (ESPN)	Salt Lake City	45,031
Nov. 23	L 34-41	Arizona State (ESPN)	Tucson	51,901
		Gildan New Mexico Bowl, Albuquerque		
Dec. 15	W 49-48	Nevada (ESPN)	Albuquerque	24,610

Year	Date	Opponent	Score	Att.	Network
1963	Oct. 19	Oregon	12-28	18,564	CBS
1964	Oct. 31	at Air Force	0-7	32,325	NBC
1965	Sept. 18	at Utah	16-9	11,063	NBC
1968	Dec. 28	Auburn (Sun Bowl)	10-34	32,302	CBS
1969	Sept. 20	at Wyoming	7-23	20,400	ABC
1970	Dec. 5	at Arizona State (N)	6-10	38,500	ABC
1971	Oct. 2	Texas Tech	10-13	31,000	ABC
1972	Oct. 14	at New Mexico	27-15	15,672	ABC
1973	Oct. 27	Utah	42-21	34,219	ABC
1974	Oct. 26	Brigham Young	13-37	34,116	ABC
1977	Sept. 17	San Diego State	14-21	42,135	ABC
1977	Nov. 25*	at Arizona State (N)	7-23	56,326	ABC
1979	Sept. 22	Texas Tech (AM)	14-14	40,476	ABC
1979	Dec. 25	# Pittsburgh (Fiesta Bowl)	10-16	55,347	NBC
1980	Nov. 29	Arizona State	7-44	53,108	ABC
1982	Oct. 30	at Washington State	34-17	27,412	ABC
1983	Oct. 1	at California	33-33	40,018	ABC
1983	Nov. 26	at Arizona State	17-15	70,033	CBS
1985	Dec. 28	# Georgia (Sun Bowl)	13-13	52,203	CBS
1986	Sept. 27	at Colorado (AM)	24-21	41,024	Raycom
	Oct. 11	at UCLA (AM)	25-32	51,279	CBS
	Nov. 22	# Arizona State	34-17	58,267	CBS
	Nov. 30	# Stanford (Tokyo, Japan)	24-29	55,000	ESPN
	Dec. 27	# North Carolina (Aloha Bowl)(AM)	30-21	26,793	ABC
1987	Nov. 28	# at Arizona State	23-23	70,839	ABC
1988	Oct. 1	Southern California (N)	16-38	53,314	Pac-10
	Oct. 15	Washington State (N)	45-28	48,287	Pac-10
	Oct. 22	UCLA	3-24	49,922	ABC
	Oct. 29	California (N)	7-10	47,182	Pac-10
	Nov. 12	Oregon (N)	41-27	40,367	Pac-10
	Nov. 26	Arizona State (T)	28-18	56,978	Pac-10
1989	Sept. 2	Stanford (N)	19-3	48,712	Prime
	Sept. 23	Washington (N)	20-17	50,935	Prime
	Sept. 30	at Oregon	10-16	39,631	Prime
	Oct. 14	UCLA	42-7	51,562	ABC
	Nov. 4	at California	28-29	29,000	ABC
	Nov. 11	Southern California	3-24	52,606	ABC
	Dec. 31	# NCState (Copper Bowl-N)	17-10	37,237	Turner
1990	Sept. 29	California	25-30	52,731	Prime
	Oct. 6	at UCLA	28-27	50,156	ABC
	Oct. 27	Washington State (N)	42-34	55,520	Prime
	Nov. 3	at Washington	10-54	70,111	ABC
	Nov. 24	Arizona State (N)	21-17	57,112	Prime
	Dec. 25	# Syracuse (Aloha Bowl) (AM)	0-28	32,217	ABC
1991	Sept. 7	at Ohio State	14-38	92,743	ABC
	Sept. 14	Stanford	28-23	43,055	Prime
	Sept. 21	California (N)	21-23	46,715	Prime
	Oct. 5	at Washington	0-54	72,495	Prime
	Nov. 16	Southern California (T)	31-14	41,053	Prime
	Nov. 23	at Arizona State (N)	14-37	73,427	Prime
1992	Sept. 12	Washington State (T)	20-23	39,112	Prime
	Oct. 3	UCLA (N)	23-3	50,708	Prime
	Oct. 28	at California (T)	24-17	46,000	Prime
	Nov. 7	Washington	16-3	58,510	ABC
	Nov. 14	at Southern California	7-14	53,849	ABC
	Dec. 31	# Baylor (Hancock Bowl)	15-20	41,622	CBS
1993	Oct. 2	Southern California (T)	38-7	56,075	ABC
	Oct. 16	Stanford (N)	27-24	57,799	Prime
	Oct. 23	Washington State	9-6	46,675	ABC
	Oct. 30	at UCLA (N)	17-37	66,656	ESPN
	Nov. 13	at California	20-24	35,000	ABC
	Nov. 26	at Arizona State (N)	34-20	73,115	ABC
	Jan. 1	#Miami, Fla. (Fiesta Bowl)	29-0	72,260	NBC
1994	Sept. 1	#at Georgia Tech (N)	19-14	45,112	ESPN
	Sept. 24	at Stanford	34-10	42,593	ABC
	Oct. 15	at Washington State (T)	10-7	37,600	Prime
	Oct. 22	UCLA	34-24	58,817	ABC
	Oct. 29	at Oregon	9-10	36,760	ABC
	Nov. 12	at Southern California	28-45	61,264	ABC
	Nov. 25	Arizona State (T)	28-27	58,810	ABC
	Dec. 27	#Utah (Freedom Bowl)	13-16	27,477	Raycom
1995	Sept. 7	#Georgia Tech (N)	20-19	46,786	Prime
	Sept. 16	#at Illinois (AM)	7-9	57,134	ESPN
	Sept. 23	Southern California (N)	10-31	58,503	Prime
	Sept. 30	California (T)	20-15	44,564	Prime
	Oct. 14	at UCLA (T)	10-17	43,798	ABC
	Oct. 28	at Washington State (N)	24-14	32,924	Prime
1995	Nov. 4	at Oregon State (N)	14-9	22,913	Prime
	Nov. 11	Oregon	13-17	53,736	ABC
	Nov. 24	#Arizona State (T)	31-28	67,606	Prime
1996	Sept. 7	#at Iowa	20-21	68,267	ESPN
	Sept. 14	#Illinois (N)	41-0	43,012	Fox
	Sept. 21	at Washington	17-31	73,414	ABC
	Oct. 12	#at Southern California (N)	7-14	51,088	Fox
	Nov. 16	UCLA	35-17	47,171	ABC
	Nov. 23	#Arizona State (N)	14-56	59,920	Fox

## 2013 Arizona Football Media Guide

Year	Date	Opponent	Score	Att.	Network	Year	Date	Opponent	Score	Att.	Network
1997	Sept. 4	#at Oregon	9-16	38,035	Fox	2009	Sept. 19	at Iowa	17-27	70,585	ABC/ESPN2
	Sept. 20	at Ohio State	20-28	91,152	ABC		Sept. 26	#at Oregon State (T)	37-32	42,119	Versus
	Sept. 27	#at UCLA	27-40	50,188	Fox		Oct. 17	#Stanford (T)	43-38	53,479	Versus
	Oct. 11	#Stanford (N)	28-22	40,273	Fox		Nov. 14	#at California (T)	16-24	53,347	Versus
	Oct. 18	Washington	28-58	50,585	ABC		Nov. 21	Oregon (N)	41-44	57,863	ABC
	Oct. 25	at Washington State	34-35	31,137	ABC		Nov. 28	at Arizona State	20-17	55,989	ABC
	Nov. 15	#California (N)	41-38	37,111	Fox		Dec. 5	#at USC	21-17	83,753	ABC
	Nov. 28	#at Arizona State (N)	28-16	73,682	Fox		Dec. 30	#Nebraska-Holiday Bowl (T)	0-33	64,607	ESPN
	Dec. 27	#New Mexico (Insight Bowl) (N)	20-14	49,385	ESPN			Also: Wildcats TV/FSAZ: CMich., NAU, UW, UCLA			
1998	Sept. 3*	#at Hawaii (T)	27-6	38,745	ESPN2	2010	Sept. 3	#at Toledo (N)	41-2	25,907	ESPN
	Sept. 19	#Iowa (N)	35-11	52,634	FSN		Sept. 18	#Iowa (N)	34-27	57,864	ESPN
	Sept. 24*#at San Diego State (T)		35-15	23,811	ESPN		Oct. 9	#Oregon State (T)	27-29	56,054	Versus
	Oct. 3	#at Washington (N)	31-28	71,469	FSN		Oct. 16	#at Washington State (T)	24-7	23,955	Versus
	Oct. 10	#UCLA (N)	28-52	58,738	FSN		Oct. 23	#Washington (N)	44-14	56,244	ESPN
	Oct. 31	Oregon (T)	38-3	44,931	Fox Syn.		Oct. 30	#at UCLA	29-21	53,408	FSN
	Nov. 14	at California (T)	27-23	36,500	Fox Syn.		Nov. 6	at Stanford (N)	17-42	43,506	ABC
	Nov. 27	#Arizona State (N)	50-42	57,953	FSN		Nov. 13	Southern California (N)	21-24	54,722	ABC
	Dec. 30	#Nebraska, Holiday Bowl (N)	23-20	65,354	ESPN		Nov. 26	#at Oregon (T)	29-48	59,990	ESPN
1999	Aug. 28	#at Penn State	7-41	97,168	ABC		Dec. 2	#Arizona State (N) (ZOT)	29-30	56,253	ESPN
	Sept. 5	#at Texas Christian (N, +)	35-31	34,612	FSN		Dec. 29	#Oklahoma State (N) Alamo Bowl	10-36	57,593	ESPN
	Sept. 18	#Stanford (N)	22-50	47,273	FSN			Also: Wildcats TV/KWBA: Citadel, California			
	Oct. 9	Southern California	31-24	51,418	ABC	2011	Sept. 8	#at Oklahoma State	14-37	54,654	ESPN
	Oct. 23	#Oregon (N)	41-44	55,251	FSN		Sept. 17	#Stanford	10-37	49,636	ESPN
	Nov. 6	Washington	25-33	56,614	ABC		Sept. 24	#Oregon	31-56	56,096	ESPN2
	Nov. 13	#at Oregon State (N)	20-28	33,314	FSN		Oct. 1	#at USC	41-48	63,707	FSN
	Nov. 27	#at Arizona State	27-42	68,102	ABC		Oct. 20	#UCLA (Thursday)	48-12	46,656	ESPN
2000	Sept. 2	#at Utah	17-3	41,352	ESPN2		Oct. 29	#at Washington	31-42	59,825	FSN
	Sept. 9	#Ohio State	17-27	57,367	FSN			Also: FSAZ NAU, FSAZ Utah, Colo FCSFAC, FSAZ ASU)			
	Oct. 7	at Southern California	31-15	49,342	ABC	2012	Sept. 1	#Toledo (N)	24-17 OT	48,670	ESPNU
	Oct. 21	#at Oregon	10-14	45,950	FSN		Sept. 8	Oklahoma State (N)	59-38	45,602	P12N
	Oct. 28	UCLA	24-27	45,540	ABC		Sept. 15	South Carolina State (N)	56-0	43,919	P12N
	Nov. 4	at Washington	32-35	70,411	ABC		Sept. 22	#Oregon (N)	0-49	58,334	ESPN
	Nov. 11	#Oregon State	9-33	44,109	FSN		Sept. 29	Oregon State (N)	35-38	44,153	P12N
	Nov. 24	#Arizona State (\$) )	17-30	54,297	FSN		Oct. 6	#Stanford	48-54 OT	48,204	FOX
		Also: FSN AZ - SDSU, at Stanford, WSU					Oct. 20	Washington (N)	52-17	50,148	P12N
2001	Aug. 30	#at San Diego State (\$*)	23-10	28,386	ESPN2		Oct. 27	#USC	39-36	47,822	ESPN/ABC
	Oct. 6	#Oregon (N)	28-63	45,258	FSN		Nov. 3	UCLA (N)	10-66	81,673	P12N
	Oct. 13	#at Oregon State	3-38	36,619	FSN		Nov. 10	#Colorado (AM)	56-31	51,236	FX
	Oct. 20	at Washington	28-31	71,108	FSN		Nov. 17	#Utah (N)	34-24	45,031	ESPNU
	Oct. 27	Southern California	34-41	46,399	FSN		Nov. 23	#Arizona State (N)	24-41	51,901	ESPN
	Nov. 10	Stanford	37-51	40,632	ABC		Dec. 15	#Nevada-New Mexico Bowl	49-48	24,610	ESPN
	Nov. 23	#at Arizona State (\$) )	34-21	55,831	FSN						
		Also: FSN AZ - Idaho, UNLV, WSU, at California									
2002	Sept. 21	#at Wisconsin (AM)	10-31	78,582	ESPN2						
	Oct. 5	#Oregon (N)	14-31	47,356	FSN						
	Oct. 26	Washington State	13-21	46,462	FSN						
	Nov. 29	#Arizona State	20-34	47,005	FSN						
		Also: FSN AZ - NAU, Utah, at UW, at Stanford, at OSU, UCLA									
2003	Sept. 6	#Louisiana State	13-59	46,110	TBS						
	Sept. 13	#Oregon	10-48	40,462	TBS						
	Oct. 11	#UCLA	21-24	44,481	FSN						
	Nov. 15	#Southern California	0-45	39,201	TBS						
	Nov. 28	#at Arizona State	7-28	55,498	FSN						
		Also: FSN AZ - TCU, at WSU, at Oregon State, UW									
2004	Sept. 18	#Wisconsin	7-9	50,275	FSN						
	Oct. 2	Washington State	19-20	43,579	ABC						
	Nov. 13	#at USC (N)	9-49	80,167	FSN						
	Nov. 26	#Arizona State	34-27	55,095	FSN						
		Also: FSN AZ - NAU, Utah games									
2005	Sept. 2	#at Utah (N)	24-27	45,528	ESPN						
	Oct. 1	#at California	0-28	55,944	TBS						
	Oct. 8	#at USC	21-42	90,221	FSN						
	Nov. 25	#at Arizona State	20-23	67,635	FSN						
		Also: FSN AZ - NAU, UW; FSN West2 - UCLA									
2006	Sept. 2	#BYU (N)	16-13	58,450	TBS						
	Sept. 9	#at LSU	3-45	92,221	ESPN2						
	Sept. 23	Southern California	3-20	58,801	ABC						
	Nov. 11	California	24-20	55,519	ABC						
	Nov. 25	#Arizona State	14-28	57,895	FSN						
		Also: FSN AZ - S.F.Austin, at UCLA, at Oregon									
2007	Sept. 1	#at BYU	7-20	64,525	Versus						
	Sept. 22	#at California	27-45	56,021	Versus						
	Oct. 13	Southern California	13-20	84,671	ABC						
	Nov. 3	UCLA	34-27	51,727	ABC						
	Nov. 10	#Oregon (N)	34-24	50,387	ESPN						
	Dec. 1	#at Arizona State (N)	17-20	71,706	ESPN2						
		Also: FSN AZ - New Mexico, WSU, Stanford, Washington (synd.)									
2008	Sept. 13	#at New Mexico (N)	28-36	32,337	CBS						
	Sept. 20	#at UCLA	31-10	65,434	FSN						
	Oct. 4	#Washington (N)	48-14	55,624	Versus						
	Oct. 25	#Southern California (N)	10-17	57,427	FSN						
	Nov. 22	#Oregon State (N)	17-19	48,503	Versus						
	Dec. 6	#Arizona State (N)	31-10	58,704	ESPN						
	Dec. 20	#Brigham Young (N) - Las Vegas	31-21	40,047	ESPN						
		Also: FS Arizona - California, Oregon									

\* Thursday; \$ Friday; + Sunday; N Night Game; AM Morning kickoff; # National Game; T Twilight

### Wildcats on Television

Overall Record (214 appearances)	94-116-4
National Television Appearances (100)	42-55-2
Bowl Games (15)	7-7-1

### Arizona in the Pro Ranks

#### Wildcats in the Top Round of the NFL Draft

The University of Arizona has had 10 players selected in the first round of the National Football League draft, with the most recent being cornerback Antoine Cason in 2008.

#### Arizona first-round selections and draft order:

1939 (10th)	Walter Ring Nielsen, running back, New York Giants
1968 (26th)	Bill Lueck, guard, Green Bay Packers
1976 (16th)	Mike Dawson, defensive tackle, St. Louis Cardinals
1984 (7th)	Ricky Hunley, linebacker, Cincinnati Bengals
1990 (8th)	Chris Singleton, linebacker, New England Patriots
1990 (11th)	Anthony Smith, defensive tackle, Oakland Raiders
1991 (27th)	John Fina, offensive tackle, Buffalo Bills
1999 (10th)	Chris McAlister, cornerback, Baltimore Ravens
2000 (31st)	Trung Canidate, tailback, St. Louis Rams
2008 (27th)	Antoine Cason, cornerback, San Diego Chargers

#### Arizona in the 2012 NFL Draft

Three Wildcats were picked in the April 2012 draft, giving Arizona 18 picks in the last six years. Quarterback Nick Foles (3rd round, Philadelphia Eagles), receiver Juron Criner (5th round, Oakland Raiders) and cornerback Trevin Wade (7th round, Cleveland Browns) each got the calls. A number of other Wildcats were expected to negotiate free agent contracts.

#### Wildcats in Professional Football

Note: Players must be on regular-season active roster, taken in the most recent draft, signed for current year tryouts, otherwise affiliated as noted, to be listed. Bold signifies active. Research by Dave Petruska, Anthony Gimino, Frankie Acosta, Molly O'Mara.

#### Round Drafted (first-round selection order noted)

12	David Adams, running back, Dallas (1987); Hamilton (1990)
8	Brad Anderson, wide receiver, Chicago (1984-85)
12	Jim Arneson, offensive line, Dallas (1973-74), Washington (1975)
2	Mark Arneson, linebacker, St. Louis, (1972-80)
9	Emil Banjavcic, back, Detroit (1942)
	Rod Barksdale, receiver, Dallas (1987)
	Kevin Barry, offensive line, Green Bay (2002-05; 2006 IR), Houston (IR, 2007)
6	Michael Bates, running back, Seattle (1993-94), Cleveland (1995), Carolina (1996-2000,02), Washington (2001), Dallas/NYJ (2003)
	Danny Baugher, punter, New England Patriots (2006 PS; NFLE 2007)
	Colin Baxter, New York Jets (2011), San Diego (2011)

## 2013 Arizona Football Media Guide

### Round Drafted (first-round selection order noted)

	Jerry Beasley, linebacker, British Columbia (1990-91)
4	Marcus Bell, linebacker, Seattle (2000-02), Houston (2004)
	Mike Bell, running back, Denver (2006-07), New Orleans (2008-09), Philadelphia (2010)
4	Theopolis "T" Bell, flanker, Pittsburgh (1976-80), Tampa Bay (1981-85)
	Steve Boatman, linebacker, Ottawa (1985), Detroit (1987)
	Tony Bouie, defensive back, Tampa Bay (1995-98)
14	Greg Boyd, defensive back, New England (1973), New Orleans (1974)
6	Brant Boyer, linebacker, Miami (1994), Jacksonville (1995-00), Cleveland (2001-04)
3	Lance Briggs, linebacker, Chicago (2003-11)
2	Eben Britton, offensive tackle, Jacksonville (2009-11)
3	Tedy Bruschi, linebacker, New England (1996-2008)
7	Chester Burnett, linebacker, Washington (1998), Jacksonville (1999), Cleveland (2000)
9	Chris Brewer, running back, Denver (1984), Chicago (1987)
	Copeland Bryan, defensive end, Chicago (2006 PS), Buffalo (2007-08), Detroit (2009)
1 (31)	Trung Canidate, RB, St. Louis (2000-02), Washington (2003-04)
	Ontiwaun Carter, running back, Calgary (1994-96)
1 (27)	Antoine Cason, cornerback, San Diego (2008-11)
4	Chuck Cecil, S, Green Bay (1988-92), Phoenix (1993), Houston (1995)
	Jermaine Chatman, cornerback, Denver (2004), Calgary (2005-06), Saskatchewan (2007)
3	Bob Cobb, defensive end, Los Angeles (1981), Tampa Bay (1982)
	Don Corbitt, center, Washington (1948)
5	Juron Criner, receiver, Oakland (2012 draft)
	Larry Croom, running back, Arizona (2004)
3	Bob Crum, defensive end, St. Louis (1974)
	Jack Davis, guard, Denver (1960)
1 (16)	Mike Dawson, defensive tackle, St. Louis (1976-82), Detroit (1983), Kansas City (1984)
	Bill Demory, quarterback, N.Y. Jets (1973-74)
	Richard Dice, receiver, British Columbia (1998)
	Charlie Dickey, offensive line, Pittsburgh (1987)
	Curt DiGiacomo, guard, San Diego (1986), Kansas City (1988)
7	Lionel Dotson, defensive line, Miami (2008-10) Buffalo (2011)
	David Douglas, receiver, New York Giants (2012 free agent)
	Joe Drake, defensive tackle, Philadelphia (1985), San Francisco (1987)
	Larry Dumelie, defensive back, Saskatchewan (1960-68)
	Biren Ealy, receiver, Tennessee (2007 developmental)
6	Hicham El-Mashtoub, center, Houston (1995-96), Tennessee (1997), Edmonton (1999)
6	Ricky Elmore, defensive end, Green Bay (2011 draft), San Francisco (2012)
7	Fred W. Enke, quarterback, Detroit (1948-51), Philadelphia (1952), Baltimore (1953-54)
4	Byron Evans, linebacker, Philadelphia (1987-94)
	Jeff Fairholm, wingback, Saskatchewan (1988-91)
	Larry Fairholm, defensive back, Montreal (1965-72)
1 (27)	John Fina, offensive tackle, Buffalo (1992-2001), Arizona (2002-04)
3	Nick Foles, quarterback, Philadelphia (2012 draft)
7	Nick Folk, kicker, Dallas Cowboys (2007-09), NY Jets 2010-11
	Mike Freeman, offensive line, Denver (1984, 86-87), Los Angeles Raiders (1988); Denver-Arena (1990-91)
	Phil Freeman, receiver, Tampa Bay (1985-87)
	Makai Freitas, offensive tackle, Rhein-NFLE (2001)
6	Makoa Freitas, offensive line, Indianapolis (2003-04)
6	Ron Gardin, back, Baltimore (1970-71), New England (1971)
	Frank Garcia, punter, Seattle (1981), Tampa Bay (1983-87)
11	Gary Gibson, linebacker, Boston Breakers (1983)
	Robert Golden, defensive back, Pittsburgh (2012 free agent)
	Steven Grace, center, Arizona (2002), NFL-E-Rhein (2003)
	Adam Grant, tackle, Denver (2011 practice)
	Marsharne Graves, offensive line, Denver (1984), Indianapolis (1987)
11	Marcellus Greene, DB, Toronto (1981, 1983), Minnesota (1984), Saskatchewan (1982)
15	Tom Greenfield, center, Green Bay (1939-41)
	Fritz Greenlee, receiver, San Francisco (1969)
	Daniel Greer, defensive tackle, Rhein-(2000-01) LA-AFL (2002)
5	Richard Griffith, tight end, New England (1993), Jacksonville (1995-00)
	Chris Gronkowski, fullback, Dallas (2010), Indianapolis (2011)
2	Rob Gronkowski, tight end, New England (2010-11)
9	Al Gross, safety, Cleveland (1983-87)
	Drew Hardville, defensive back, Toronto (1981), British Columbia (1982), Chicago Blitz (1983)
	Gilbert Harris, running back, Kansas City (2007)
	Rickie Harris, back, Washington (1965-70), New England (1971-72)
3	Sean Harris, linebacker, Chicago (1995-2000), Indianapolis (2001)
11	Keith Hartwig, wide receiver, Green Bay (1977)
	Larry Heater, running back, N.Y. Giants (1980-83)
4	Brad Henke, DL, Denver (1989), offensive line, Raleigh-Durham (1991); Fort Worth-AFL ('94)
2	Chris Henry, RB, Tennessee Titans (2007-09), Houston (09)
2	Joe Hernandez, back, Toronto (1962), Washington (1964)
	Alfondia Hill, receiver, Arizona Wranglers (1984)
3	Derek Hill, receiver, Pittsburgh (1989-90), Phoenix (1991); Anaheim-AFL (1997)
11	George Hinkle, DL, San Diego (1988-91), Washington/Minnesota (1992), Cincinnati (1993)
	Harry Holt, tight end, British Columbia (1978-83), Cleveland Browns (1983-86), San Diego (1987)
8	Mitch Hoopes, punter, Dallas (1975), San Diego (1976), Houston (1976-77), Detroit (77), Boston Breakers (1983)
	Jon Horton, receiver, London Monarchs (1991)
	Brad Hubbard, back, San Diego (1967-70)
9	Floyd Hudlow, end Buffalo (1965), Atlanta (1967-68)
	LaMonte Hunley, linebacker, Indianapolis (1985-86)
1 (7)	Ricky Hunley, linebacker, Denver (1984-87), Phoenix (1988), Los Angeles Raiders (1989-90)
	Chris Jennings, running back, Cleveland (2009)
	Jason Johnson, quarterback, Edmonton (2005-06)
7	Keshon Johnson, cornerback, Chicago (1993, 95), Green Bay (1994, 1997)

### Round Drafted (first-round selection order noted)

7	Michael Johnson, safety, New York Giants (2007-10)
9	Reggie Johnson, defensive lineman, British Columbia Lions (1991-92)
2	Vance Johnson, receiver, Denver (1985-93, 95)
	Frank Kalil, offensive guard, Arizona Wranglers (1983), Houston Gamblers (1984)
6	John Kaiser, linebacker, Seattle (1984-86), Buffalo (1987)
	Gene Kiniski, defensive line, Edmonton (1949, 1952-53)
	Abe "Sonny" Karnofsky, back, Philadelphia (1945), Boston (1946)
	Abe Karnofsky, back, Philadelphia (1945), Boston (1946)
9	Mark Keel, tight end, Arizona Wranglers (1983), Chicago Blitz (1984), Arizona Outlaws (1985), New England (1986), Seattle/Kansas City (1987)
	Jeff Kiewel, offensive guard, Arizona Wranglers (1983-84), Atlanta (1985-87)
	Jim Krohn, quarterback, Winnipeg (1980-81), Philadelphia Stars (1983)
	Ivan Lesnik, defensive line, L.A. Express (1984)
6	Spencer Larsen, linebacker/fullback, Denver (2008-11)
2	Chuck Levy, running back, Arizona (1994), San Francisco (1997-98)
3	Darryll Lewis, cornerback, Houston/Tennessee (1991-98), San Diego (1999-2000)
5	Roderick Lewis, tight end, Tennessee Oilers (1994-97)
	Warren Livingston, defensive back, Dallas (1961-66)
6	Danny Lockett, linebacker, Detroit (1987-88), London (1991-92)
7	Mike Lucky, tight end, Dallas Cowboys (1999-2002)
1 (26)	Bill Lueck, guard, Green Bay (1968-74), Philadelphia (1975)
	Richard Maddox, linebacker, Birmingham (1995)
	Kelly Malveaux, cornerback, Saskatchewan ('99), Calgary ('01-03), Montreal (2005), Winnipeg (2006-08), Edmonton (2009)
4	Brandon Manumaleuna, tight end, St. Louis (2001-05), San Diego (2006-09), Chicago (2010)
8	Stan Mataele, nose guard, Green Bay (1987)
1 (10)	Chris McAlister, cornerback, Baltimore Ravens (1999-2008), New Orleans (2009)
5	Bob McCall, back, New England (1973)
	Glenn McCormick, center, Arizona Wranglers (1983)
	Jeremy McDaniel, wide receiver, Buffalo Bills (1999-2001)
6	Bill McKinley, defensive end-linebacker, Buffalo (1971)
	Marques McFadden, tackle, Atlanta (2001), Amsterdam-NFLE (02), Dallas (2002)
3	Steve McLaughlin, place kicker, St. Louis (1995)
11	Chris McLemore, RB, Indianapolis (1987), L.A. Raiders (1987-88)
4	John Mellekas, offensive tackle, Chicago (1956-61), San Francisco (1962), Philadelphia (1963)
3	Frank Middleton, offensive guard, Tampa Bay (1997-2000), Oakland (2001-04)
	Josh Miller, punter, Baltimore CFL (1994-95), Pittsburgh (1996-03), New England (2003-06), Tennessee (2007)
	Walt Mince, defensive back, Saskatchewan (1962)
3	Earl Mitchell, defensive tackle, Houston (2010-11)
6	Darryl Morrison, safety, Washington (1993-96)
4	Edwin Mulitalo, offensive tackle, Baltimore Ravens (1999-2006), Detroit (2007-08)
	Lee Mulleaneaux, back, New York Giants (1932)
	Tony Neely, safety, Arizona Wranglers (1983)
	Nate Ness, safety, Miami (2009-10), Seattle (2010), St. Louis (2011)
1 (10)	Walter Nielsen, back, N.Y. Giants (1940)
6	John Nies, punter, Buffalo (1990), Sacramento (1991)
	Earle Nolan, tackle, Chicago Cardinals (1937-38)
2	Dennis Northcutt, Cleveland (2000-06), Jacksonville (2007-08), Detroit (2009)
	Jim Oldham, end, Racine Legion (1926)
10	Hubert Oliver, fullback, Philadelphia (1981-85), Baltimore/Houston (1986)
6	Fendi Onobun, tight end, St. Louis (2010); Jacksonville/Bufalo (2011) (UA bkb)
7	Chuck Osborne, defensive tackle, St. Louis (1996), Oakland (1998-99), New England (2000)
3	Glenn Parker, offensive tackle, Buffalo (1990-96), Kansas City (1997-99), New York Giants (2000-01)
3	Ty Parten, defensive tackle, Cincinnati (1993-95), Kansas City (1997-00), Birmingham (2002)
	Glenn Perkins, linebacker, Arizona Wranglers (1983)
11	Vince Phason, defensive back, British Columbia (1975-76), Edmonton (1976), Winnipeg (1976-84)
	Antonio Pierce, linebacker, Washington (2001-04), NY Giants (2005-09)
	Scott Piper, wide receiver, Buffalo (1976)
	Jose Portilla, offensive tackle, Atlanta Falcons (1998-99)
7	DaShon Polk, linebacker, Buffalo Bills (2000-03), Houston (2004-06)
	Pulu Poumele, Toronto (1998)
2	Brooks Reed, defensive end, Houston (2011)
4	D'Aundre Reed, defensive end, Minnesota (2011)
7	Randy Robbins, defensive back, Denver (1984-92)
4	Mike Robinson, defensive tackle, Cleveland (1981-82), Boston Breakers (1983), New Orleans Breakers (1984)
3	Paul Robinson, back, Cincinnati (1968-72), Houston (1972-73)
5	Ruben Rodriguez, punter, Seattle (1987-89), N.Y. Giants (1992)
	Gerald Roper, offensive guard, British Columbia (1982-88), Ottawa (1990)
	Martin Rudolph, defensive back, Denver (1987)
4	Joe Salave'a, defensive tackle, Tennessee (1998-2002), San Diego (2003), Washington (2004-06)
	Brandon Sanders, safety, New York Giants (1997-1998)
7	Manuia Savea, offensive lineman, Cleveland (2000)
7	Chris Schultz, offensive tackle, Dallas Cowboys (1983, 85), Toronto (1987-92)
5	Yusuf Scott, offensive guard, Arizona Cardinals (1999-2001)
	Mike Scurlock, defensive back, St. Louis (1995-98), Carolina (1999)
	Paul Shields, running back, Indianapolis Colts (1999-2001)
1 (8)	Chris Singleton, linebacker, New England (1990-93), Miami (1993-96)
	Bronco Smilnich, back, Cleveland Rams (1939)
1 (11)	Anthony Smith, defensive line, Los Angeles Raiders (1991-97)
	Marcus Smith, defensive line, Baltimore Ravens (2008), Buffalo (res. 2009), Montreal (2010)
7	Jimmy Spottle, linebacker, Tennessee; Cincinnati (1998-99)
6	Hank Stanton, wide receiver, Boston Yankees* (1946-47)
7	Syndric Steptoe, wide receiver, Cleveland Browns (2007-09)
4	Ricky Stevenson, back, Cleveland (1970)
5	Mark Streeter, defensive back, Toronto (1982), Hamilton (1983-88)
	Dwayne Strozier, receiver, Boston Breakers (1983)

## 2013 Arizona Football Media Guide

### Round Drafted (first-round selection order noted)

7	Joe Tafoya, defensive end, Chicago (2001-04), Seattle (2005-06), Arizona (2007) Robert Temple, end, Milwaukee Chiefs (1940-41)
4	Mike Thomas, receiver, Jacksonville (2009-11)
3	Bobby Thompson, back, Detroit (1964-68), New Orleans (1969), Montreal (1962-63,71) Andrae Thurman, receiver, Green Bay (2004), Tennessee ('05)
2	Joe Tofflemire, center, Seattle (1989-94) Vuna Tuihalamaka, linebacker, Seattle (2010, practice) Van Tuinei, de, San Diego (1997), Indianapolis (1998), Chicago (1999-2000), Indiana Firebirds (2002) Ted Urness, defensive back, Saskatchewan (1961-70) Paul Vassallo, linebacker, Arizona (2012 free agent) Terry Vaughn, wide receiver, Calgary (1995-97), Edmonton (1998-2004), Montreal (2005), Hamilton (2006) Ronald Veal, quarterback, Hamilton Tigercats (1991)
5	Bobby Wade, receiver, Chicago (2003-05), Tennessee (2005-06), Minnesota (2007-08), Kansas City (2009)
7	Trevin Wade, cornerback, Cleveland (2012 draft)
2	Jackie Wallace, defensive back, Minnesota (1974), Baltimore (1975-76), Los Angeles (1977-79) Mark Walczak, tight end, center, Buffalo/Indianapolis (1987), Phoenix (1988), San Diego (1989, 1991)
5	Rob Waldrop, defensive tackle, Kansas City (1994-95), Toronto (1996) Brian Warren, linebacker, Edmonton (1989-91)
11	Dana Wells, defensive line, Cincinnati (1989) Ray Wells, linebacker, Tennessee (2003), San Francisco (2004) K. Dale West, defensive line, Saskatchewan (1962-68) Bob Whitlow, C/G, Washington (1960-61), Detroit (1961-65), Atlanta (1966), Cleveland 1968
7	Armon Williams, defensive back, Tennessee (1997) Rodney Williams, receiver, Oakland Raiders (1998-1999)
2	Eddie Wilson, quarterback, Kansas City (1962-64), Boston (1965)
4	Rob Woods, offensive tackle, Cleveland (1991) Joe Young, end, Denver (1960-61)
4	Max Zendejas, kicker, Washington (1986), Green Bay (1987-88)

### Super Bowl Wildcats

Former UA players have 43 overall player appearances in the NFL Championship tilt, most by starters. Three former Wildcats played in Super Bowl XLII in 2008 in Glendale, Ariz., for the most in any one season. Retired linebacker Tedy Bruschi and offensive lineman Glenn Parker lead all UA players with five Super Bowls – all of Bruschi's with the New England Patriots and Parker in four with the Buffalo Bills and one with the New York Giants. Former Wildcat Bruschi, the NCAA career sack leader when he left college, has the best Super Bowl jewelry collection with three Championship rings as the starting middle linebacker for the Patriots in the 2000s. In 2008 starting linebacker Antonio Pierce and backup DB Michael Johnson took home championship rings for the New York Giants over Bruschi's Pats.

### UA Super Bowl Players

Glenn Parker, OL	5 (1991-94, 2001, Bills and Giants)
Tedy Bruschi, LB	5 (1997, 2002, 2004-05, 2008, Patriots)
Vance Johnson, WR	3 (1987-88, 1990, Broncos)
Randy Robbins, S	3 (1987-88, 1990, Broncos)
John Fina, OL	2 (1993, 1994), Bills
Ricky Hunley, LB	2 (1987-88, Broncos)
Mike Freeman, C	2 (1987-88, Broncos)
Theo Bell, WR	2 (1979-80, Steelers)
Jackie Wallace, CB	2 (1975, 1980, Vikings, Rams)
Rob Gronkowski, TE	2012, Patriots
Mike Bell, RB	2010, Saints
Michael Johnson, DB	2008, Giants
Antonio Pierce, LB	2008, Giants
Lance Briggs, LB	2007, Bears
Joe Tafoya, DE	2006, Seahawks
Josh Miller, P	2005, Patriots
Frank Middleton, OL	2003, Raiders
Trung Canidate, RB	2002, Rams
Brandon Manumaleuna, TE	2002, Rams
Edwin Mulitalo, OL	2001, Ravens
Chris McAlister, CB	2001, Ravens
Joe Salave'a, DT	2000, Titans
Jose Portilla, OL	1999, Falcons
Brad Henke, DT	1990, Broncos
Mitch Hoopes, P	1976, Cowboys
Ron Gardin, WR	1971, Colts

### Wildcats in the Pro Bowl

Eight former Wildcats have played in the National Football League's Pro Bowl, for 20 total all-star honors. Chicago Bears' linebacker Lance Briggs (7) and former Carolina Panthers' return man Michael Bates (5) lead UA stars in appearances.

1992	Chuck Cecil, Green Bay Packers FS
1995	Darryll Lewis, Houston Oilers CB
1996-2000	Michael Bates, Carolina Panthers KR
2003-04	Chris McAlister, Baltimore Ravens CB
2004	Tedy Bruschi, New England Patriots LB
2006	Lance Briggs, Chicago Bears LB
2007	Chris McAlister, Baltimore Ravens CB Antonio Pierce, Washington Redskins LB Lance Briggs, Chicago Bears LB (dnp)
2008	Nick Folk, Dallas Cowboys PK Lance Briggs, Chicago Bears LB (dnp)
2009	Lance Briggs, Chicago Bears LB
2010	Lance Briggs, Chicago Bears LB
2011	Lance Briggs, Chicago Bears LB (dnp)
2012	Lance Briggs (dnp), Chicago; Rob Gronkowski, New England TE

### Round Drafted (first-round selection order noted)

LB Lance Briggs, Chicago Bears 2000s; LB Tedy Bruschi, New England Patriots 2000s; P Josh Miller, New England Patriots 2000s

### NFL Draft History

Year	Rd	Pick	Overall	Name	Team
2012	3	25	88	Nick Foles, QB	Philadelphia
	5	33	168	Juron Criner, WR	Oakland
	7	38	245	Trevin Wade, CB	Cleveland
2011	2	10	42	Brooks Reed, DE	Texans
	6	32	197	Ricky Elmore, DE	Packers
	7	12	215	D'Aundre Reed, DE	Vikings
2010	2	10	42	Rob Gronkowski, TE	Patriots
	3	17	81	Earl Mitchell, DT	Texans
2009	2	7	39	Eben Britton, OT	Jacksonville
	4	7	107	Mike Thomas, WR	Jacksonville
2008	1	27	27	Antoine Cason, CB	Chargers
	6	17	183	Spencer Larsen	Broncos
	7	5	212	Wilrey Fontenot, CB	Falcons
	7	38	245	Lionel Dotson, DE	Dolphins
2007	2	18	50	Chris Henry, RB	Titans
	6	4	178	Nick Folk, K	Cowboys
	7	14	224	Michael Johnson, S	Giants
	7	24	234	Syndric Steptoe, WR	Browns
2006	7	22	230	Kili Lefotu, OL	Redskins
2003	3	4	68	Lance Briggs, LB	Bears
	5	4	139	Bobby Wade, WR	Bears
	6	35	208	Makoa Freitas, OL	Colts
2001	4	34	129	Brandon Manumaleuna, TE	Buccaneers
2000	1	31	31	Joe Tafoya, DE	Buccaneers
	2	1	32	Trung Canidate, RB	Rams
	4	22	116	Dennis Northcutt, WR	Browns
	7	1	207	Marcus Bell, LB	Seahawks
	7	45	251	Manuia Savea, OL	Browns
1999	1	10	10	DaShon Polk, LB	Bills
	4	34	129	Chris McAlister, CB	Ravens
	5	35	168	Edwin Mulitalo, OL	Ravens
	7	23	229	Yusuf Scott, OL	Cardinals
1998	4	15	107	Mike Lucky, TE	Cowboys
	7	16	205	Joe Salave'a, DT	Oilers
	7	19	208	Jimmy Sprotte, LB	Oilers
1997	3	3	63	Chester Burnett, LB	Vikings
	7	15	216	Frank Middleton, OL	Buccaneers
1996	3	25	86	Armon Williams, DB	Oilers
	7	13	222	Tedy Bruschi, LB	Patriots
1995	3	18	82	Chuck Osborne, DT	Rams
	3	19	83	Steve McLaughlin, K	Rams
	5	6	140	Sean Harris, LB	Bears
	6	3	174	Mike Scurlock, DB	Rams
1994	2	9	38	Hicham El-Mashtoub, C	Oilers
	5	25	156	Chuck Levy, RB	Cardinals
	5	26	157	Rob Waldrop, DT	Chiefs
	6	16	177	Roderick Lewis, TE	Oilers
1993	3	7	63	Brant Broyer, LB	Dolphins
	5	26	138	Ty Parten, DT	Bengals
	6	15	155	Darryl Griffith, TE	Patriots
	7	5	173	Richard Morrison, DB	Redskins
1992	1	27	27	Keshon Johnson, CB	Bears
	6	10	150	John Fina, OL	Bills
1991	2	11	38	Michael Bates, WR	Seahawks
	12	12	318	Darryl Lewis, DB	Oilers
1990	1	8	8	Zeno Alexander, LB	Lions
	1	11	11	Chris Singleton, LB	Patriots
	3	16	69	Anthony Smith, DL	Raiders
	6	17	154	Glenn Parker, OL	Bills
	10	2	250	John Nies, P	Bills
1989	2	16	44	Donnie Salum, LB	Falcons
	3	5	61	Joe Tofflemire, C	Seahawks
	4	21	105	Derek Hill, WR	Steelers
	4	27	111	Brad Henke, DL	Giants
	11	27	306	Rob Woods, OL	Bengals
1988	4	7	89	Dana Wells, DL	Bengals
	11	16	293	Chuck Cecil, DB	Packers
1987	4	9	93	George Hinkle, DT	Chargers
	5	19	131	Byron Evans, LB	Eagles
	6	8	148	Ruben Rodriguez, P	Seahawks
	8	2	197	Danny Lockett, LB	Lions
	9	25	248	Stan Mataele, DT	Buccaneers
	11	9	288	Alfred Jenkins, TE	Redskins
	12	2	309	Chris McLemore, RB	Raiders
1986	4	18	100	David Adams, RB	Colts
	12	12	317	Max Zendejas, K	Cowboys
1985	2	3	31	Allan Durden, DB	Lions
	9	9	233	Vance Johnson, WR	Broncos
	10	25	277	Joe Drake, DT	Eagles
	11	28	308	John Conner, QB	Seahawks
				David Wood, DL	49ers

## 2013 Arizona Football Media Guide

Year	Rd	Pick	Overall	Name	Team	Year	Rd	Pick	Overall	Name	Team
1984	1	7	7	Ricky Hunley, LB	Bengals	1941	13	120	120	Roy Conn, OL	Redskins
	4	5	89	Randy Robbins, DB	Broncos		15	6	136	Johnny Black, B	Giants
	6	22	162	John Kaiser, LB	Seahawks		21	1	191	Jack Dungan, OL	Giants
	8	16	212	Brad Anderson, WR	Bears	1939	1	10	10	Walt Neilson, B	Giants
	9	21	245	Chris Brewer, RB	Broncos		15	9	139	Tom Greenfield, OL	Packers
	12	16	324	Byron Nelson, OL	Saints	<b>Wildcats in the Arena Football League</b>					
1983	7	21	189	Chris Schultz, OL	Cowboys	Marion Bates, RB, Arizona 1998; *Chris Brewer, RB, Denver/New England 1987-88; Troy Dickey, WR, Texas 1996; David Eldridge, RB, Arizona 1992; Rich Fall, PK, Tampa/Houston 1997-98; Mike Freeman, OL/DL, Denver 1990-91; Art Greathouse, RB, Arizona 1992; Daniel Greer, DL/OL, Los Angeles 2000, 2002; Brad Henke, DL/OL, Fort Worth 1994; Jim Hoffman, DL/OL, Arizona 1996; Richard Holt, LB/WR, Arizona 1994; Kelvin Hunter, DB/WR, Chicago/Arizona 2001-05, Utah 2006; Rusty James, OL/DL, Arizona 1998; *Alfred Jenkins, QB, Dallas 1991; *Chuck Levy, WR/DB, Detroit, 2001-02; *Danny Lockett, DL, 1993-97 - Texas, Connecticut, Detroit, Massachusetts, Orlando, Milwaukee; Jeremy McDaniel, Chicago 2004-05; *Steve McLaughlin, PK, 1998-06, Nashville, Portland, Buffalo, Arizona; Shawn Parnell, DB/WR, Arizona, Oklahoma/Los Angeles 1998-01; Brandon Phillips, OL, Arizona 2007; Bobby Roland, DB/WR, Cincinnati/Charlotte 1993-94; Yusuf Scott, OL, Grand Rapids, 2006-07; Warner Smith, OL/DL, Arizona 1997; *Mark Streeter, WR/LB, New York 1988; Mike Streidnig, RB/LB, Dallas/Las Vegas 1993-94; Andrae Thurman, WR, Dallas 2007-08, Las Vegas 2009; Van Tuinei, DT, Utah 2006; Dan White, QB, Tampa Bay 1997; Eli Wnek, FB/LB, Arizona 2002; Spencer Wray, DB/WR, San Jose/Anaheim/ Grand Rapids 1995-98					
	9	16	240	Mark Keel, TE	Patriots						
	9	22	246	Al Gross, DB	Cowboys						
1982	11	18	297	Bob Carter, WR	Chiefs						
	11	19	298	Frank Kalil, OL	Bills						
	11	27	306	Gary Gibson, LB	49ers						
1981	3	10	66	Robert Cobb, DE	Rams						
	4	9	92	Mike Robinson, DE	Browns						
	10	27	275	Hubert Oliver, RB	Eagles						
	11	20	296	Marcellus Greene, DB	Rams						
1980	2	26	54	Cleveland Crosby, DE	Browns						
	5	1	111	Mark Streeter, DB	Lions						
	6	26	164	Larry Heater, RB	Chiefs						
1977	11	17	296	Charles Nash, WR	Browns						
	11	27	306	Keith Hartwig, WR	Vikings						
1976	1	22	22	Mike Dawson, DT	Cardinals						
	4	28	120	Theo Bell, WR	Steelers						
	6	15	171	Scott Piper, WR	Bills						
	13	7	354	Brian Murray, OL	Browns						
	16	14	445	Dennis Anderson, P	Chiefs						
1975	8	18	200	Mitch Hoopes, P	Cowboys						
	9	17	225	Rousell Williams, DB	Broncos						
	11	7	267	Vince Phason, DB	Chargers						
	13	7	319	Jim Upchurch, RB	Saints						
	15	18	382	Willie Hamilton, RB	Cowboys						
1974	15	16	380	Ransom Terrell, LB	Browns						
1973	2	8	34	Jackie Wallace, DB	Vikings						
	3	15	67	Bob Crum, DE	Browns						
	5	17	121	Bob McCall, RB	Bengals						
	6	4	134	Marty Shuford, RB	Saints						
	11	24	284	Bob White, DB	Steelers						
	12	21	307	Jim Arneson, OL	Cowboys						
	14	26	364	Greg Boyd, RB	Dolphins						
1972	2	6	32	Mark Arneson, LB	Cardinals						
	2	26	52	Charles McKee, WR	Cowboys						
	9	18	226	Larry McKee, OL	Browns						
	16	1	391	Brian Linstrom, QB	Bills						
1971	6	15	145	Bill McKinley, DE	Bills						
	13	6	318	John Eggold, DE	Jets						
	14	9	347	Willie Lewis, RB	Bears						
	14	17	355	Doug Klausen, OL	Cardinals						
1970	4	21	99	Ricky Stevenson, DB	Browns						
	6	18	148	Ron Gardin, DB	Colts						
	11	10	270	Gary Klahr, LB	Saints						
1969	9	14	222	Joe Aluisse, RB	Bears						
1968	1	26	26	Bill Lueck, OG	Packers						
	3	27	82	Paul Robinson, RB	Bengals						
	11	1	274	Wally Scott, DB	Bengals						
	12	10	310	Ed Caruthers, DB	Lions						
	17	7	442	Bill Nemeth, C	Dolphins						
1966	11	2	157	Darrell Hoover, RB	Rams						
1965	9	7	119	Floyd Hudlow, RB	Eagles						
	13	7	175	John Fouse, TE	Eagles						
1964	9	11	123	John Briscoe, LB	Browns						
1962	2	1	15	Joe Hernandez, RB	Redskins						
	2	10	24	Eddie Wilson, QB	Lions						
	3	10	38	Bobby Thompson, RB	Lions						
1961	12	4	158	Walt Mince, B	Rams						
1958	15	5	174	Jack Davis, OL	Redskins						
	19	11	228	Ed Brown, OL	Browns						
1957	30	7	356	Art Luppino, B	Redskins						
1956	4	10	47	John Mellekas, OL	Bears						
	12	7	140	Max Burnett, B	Packers						
	19	2	219	Pete Arrigoni, B	49ers						
1955	22	9	262	Ernie Lewis, OL	Eagles						
1953	20	9	238	Dick Christiansen, E	Giants						
1952	23	8	273	Bill Glazie, E	49ers						
1951	18	7	214	Eddie Wolgast, B	Lions						
1950	19	11	246	John Smith, E	Rams						
	28	9	361	Charley Hall, B	49ers						
1949	9	6	87	Johnny Smith, E	Rams						
	12	7	118	Harry Varner, B	Redskins						
1948	7	2	47	Fred Enke, B	Lions						
	16	3	138	Art Pollard, B	Redskins						
	28	3	258	Don Corbitt, OL	Redskins						
	30	5	280	Hilliard (Junior) Crum, DE	Rams						
1946	18	6	166	Boyd Morse, E	Packers						
1943	9	1	71	Jack Irish, OL	Lions						
	21	4	194	Bob Coutchie, E	Dodgers						
	32	2	297	Bob Ruman, B	Steelers						
1942	6	7	47	Henry Stanton, E	Dodgers						
	9	5	75	Emil Banjavic, B	Lions						

## 2013 Arizona Football Media Guide

### All-Americans

1947	Fred W. Enke, Back, (3rd Team, AP)
1951	Jim Donarski, G, (2nd Team, AP)
1955	Art Luppino, Back, (2nd Team, Williamson)
1961	Eddie Wilson, QB, (3rd Team, AP)
1968	Tom Nelson, T, (3rd Team, AP)
1971	Mark Arneson, LB, (1st Team, TSN)
1972	Jackie Wallace, DB, (1st Team, UPI/TSN; 3rd Team, AP)
1973	Jim O'Connor, OT, (3rd AP/FN)
1975	Theopolis Bell, WR, (1st Team, NEA); Mike Dawson, DT, (2nd Team, AP)
1976	Keith Hartwig, WR, (3rd Team, FN)
1979	Cleveland Crosby, DT, (3rd AP/UPI)
1982	Ricky Hunley, ILB, (Consensus 1st team; 1st AP/Kodak; 2nd FN)
1983	Ricky Hunley, ILB, (Consensus 1st - AP/Kodak, UPI, FWAA)
1984	LaMonte Hunley, ILB, (3rd Team, FN)
1985	Allan Durden, S, (1st Team, UPI, NEA, Walter Camp, FN); Max Zendejas, PK, (2nd Team TSN, 3rd Team FN)
1986	Byron Evans, ILB, (2nd team, AP, FN) Joe Tofflemire, C, (2nd team, FN) Chuck Cecil, S, (2nd team, SN; 3rd team, FN)
1987	Chuck Cecil, S, (Consensus 1st - Kodak, FN, UPI, Walter Camp) Joe Tofflemire, C, (2nd team FN) Joe Tofflemire, C, (1st team FN)
1988	Glenn Parker, OL, (2nd team FN)
1989	Chris Singleton, OLB, (2nd team TSN)
1990	Darryll Lewis, CB, (Consensus 1st team AP, UPI, FWAA, Walter Camp, Kodak)
1992	Rob Waldrop, NG, (Consensus 1st team; 1st AP, 1st UPI, 1st FWAA, 2nd FN) Josh Miller, P, (1st FWAA, TSN)
1993	Rob Waldrop, DT, (Unanimous 1st) Tedy Bruschi, DE, (2nd team AP) Sean Harris, ILB, (3rd team AP)
1994	Tedy Bruschi, DE, (Consensus 1st team) Steve McLaughlin, PK, (Consensus 1st team) Tony Bouie, FS, (Consensus 1st team)
1995	Tedy Bruschi, DE, (Unanimous 1st)
1997	Chris McAlister, CB, (3rd team TSN)
1998	Chris McAlister, CB, (Unanimous 1st - FWAA, AFCA, WCF, AP, FN, TSN) Yusuf Scott, OG, (2nd FN, 3rd AP) Trung Canidate, RB, (3rd AP) Keoni Fraser, DL; Makoa Freitas, OG (All Freshman TSN)
1999	Dennis Northcutt, KR, consensus (AP,FWAA); WR-AFCA 1st team, SN 2nd team, FN 3rd team Trung Canidate, RB, AP 3rd, FN 3rd, CBS/Sports Line 2nd, ABC/BCS 2nd
2000	Clarence Farmer, RB, (1st All Freshman TSN, 1st True Freshman Rivals.com) Michael Jolivet, CB, (1st All Freshman TSN) Reggie Sampay, C/G, (3rd All Freshman TSN, 1st True Freshman Rivals.com)
2002	Bobby Wade, WR, (2nd TSN)
2004	Antoine Cason, CB, (1st All Freshman TSN, FWAA, Rivals.com) Peter Graniello, OL, (2nd All Freshman TSN, Rivals.com)
2005	Danny Baugher, P, (1st Pro Football Weekly, 3rd AP) Mike Thomas, WR (TSN All-Freshman 2nd) Johnathan Turner, DE (TSN All-Freshman 3rd) Willie Tuitama, QB; Ronnie Palmer, LB (TSN All-Freshman HM)
2006	Antoine Cason, CB (2nd team SI.com/Rivals.com) Nick Folk, P (3rd team Rivals.com) Eben Britton, OT (2nd team TSN All-Freshman), 2nd Rivals.com
2007	Antoine Cason, CB (consensus 1st team: Walter Camp, AP, TSN, CBS Sports, ESPN.com, Rivals.com, SI.com, CollegeFootballNews) Spencer Larsen, LB (2nd team Rivals.com, 3rd-team CollegeFootballNews.com) Mike Thomas, WR (3rd team CFN.com) Rob Gronkowski (1st team Freshman TSN, Rivals.com, CollegeFootballNews.com) Colin Baxter (3rd team collegefootballnews.com; honorable mention TSN) Keenyn Crier (1st team FWAA Freshman, 2nd team Freshman TSN and Rivals.com, 1st team CollegeFootballNews.com) Nic Grigsby, RB (TSN and CFN.com honorable mention)
2008	Rob Gronkowski, TE (3rd team AP, honorable mention Pro Football Weekly) Keola Antolin, RB (honorable mention CollegeFootballNews.com all-freshman)
2009	Trevin Wade, CB (3rd team CollegeFootballNews)
2010	Juron Criner, WR (Sports Illustrated-2nd, cbssports.com -2nd, Rivals.com-3rd) Colin Baxter, C (Rivals.com-2nd); Justin Washington, DT (Sporting News Freshman -1st; CFN-1st, Steele-2nd) Tra'Mayne Bondurant, S (Phil Steele Freshman - 2nd)
2011	Fabians Ebbele, OT (Sporting News Freshman - 1st)
2012	Ka'Deem Carey, RB (CBSSports.com - 1st, Athlon Sports - 1st, Scout.com/FoxSportsNet.com - 1st, Sporting News - 1st, Walter Camp - 1st, Lindy's Sports - 1st, AP - 1st, Sports Illustrated - 1st, Phil Steele - 2nd) Austin Hill, WR (Phil Steele - 4th)

### Academic All-Americans

<b>(Elected by CoSIDA)</b>	
1968	Mike Moody, G
1975	Jon Abbott, DT
1976	Jon Abbott, DT
1977	Jon Abbott, DT
	Doug Henderson, DB (2nd)
1978	Jeff Whitton, MG (2nd)
1979	Jeff Whitton, MG (1st)
1982	Ivan Lesnik, DL (2nd)
1983	Ivan Lesnik, DL (2nd)
1985	Chuck Cecil, DB (2nd)
1986	Chuck Cecil, DB (1st)
1987	Chuck Cecil, DB (1st)
1996	Wayne Wyatt, C (1st)
2012	John Bonano (2nd)

### Scholar-Athlete Awards

#### 2012 Pac-12 Football Scholar-Athlete - John Bonano

John Bonano earned NCAA and Pac-12 Postgraduate Scholarships, the Pac-12 Tom Hansen Medal. He was named a 2012 CoSIDA Second-Team Academic All-American, the 2012 Pac-12 Football Scholar-Athlete of the Year, was a three-time Pac-12 All-Academic honoree.

In 2012, Bonano ranked fifth in the Pac-12 in scoring and No. 1 among kickers with 7.8 points per game. In his final campaign, he was 58-of-59 in PATs and 14-of-20 in field goals. He also ran in for a two-point conversion against ASU. Bonano's PAT with 0:19 to play in the Gildan New Mexico Bowl gave the Wildcats the go-ahead score to win the game, 49-48. He owns the school record for consecutive PAT kicks made with 73.

Additionally, Bonano earned a 2013 Pillar of Excellence Award, given out by Arizona's Honors College to distinguished graduating seniors. On March 3, Bonano was honored by the Southern Arizona Chapter of the National Football Foundation as a 2013 Scholar-Athlete. He earned his degree in physiology in December 2012.

#### 2007 ToyoTires Pac-10 Scholar-Athlete - Spencer Larsen

A two-time first-team Academic All-Pac-10 selection, Arizona linebacker Spencer Larsen became the first league football player named in the initial group of student-athletes to receive the conference's new Scholar-Athlete Award. Larsen's 3.70 grade point average in regional development, his first-team All-Pac-10 playing honor and his exemplary citizenship and scholastic standing helped him earn the award. He led the Pac-10 with 131 tackles his senior year, led Arizona with 15.5 tackles for loss, was in on seven fumble plays (4 FR and 3 FF) and knocked down five passes. He finished his career with a total of 312 tackles. He was a 2007 finalist for the Wuerffel Trophy awarded annually to a top citizen-athlete among national collegiate football players, and an All-America selection by rivals.com (2nd team) and cfm.com (3rd).

#### 2003 Woody Hayes Scholar-Athlete - Jason Johnson

University of Arizona senior quarterback Jason Johnson won the 2003 Woody Hayes National Scholar-Athlete Award in January 2003, honoring an exemplary year as the outstanding man in Division I athletics.

Johnson, who made outstanding appearances in both the East-West Shrine Game and Hula Bowl, earned Academic All-Pac-10 first-team quarterback honors for the second consecutive year, was a Verizon District VIII first-team Academic pick, won a berth on the American Football Coaches "Good Works Team" and completed his final year at Arizona with more than a dozen single-season, career or UA top-10 marks in passing and total offense. He was named the team's Most Valuable Offensive Player for 2002 and elected a co-captain by his teammates. He was a Canadian Football League quarterback and Grey Cup Champion for Edmonton after his graduation.

Johnson completed his undergraduate studies in 2001 with a 3.79 grade point average in business management, then was a honors graduate student in religious studies his final two semesters. Among his community activities were the Fellowship for Christian Athletes, Drug Free School Program, youth basketball coaching, Adopt a Family, Race for a Cure Cancer Walk and numerous youth-oriented speaking engagements.

#### 1996 Football Foundation Scholar-Athlete - Wayne Wyatt

A two-year starting center on the Wildcat football teams of 1995-96 and eventually one of three team captains, Wayne Wyatt earned respectable numbers on the field. But his numbers off the field captured national attention — namely his 3.941 grade point average. He was selected as one of the 16 National Football Foundation and College Hall of Fame National Scholar-Athletes in 1996, with an \$18,000 scholarship for post-graduate studies, which he used for dental school. Wyatt was named to the 1996 GTE Academic All-America football first team by the College Sports Information Directors of America, Arizona's fifth player to earn first-team scholastic honors.

Wyatt earned Pacific-10 All-Academic and GTE All-District 8 honors. He was honored as one of the UA's distinguished scholar-athletes, named every semester to the Dean's List and earned Phi Beta Kappa honors as well. He received a bachelor's degree in philosophy in August 1995 and a master's degree in business administration in May 1997.

## 2013 Arizona Football Media Guide

### **National Players of the Year**

#### **1990 Jim Thorpe Award - Darryll Lewis**

Arizona defensive back Darryll Lewis won the 1990 Jim Thorpe Award as the country's top defensive back. Lewis, who was inducted into Arizona's Sports Hall of Fame in 1995, finished his career with 14 interceptions, played in the Hula Bowl, was a third-round NFL pick and is a regular NFL starter. He was the 1990 Pac-10 Defensive Player of the Year.

Lewis was a game-turning defensive back; such as the time his interception return of 70 yards for a score helped UA beat UCLA. Or his goal-line stop of scrambling Oregon quarterback Bill Musgrave at the goal line to preserve another victory. Those were huge plays by a big-time player, but a few of many he provided as a four-year letterman from 1987-1990.

#### **1993 Outland Trophy - Rob Waldrop**

Wildcat defensive tackle Rob Waldrop capped a tremendous career as the winner of the Outland Trophy for the nation's top interior lineman in 1993.

Opponents double- and triple-teamed him at times in an effort to contain his pass rush and run-stopping techniques. Among his 53 tackles that year were 14 for losses, including eight sacks — a remarkable feat for an interior lineman. In his final two seasons, he had 18 sacks and spearheaded the play, which spawned the Wildcats' "Desert Swarm" nickname. He also won the Football Writer's inaugural Defensive Player of the Year Award, now called the Bronko Nagurski Award. He was named UPI Lineman of the Year as well.

In a superior effort at the 1994 Fiesta Bowl, Waldrop helped pin Miami with its back to the goal and came up with another sack, helping Arizona beat Miami, 29-0.

#### **1994 Lou Groza Award - Steve McLaughlin**

Arizona's Steve McLaughlin topped a remarkable four-year career in 1994 by winning the Lou Groza Collegiate Place Kicker Award as the nation's best — the player you want to kick one in the clutch. He certainly did in 1994, earning consensus first-team All-America honors.

He made 80 percent of his kicks during the season, including an amazing 12-of-16 from beyond 40 yards and 3-of-5 from beyond 50 yards. Subtracting a couple of monster tries at the end of periods, he was 23-of-27 from 57 yards and in. He led the Pac-10 in scoring with 95 points in 1994 and was first in the league and second nationally with 2.1 field goals per game. He kicked a career-best 54-yard field goal against California to earn an AT&T Long Distance Award for the longest kick of the week. He made all 26 of his point-after kicks. He was an accomplished pooch punter from field goal formation and kicked off his final two years as well.

He finished his career with 57 field goals in 81 tries and made 112-of-119 PATs for 283 points, third on the UA's all-time scoring list.

McLaughlin acquired the 'let-me-kick-it' attitude that is so critical to the trade. He had some misses that might have turned games but kept his confidence growing. One big day for McLaughlin came when his three field goals helped beat No. 1 Washington in 1992.

#### **1998 Mosi Tatupu Award - Chris McAlister**

Arizona cornerback Chris McAlister capped an outstanding three-year Wildcat career by winning the 1998 Mosi Tatupu Special Teams Player of the Year Award as the nation's top player in the kicking game.

McAlister, a unanimous All-America pick and finalist for the Jim Thorpe Award honoring the best collegiate defensive back that year as well, was involved in Arizona's special teams from both sides of the kick.

In 1998, he set the tone for the Cats' big-play 12-1 season by returning the opening kickoff 100 yards for a touchdown at Hawai'i on the first play of the year, tying his own school record set in 1996 against UCLA. He blocked punts in each of the final two regular-season games of the year and had a third deflected punt. He returned a punt 69 yards for a score against Northeast Louisiana and returned an interception 60 yards for a score against Washington State to become only the seventh player in NCAA history to have scored on kickoff, punt and interception returns in a single season.

He was a defensive player who averaged 38 yards per game in all-purpose yardage: eight kickoff returns for a 29.5 mark, five punt returns for a 20.8 mark and five interception returns for a 12.8 figure. What it meant to the Cats for three years was like having a 12th player on the field each time McAlister took his place somewhere among the action. His 18 career interceptions placed him No. 3 on UA's all-time chart, but his special teams' play was unmatched.

#### **2007 Jim Thorpe Award - Antoine Cason**

Arizona cornerback Antoine Cason became UA's second Jim Thorpe Award winner and the latest Wildcat consensus All-American since 1999 with his superlative senior season in 2007. Among his highlight-reel plays in 2007 were interception returns of 42 yards for a score against Oregon, a 56-yard punt return for a score against the Ducks and a 60-yard interception return for a score against Oregon State. He had three other interceptions on the year to give him a career total of 15, fourth best in school history. His 165 yard on INT returns was just shy of the school record 191 yards set by Thorpe Award winner Darryll Lewis in 1990. Cason was a two-time first-team All-Pac-10 selection. In 2007 he was named first-team All-America by Walter Camp, the Associated Press, The Sporting News, CBS Sports, ESPN.com, SI.com, Rivals.com and cfn.com. His electrifying play was no more special than his off-the-field comportment as a UA team spokesman and leader throughout his career. His 'Cason Cares' charity drive for cancer research in 2007 typified his renaissance leadership. He was Arizona's Ruby Award winner as the top male student-athlete for the 2007-08 school year. But his senior year's action on the field was special. He finished with 71 tackles, five interception, 14 passes defended, two forced fumbles, a sack and four tackles for loss. His four returns for scores (2 INT, 2 PR) set a UA standard.

### **National Football Foundation College Football Hall of Fame**

#### **Coach Warren Woodson - 1989 Inductee**

Arizona's head coach from 1952-56, Warren Woodson was inducted to the College Football Hall of Fame in 1989. He served as Art Luppino's head coach during his NCAA-leading rushing seasons in 1954 and 1955. During his career, he coached six NCAA rushing leaders. He led the Wildcats to a 26-22-3 record during his four seasons in Tucson.

#### **Linebacker Ricky Hunley - 1998 Inductee**

One of many defensive stars at Arizona over the years, All-America linebacker Ricky Hunley was a hugely physical presence in the early 1980s and became the first Wildcat elected to the College Football Hall of Fame, with induction in 1998. He turned down a Pittsburgh Pirates baseball offer to play football at Arizona. From 1980 to 1983, Hunley was in on an amazing 566 tackles and was a consensus first-team All-American in both 1982 and 1983. He was a three-time All-Pacific-10 Conference selection and was the 1983 Pac-10 Co-Defensive Player of the Year. A team captain in 1983, he also earned Arizona's Most Valuable Player honor in helping lead the Wildcats to a 7-3-1 record. For several seasons, he played alongside his younger brother, LaMonte, also a Wildcat linebacker. Hunley led the Wildcats in unassisted tackles every year from 1981-83 with totals of 74, 100 and 99, respectively. He also set a school record recovering five fumbles in 1983. Now a professional coach, Hunley played in the NFL for seven years and participated in Super Bowls XXI and XXII as a Denver Bronco. He has coached at Southern California and Missouri and served on the Board of Directors for the Black Coaches Association and the Minority Issues Committee of the AFCA.

#### **Coach Jim Young - 1999 Inductee**

Former University of Arizona coach Jim Young joined several other coaches — Don Coryell and Jerry Claiborne — and the likes of Herschel Walker, Billy Kilmer, John Hannah, Ross Browner and several other storied players in the 1999 class of inductees into the National Football Foundation College Hall of Fame. Young, retired in Tucson, had three successful head coaching stints, including his first at Arizona from 1973 to 1976, at Purdue from 1977 to 1981 and a tour of duty at Army from 1983 to 1990. Overall, he won more than 60 percent of his games, at 120-71-2, turning around programs at each stop. At UA, he was 31-13 and posted two 9-2 seasons in 1974 and 1975, among UA's best ever. His 1973 Arizona club finished 8-3 and tied for UA's first conference title in 40 years. At Purdue, he was 38-19-1 with three bowl victories. Coaching the Cadets, he was 51-39-1 with a 2-1 bowl record. Young, who holds bachelor's and master's degrees from Bowling Green, employed passing attacks at Arizona and Purdue and installed the wishbone at Army to reach national rushing prominence. Young completed his football career as an offensive assistant on Dick Tomey's 1992-94 Arizona staffs after Tomey talked him into delaying his retirement.

#### **Coach Darrell Mudra - 2000 Inductee**

Darrell Mudra retired from collegiate football in 1988 bringing an end to a Hall of Fame career, which boasts a 200-81-4 record and two national championships. He started his collegiate head-coaching career at Adams State in 1959 and led the team to the 1962 Mineral Bowl, where they defeated Northern Illinois 23-20. In 1963 he became the head coach at North Dakota State where he successfully turned the program around from a 0-10 record the year before, to a 1964 Mineral Bowl victory. In 1965 he won his first national championship defeating Grambling 20-7 in the Pecan Bowl. He then coached the University of Arizona for two seasons and led them to the 1968 Sun Bowl. After a successful stint at Western Illinois, Mudra coached Florida State for two years before going to Eastern Illinois where he won the Division II National Championship. During Coach Mudra's tenure at Northern Iowa, he led the team to the I-AA semifinals in 1985 and 1987. The Panthers were ranked fourth nationally at the end of the 1987 season and lost to the eventual national champion Northeast Louisiana 44-41 in overtime. He was named Kodak Region 4 Coach of the Year in 1985 while at UNI. Mudra was nicknamed "Dr. Victory" because of his success at each level, but always shied away from all of the accolades, preferring to let his assistants and players take the credit.

#### **Safety Chuck Cecil - 2009 Inductee**

A two-time First Team Academic All-America selection (1986-87), Cecil starred for Arizona from 1984 to 1987, first under the late Larry Smith and then under former head coach Dick Tomey for his final year. He began as a recruited walk-on and finished his UA career as one of the Pac-10's noted and fearless safeties. A consensus All-American in 1987, Cecil was the Aloha Bowl MVP and a two-time first-team all-conference selection, plus earned second-team honors as a sophomore. He was named Pac-10 Defensive Player of the Year in 1987 and Pac-10 Player of the Week on three occasions. A three-time Pac-10 All-Academic selection, he culminated his education as a recipient of the NCAA Top VI Award, one of the nation's top scholar-athlete citations. He was named Arizona's male winner of the the Pac-10 Conference Medal.

He holds the Arizona career record with 21 interceptions and among those returned one 100 yards for a touchdown against Arizona State in 1986, one of the most electrifying moments in UA football history. Drafted in the fourth round of the 1988 draft by the Green Bay Packers, Cecil spent seven seasons in the NFL and is currently defensive coordinator for the Tennessee Titans. Cecil has served as co-chair of the University of Arizona Medical Center Foundation campaign for UMC Trauma Center.

#### **Defensive Tackle Rob Waldrop - 2011 Inductee**

A two-time consensus All-American during his junior and senior seasons, Waldrop was the Pac-10 Defensive Player of the Year in 1993, received the Outland Trophy honoring the country's top interior lineman, was voted the Top Defensive Player of the Year by the Football Writers of America (now called the Bronko Nagurski award), and was one of four finalists for the Lombardi Trophy honoring the outstanding lineman of the year. In 1992 he was voted by opposing linemen as the Pac-10's defensive winner of the Morris Award. He earned first-team All-Pacific-10 Conference honors in 1992 and 1993 and was Pac-10 Defensive Player of the Week against Miami in 1992 and versus USC in 1993. He was named defensive MVP of the 1992 Sun Bowl. He earned Playboy Pigskin Preview All-America honors in 1993. During his senior season, Waldrop recorded 53 total tackles, 14 for losses, including eight sacks — a remarkable feat for an interior lineman. His play, which helped spawn the Wildcats' "Desert Swarm" nickname, was evident in the 1994 Fiesta Bowl when he helped guide Arizona to a shutout, 29-0 victory. He spearheaded an effort which helped the Wildcats lead the nation and set a Pac-10 record with 33 rushing yards allowed per game in 1993, when Arizona led the nation in total defense. He finished his Arizona career with an amazing 164 tackles for an interior lineman, with 44 tackles for loss and 22.5 sacks, which rate fifth in UA's history. Waldrop was drafted in '94 by the NFL's Kansas City Chiefs, played two seasons and later went on to a 1996 stint with the Toronto Argonauts of the CFL.

## 2013 Arizona Football Media Guide

### Defensive Tackle Tedy Bruschi - 2013 Inductee

With Bruschi as a key component, Arizona's Desert Swarm defense led the nation in scoring defense in 1992. In 1993, Desert Swarm led the nation in rushing defense and defined a squad that achieved UA's first 10-victory season, defeating Miami, 29-0, in the Fiesta Bowl. Bruschi was named Fiesta Bowl MVP.

Bruschi (1991-95) ended his career with 52 sacks, tied for the most in NCAA history. He was a consensus All-American in 1994 and a unanimous All-American in 1995.

Bruschi's celebrated senior season included the 1995 Pac-10 Defensive Player of the Year honors and winning the Morris Trophy as the league's best defensive lineman. He was a two-time finalist for the Lombardi Award and graduated with 74 tackles for loss, which ranked sixth in FBS history. Bruschi was named all-conference three times and he led the Wildcats to three bowl berths under head coach Dick Tomey.

The San Francisco native was a third-round selection by the New England Patriots in the 1996 NFL Draft. Bruschi enjoyed a 13-year career, winning three Super Bowls with the franchise. The Pro Bowler was named the Associated Press' Comeback Player of the Year in 2005 following a stroke.

### Other National Honors

#### Lou Groza Award

2009 Jason Bondzio, semifinalist

#### Jim Thorpe Award

1986-87 Chuck Cecil, S, semifinalist  
1998 Chris McAllister, CB, finalist  
2005 Darrell Brooks, FS, semifinalist  
2006 Antoine Cason, CB, semifinalist

#### Chuck Bednarik Award

2007 Antoine Cason, CB, semifinalist

#### Ronnie Lott Trophy

2007 Antoine Cason, CB, semifinalist

#### Rimington Trophy

2010 Colin Baxter, C, semifinalist

#### Ray Guy Award

2005 Danny Baugher, finalist

#### Biletnikoff Award

2012 Austin Hill, semifinalist

#### Walter Camp Alumni Award

2010 Tedy Bruschi

#### All-American Football Johnny Vaught Head Coach Lifetime Achievement Award

1997 Jim Young (head 1973-76, assistant 1992-94)

#### Frank Broyles Award (Top Assistant Coach)

1997 Homer Smith, OC, finalist  
1998 Rich Ellerson, DC, finalist

#### FWAA Coach of the Year

1998 Dick Tomey, Finalist

#### George Munger Award - Coach of Year

2009 Mike Stoops, semifinalist

#### FN Coach of the Year

1998 Dick Tomey, Finalist

#### Strength Coach of the Year - FootballScoop.com

2009 Corey Edmond, semifinalist

#### Running Backs Coach of the Year - FootballScoop.com

2012 Calvin Magee

#### NFFHOF Scholar-Athlete Award

2001 Eli Wnek, DE, finalist

#### NFF Hampshire Honor Society

2013 Trace Biskin, OL  
John Bonano, K  
2012 Paul Vassallo, LB  
2009 Jason Bondzio, PK  
2008 Spencer Larsen, LB

#### NFF Southern Arizona Chapter - Ricky Hunley Award

2009 James Tretheway, OT  
2010 Corey Hall, S  
2011 Anthony Wilcox, S  
2012 David Roberts, WR

#### Wuerffel Trophy

2007 Spencer Larsen, semifinalist

#### NCAA Top Six

1987 Chuck Cecil

### NCAA Postgraduate Scholarship

1978 Jon Abbott  
1979 Jeff Whitton  
1987 Chuck Cecil  
2012 John Bonano

### National Academic Momentum Award

2009 Earl Mitchell, West region winner  
2010 Jovon Hayes, West region winner

### Swede Nelson National Sportsmanship Award

1954 Art Luppino

### AFCA Good Works Team

2000 Chris Palic, P  
2001 Eli Wnek, DE  
2002 Jason Johnson, QB

### Jewish Sports Hall of Fame

2002 Josh Miller, P, 1990-92

### Virginia Sports Hall of Fame

2007 Ricky Hunley (LB 1980-83)

## 2013 Arizona Football Media Guide

### Territorial Cup Bob Moran Trophy (MVP)

2001	Bobby Wade, WR
2002	(Mike Williams-ASU)
2003	(A. Walter/L.Wade-ASU)
2004	Richard Kovalcheck, QB
2005	Terry Richardson-ASU)
2006	(Ryan Torain-ASU)
2007	(Michael Marquardt-ASU)
2008	Mike Thomas, WR
2009	Keola Antolin, RB
2010	(Brock Osweiler, QB-ASU)
2011	Nick Foles, QB
2012	(Marion Grice, RB-ASU)

### Bowl MVPs

1979	Fiesta Bowl, Dave Liggins-S, Def
1985	Sun Bowl, Max Zendejas, PK
1986	Aloha Bowl, Chuck Cecil-S, Def Alfred Jenkins-QB, Offense
1989	Copper Bowl, Scott Geyer-S, Def
1990	Aloha Bowl, Todd Burden-CB, Def
1992	Sun Bowl, Rob Waldrop-DT, Def
1994	Fiesta Bowl, Tedy Bruschi-DE, D Chuck Levy-TB, Offense
1994	Freedom, Tedy Bruschi-DE, Def
1997	Insight.com, Kelvin Eafon Jimmy Sprotte-LB, Defense
1998	Trung Canidate-RB, Offense Culligan Holiday Bowl, Keith Smith-QB, Offense
2008	Shrine Game Defensive MVP, Spencer Larsen
2008	Pioneer Fiesta Bowl, Willie Tuitama-QB
2010	Alamo Bowl Sportsmanship Award - David Douglas-WR, Offense
2012	Matt Scott - QB, Offense Marquis Flowers - LB, Defense

### Sports Illustrated All-Bowl

1998	Chris McAlister, CB
------	---------------------

### Little All-America

1935	Ted Bland, QB (1st, CE)
1937	Walter Nielsen, FB (1st, CE)
1938	Tom Greenfield, C (1st, CE)
1941	Henry Stanton, E (1st, AP)
1942	Jim Negri, HB (3rd, AP) Bob Ruman, HB (3rd, AP)

### Pac-10 Player of Year

1983	Ricky Hunley, LB (def.)
1986	Byron Evans, LB (def.)
1987	Chuck Cecil, FS (def.)
1988	Dana Wells, NG (def.)
1990	Darryll Lewis, CB (def.)
1993	Rob Waldrop, DT (def.)
1995	Tedy Bruschi, DE (def.)
2005	Mike Thomas, WR (frosch)

### Pac-10 Coach of Year

1992	Dick Tomey
------	------------

### Pac-10 Morris Trophy

1987	Dana Wells, NG
1988	Joe Tofflemire, C Dana Wells, NG
1992	Rob Waldrop, NG
1995	Tedy Bruschi, DE
1998	Yusuf Scott, OG

### All-Pacific-10 Conference

#### First-Team Honors

1978	Ron Beyer, TE
1979	Cleveland Crosby, DT
1980	Dave Liggins, DB
1981	Ricky Hunley, LB
1982	Ricky Hunley, LB Vance Johnson, RB Jeff Kiewel, OG Al Gross, DB
1983	Ricky Hunley, LB Randy Robbins, CB Brad Anderson, WR
1984	David Wood, DT LaMonte Hunley, LB Allan Durden, FS
1985	Allan Durden, FS Byron Evans, LB
1986	Byron Evans, LB Chuck Cecil, SS Joe Tofflemire, C David Adams, RB
1987	Chuck Cecil, FS Joe Tofflemire, C Dana Wells, NG Derek Hill, WR
1988	Joe Tofflemire, C Chris Singleton, OLB Dana Wells, NG
1989	Glenn Parker, OT Anthony Smith, DT Chris Singleton, OLB Jeff Hammerschmidt, FS
1990	Darryll Lewis, CB
1991	Chuck Levy, All-Purpose
1992	Keshon Johnson, CB Rob Waldrop, NG Josh Miller, P
1993	Rob Waldrop, DT Chuck Levy, All-purpose Tony Bouie, DB Sean Harris, LB Tedy Bruschi, DE
1994	Tedy Bruschi, DE Sean Harris, LB Brandon Sanders, DB Steve McLaughlin, PK Ontiwaun Carter, RB Warner Smith, OL
1995	Tedy Bruschi, DE Brandon Sanders, DB Armon Williams, ST
1996	Chris McAlister, CB Armon Williams, ST
1997	Joe Salave'a, DT Chris McAlister, CB
1998	Chris McAlister, CB Trung Canidate, RB Marcus Bell, LB Daniel Greer, DT Yusuf Scott, OG
1999	Trung Canidate, RB Dennis Northcutt, WR
2000	Lance Briggs, LB Bobby Wade, RS
2001	Lance Briggs, LB Clarence Farmer, HB
2002	Lance Briggs, ILB Bobby Wade, WR Ray Wells, ST
2005	Darrell Brooks, CB
2006	Antoine Cason, CB Syndric Steptoe, KR Nick Folk, P

2007	Antoine Cason, CB Spencer Larsen, LB Mike Thomas, WR Keenyn Crier, P
2008	Eben Britton, OT Rob Gronkowski, TE Mike Thomas, WR Mike Thomas, PR
2010	Juron Criner, WR Brooks Reed, DE
2012	Ka'Deem Carey, RM

#### Second-Team Honors

1978	Larry Heater, RB Hubert Oliver, RB Cleveland Crosby, DT Corky Ingraham, LB
1979	Hubert Oliver, FB Dave Liggins, DB Marcellus Greene, DB
1980	Marcellus Greene, DB Mike Robinson, DT Bill Jensen, OT Sergio Vega, P
1982	Ivan Lesnik, NG Glenn Perkins, ILB
1983	Tom Tunncliffe, QB Chris Brewer, RB Max Zendejas, KS Mike Freeman, OL Marsharne Graves, OL Ivan Lesnik, DT
1984	Joe Drake, NG Steve Boadway, LB Charlie Dickey, OT David Adams RB, KR
1985	Chuck Cecil, SS Joe Tofflemire, C Max Zendejas, PK Jon Horton, WR
1986	Stan Mataele, DT Gary Coston, PK Ruben Rodriguez, P Danny Lockett, OLB
1987	Derek Hill, KR
1988	Art Greathouse, RB
1989	David Eldridge, RB Doug Pfaff, PK Darryll Lewis, CB
1990	Reggie Johnson, DT Rick Warren, OG
1991	John Fina, OT Terry Vaughn, RET
1992	Mike Heemsbergen-OT Sean Harris, LB
1993	Brant Boyer, ILB Warner Smith, OG Brandon Sanders, DB
1994	Hicham El-Mashtoub, OL
1995	Kelly Malveaux, DB
1996	Joe Salave'a, DT Chester Burnett, ILB Matt Peyton, P Frank Middleton, OG
1997	Jose Portilla, OT
1998	Jeremy McDaniel, WR Keith Smith, QB DaShon Polk, LB Edwin Multalo, OT
1999	Brandon Manumaleuna, TE Bruce Wiggins, C Steven Grace, OG Marcus Bell, ILB Joe Tafoya, DT

2000	Joe Tafoya, DE Michael Jolivet, CB Marques McFadden, OL Peter Hansen, ST
2002	Bobby Wade, RS Makoa Freitas, OL Mike Bell, RB Darrell Brooks, FS
2004	Copeland Bryan, DE
2005	Antoine Cason, CB Danny Baugher, P Louis Holmes, DE Spencer Larsen, LB Michael Johnson, S
2007	Eben Britton, OT Lionel Dotson, DT
2008	Devin Ross, CB Willie Tuitama, QB
2009	Colin Baxter, OL Adam Grant, OL Earl Mitchell, DT Xavier Kelley, LB Trevin Wade, CB
2010	Adam Grant, OT Ricky Elmore, DE Colin Baxter, C
2011	Trevin Wade, CB
2012	Austin Hill, WR Matt Scott, QB

#### Honorable Mention Honors

1978	Frank Garcia, P John Schramm, OG
1979	Bill Jensen, OT Mike Robinson, DT Larry Heater, RB Mark Streeter, DB Jeff Whitton, MG Ron Catlin, OT
1980	Hubert Oliver, FB Reggie Ware, DB
1982	Brad Anderson, WR Mark Keel, TE Glenn McCormick, C Randy Robbins, DB Craig Schiller, P
1983	Jay Dobyns, WR LaMonte Hunley, ILB Joe Drake, NG John Barthalt, DT Troy Hunter, RET David Wood, DT John Kaiser, OLB
1984	Jon Horton, WR Jay Dobyns, WR Alfred Jenkins, QB Gordon Bunch, CB Lynnnden Brown, DB Max Zendejas, PK Vance Johnson, RB
1985	Gordon Bunch, CB Glenn Howell, TE Danny Lockett, OLB Ruben Rodriguez, P Craig Vesling, OLB
1986	Jim Birmingham, DT Jeff Rinehart, OT Jon Horton, WR Jeff Fairholm, WR Frank Arriola, OG
1987	Jerry Beasley, LB James DeBow, CB Art Greathouse, RB Chris Singleton, OLB

## 2013 Arizona Football Media Guide

<p>1988 James DeBow, SS David Eldridge, RB Brad Henke, DT Derek Hill, WR Bret Holley, P Kevin Singleton, ILB Alonzo Washington, RB</p>		<p>Bruce Wiggins, C Bobby Wade, WR</p>	<p>1989 Chris Singleton, LB John Fina, OT John Fina, OT John Fina, OT Jay Kirchoff, K Chad Ross, LS Paul Stamer, OL Wayne Wyatt, C Wayne Wyatt, C Jose Portilla, OT Eli Wnek, DE Eli Wnek, TE Brandon Nash, SS Eli Wnek, DE Jason Johnson, QB Justin Jochum, ST Jason Johnson, QB Ben DalMolin, LB/LS Darrell Brooks, DB (2nd) Lee Patterson, DB (2nd) Ben DalMolin, LS (2nd) Darrell Brooks, FS Spencer Larsen, LB (2nd) Spencer Larsen, LB Daniel Borg, OL Nick Folk, K Spencer Larsen, LB Jason Bondzio, PK Corey Hall, DB Jason Bondzio, PK David Roberts, WR (2nd) James Tretheway, OT (2nd) Corey Hall, DB (2nd) Chris Gronkowski, HB (2nd) R.J. Young, LB (2nd) Anthony Wilcox, DB Jake Fischer, LB John Bonano, K Adam Hall, S (2nd) R.J. Young, LB (2nd) John Bonano, K (1st) Paul Vassallo, LB (1st) Carter Lees, OL (2nd) Jared Tevis, S (2nd) Trace Biskin, OL (HM) David Roberts, WR (HM) Jared Baker, RB (1st) John Bonano, K (1st) Jake Fischer, LB (1st) Jared Tevis, S (1st) Trace Biskin, OL (2nd) Michael Cooper, TE (2nd) Trevor Ermisch, WR (HM) Reggie Gilbert, DL (HM)</p>	<p>2002 Brandon Nash, SS 2003 Jason Johnson, QB 2011 Brooks Reed, DE 2013 John Bonano, K</p> <p><b>Pac-12 Postgraduate Scholarship</b> 2012 Trace Biskin, OL 2013 John Bonano, K</p> <p><b>WAC Scholar-Athlete</b> 1968 Mike Moody 1969 Mike Moody 1978 Jon Abbott</p> <p><b>Pac-10 Players of the Week</b> 1978 Def: Cleveland Crosby (UM) Off: Larry Heater (Ore.) 1979 Off: Hubie Oliver (ASU) 1980 Def: Ricky Hunley (UCLA) 1981 Off: Tom Tunncliffe (USC) 1982 Def: John Barthalt (UCLA) Ricky Hunley (ASU) Off: T. Tunncliffe (ND/UOP) Vance Johnson (SU) Tom Tunncliffe (ASU) 1983 Def: LaMonte Hunley (UU) Randy Robbins (WSU) Ricky Hunley (UCLA) Off: Chris Brewer (OSU) Tom Tunncliffe (UCLA) 1985 Def: Allan Durden (@ California) Danny Lockett (vs. SMU) Chuck Cecil (vs. Oregon) Max Zendejas (ASU) 1986 Off: David Adams (Houston) Def: Chuck Cecil (ASU) 1987 Def: Chuck Cecil (SU) Spec: Paul Kasprzyk (UW) 1988 Def: Brad Henke (WSU) Spec: Doug Pfaff (WSU/UW) 1989 Off: David Eldridge (UCLA) Def: Chris Singleton (SU) Jeff Hammerschmidt (OU) Chris Singleton (WSU) Spec: D. Pfaff (Stan/Okla/UW) John Nies (WSU) 1990 Def: Richard Maddox (Illinois) D. Lewis (Ore/UCLA/USC) Spec: Michael Bates (WSU) 1991 Off: George Malauulu (SU) Spec: C. Levy (Ohio State) 1992 Def: Rob Waldrop (Miami) Ty Parten (UCLA) Off: OL (Stanford) Billy Johnson (Washington) Spec: Heath Bray (Cal) 1993 Def: Tedy Bruschi (Illinois) Rob Waldrop (USC) Off: Chuck Levy (Oregon) Spec: Jim Hoffman (Illinois) Chuck Levy (USC) Steve McLaughlin (SU/WSU) 1994 Def: Akil Jackson (WSU) Sean Harris (Cal) Off: Richard Dice (UCLA) Spec: Matt Peyton (WSU) 1995 Def: Brandon Sanders (WSU) Spec: A. Williams (G.Tech) Spec: Ron Holmes (Cal) 1996 Def: Chester Burnett (WSU) 1997 Def: J. Salave'a (Ohio State) Def: Mike Szlauko (Stanford) 1998 Def: Marcus Bell (Iowa)</p>
<p>1989 John Brandom, OG Scott Geyer, DB Reggie McGill, RB John Nies, P Donnie Salum, LB Ronald Veal, QB Michael Bates, KR Darren Case, LB Jeff Hammerschmidt, FS Todd Burden, CB Zeno Alexander, OLB</p>	<p>2001 Makoa Freitas, OT Young Thompson, DT Jason Johnson, QB Michael Jolivet, CB</p>	<p>1990 Ronald Veal, QB Michael Bates, KR Darren Case, LB Jeff Hammerschmidt, FS Todd Burden, CB Zeno Alexander, OLB</p>	<p>2002 Jason Johnson, QB James Hugo, TE Darrell Brooks, CB Jarvie Worcester, FS Young Thompson, DT Darrell Brooks, FS Keoki Fraser, C Marcus Smith, DE Joe Siofele, LB</p>	<p>2002 Trace Biskin, OL 2013 John Bonano, K</p>
<p>1991 Richard Holt, CB Bobby Roland, SS Ty Parten, DT Nick Fineanganofa, OG Tony Bouie, FS Brant Boyer, LB Richard Griffith, TE Billy Johnson, FB Richard Maddox, OLB George Malauulu, QB Darryl Morrison, CB Ty Parten, DT Warner Smith, OG</p>	<p>2003 Darrell Brooks, FS Keoki Fraser, C Syndric Steptoe, KR Peter Graniello, OT Mike Bell, RB Nick Folk, PK Michael Johnson, SS Syndric Steptoe, WR</p>	<p>1991 Richard Holt, CB Bobby Roland, SS Ty Parten, DT Nick Fineanganofa, OG Tony Bouie, FS Brant Boyer, LB Richard Griffith, TE Billy Johnson, FB Richard Maddox, OLB George Malauulu, QB Darryl Morrison, CB Ty Parten, DT Warner Smith, OG</p>	<p>2004 Mike Bell, RB Antoine Cason, CB Steve Fleming, TE Keoki Fraser, C Syndric Steptoe, KR Peter Graniello, OT Mike Bell, RB Nick Folk, PK Michael Johnson, SS Syndric Steptoe, WR</p>	<p>2002 Trace Biskin, OL 2013 John Bonano, K</p>
<p>1993 Ontiwaun Carter, RB Troy Dickey, WR Shawn Jarrett, OLB Rod Lewis, TE Steve McLaughlin, PK Jey Phillips, DB Jimmie Hopkins, DE</p>	<p>2005 Peter Graniello, OT Mike Bell, RB Nick Folk, PK Michael Johnson, SS Syndric Steptoe, WR</p>	<p>1993 Ontiwaun Carter, RB Troy Dickey, WR Shawn Jarrett, OLB Rod Lewis, TE Steve McLaughlin, PK Jey Phillips, DB Jimmie Hopkins, DE</p>	<p>2006 Eben Britton, OL Lionel Dotson, DL Yaniv Barnett, DL Chris Henry, RB Mike Thomas, WR</p>	<p>2002 Trace Biskin, OL 2013 John Bonano, K</p>
<p>1994 Tony Bouie, FS Richard Dice, WR Lamar Harris, TE Jim Hoffman, DT Chuck Osborne, NG Dan White, QB</p>	<p>2007 Rob Gronkowski, TE Jason Parker, DE Jason Bondzio, PK Willie Tuitama, QB Peter Graniello, OT</p>	<p>1994 Tony Bouie, FS Richard Dice, WR Lamar Harris, TE Jim Hoffman, DT Chuck Osborne, NG Dan White, QB</p>	<p>2008 Ronnie Palmer-LB, Jason Bondzio, K, Earl Mitchell, DT, Nic Grigsby, RB, Colin Baxter, OG, Keenyn Crier, P, Cam Nelson, S, Brooks Reed, DE</p>	<p>2002 Trace Biskin, OL 2013 John Bonano, K</p>
<p>1995 Richard Dice, WR Mani Ott, C Matt Peyton, P Joe Salave'a, DT Dan White, QB</p>	<p>2009 Ricky Elmore, DE Nick Foles, QB, Devin Ross, CB, Vuna Tuihalamaka, LB</p>	<p>1995 Richard Dice, WR Mani Ott, C Matt Peyton, P Joe Salave'a, DT Dan White, QB</p>	<p>2010 Paul Vassallo, LB Nick Foles, QB David Douglas, WR Keola Antolin, RB Nick Foles, QB</p>	<p>2002 Trace Biskin, OL 2013 John Bonano, K</p>
<p>1996 Richard Dice, WR Jeremy McDaniel, WR Wayne Wyatt, C Van Tuinei, DT</p>	<p>2011 Tra'Mayne Bondurant, LB John Bonano, K Kyle Quinn, C Juron Criner, WR Dan Buckner, WR Jake Fischer, LB Kyle Quinn, C Jared Tevis, S</p>	<p>1996 Richard Dice, WR Jeremy McDaniel, WR Wayne Wyatt, C Van Tuinei, DT</p>	<p>2011 Tra'Mayne Bondurant, LB John Bonano, K Kyle Quinn, C Juron Criner, WR Dan Buckner, WR Jake Fischer, LB Kyle Quinn, C Jared Tevis, S</p>	<p>2002 Trace Biskin, OL 2013 John Bonano, K</p>
<p>1997 Chester Burnett, LB Rusty James, C Rashee Johnson, SS Jimmy Sprotte, OLB Mike Szlauko, DE Rodney Williams, WR</p>	<p>2012 Dan Buckner, WR Jake Fischer, LB Kyle Quinn, C Jared Tevis, S</p>	<p>1997 Chester Burnett, LB Rusty James, C Rashee Johnson, SS Jimmy Sprotte, OLB Mike Szlauko, DE Rodney Williams, WR</p>	<p>2012 Dan Buckner, WR Jake Fischer, LB Kyle Quinn, C Jared Tevis, S</p>	<p>2002 Trace Biskin, OL 2013 John Bonano, K</p>
<p>1998 Dennis Northcutt, WR Kelvin Eafon, RB Manuia Savea, OT Mike Lucky, TE Bruce Wiggins, C Ryan Springston, P</p>	<p>2011 Tra'Mayne Bondurant, LB John Bonano, K Kyle Quinn, C Juron Criner, WR Dan Buckner, WR Jake Fischer, LB Kyle Quinn, C Jared Tevis, S</p>	<p>1998 Dennis Northcutt, WR Kelvin Eafon, RB Manuia Savea, OT Mike Lucky, TE Bruce Wiggins, C Ryan Springston, P</p>	<p>2011 Tra'Mayne Bondurant, LB John Bonano, K Kyle Quinn, C Juron Criner, WR Dan Buckner, WR Jake Fischer, LB Kyle Quinn, C Jared Tevis, S</p>	<p>2002 Trace Biskin, OL 2013 John Bonano, K</p>
<p>1999 Greg Payne, SS DaShon Polk, OLB Keith Smith, QB</p>	<p>2012 Dan Buckner, WR Jake Fischer, LB Kyle Quinn, C Jared Tevis, S</p>	<p>1999 Greg Payne, SS DaShon Polk, OLB Keith Smith, QB</p>	<p>2012 Dan Buckner, WR Jake Fischer, LB Kyle Quinn, C Jared Tevis, S</p>	<p>2002 Trace Biskin, OL 2013 John Bonano, K</p>
<p>2000 Keoni Fraser, DT Idris Haroon, DE Ortege Jenkins, QB Sean Keel, PK Brandon Manumaleuna, TE Antonio Pierce, LB</p>	<p>2012 Dan Buckner, WR Jake Fischer, LB Kyle Quinn, C Jared Tevis, S</p>	<p>2000 Keoni Fraser, DT Idris Haroon, DE Ortege Jenkins, QB Sean Keel, PK Brandon Manumaleuna, TE Antonio Pierce, LB</p>	<p>2012 Dan Buckner, WR Jake Fischer, LB Kyle Quinn, C Jared Tevis, S</p>	<p>2002 Trace Biskin, OL 2013 John Bonano, K</p>

**Pac-10 All-Academic**

1982	Ivan Lesnik, NG
1983	Ivan Lesnik, DT
1984	Lynnden Brown, SS
	Gorden Bunch, CB
1985	Chuck Cecil, SS
	Gordon, Bunch, CB
1986	Chuck Cecil, SS
	Tom Lynch, OT
1987	Chuck Cecil, FS
	Tom Lynch, OT
1988	Brad Henke, DT

**CoSIDA Academic All-District VIII**

(See Acad. All-America honorees, plus:)

1996	Wayne Wyatt, C
2001	Eli Wnek, DE
	Jason Johnson, QB (2nd)
2002	Jason Johnson, QB
2006	Spencer Larsen, LB
2011	Paul Vassallo, LB
2012	John Bonano, K
	Jake Fischer, LB

**Pac-10/12 Conference Medal**

1979	Jeff Whitton, DT
1984	Ivan Lesnik, DT
1985	Gordon Bunch, DB
1988	Chuck Cecil, FS
1990	Chris Singleton, LB
1996	Wayne Wyatt, C
1997	Joe Salave'a, DT

## 2013 Arizona Football Media Guide

Marcus Bell (Washington)  
 Off: Trung Canidate (Ore.)  
 O. Jenkins/Keith Smith (UW)  
 1999 Off: Dennis Northcut (TCU)  
 Trung Canidate (UTEF)  
 Def: Marcus Bell (USC)  
 2000 Def: Joe Tafoya (Utah)  
 Def: Idris Haroon (Stanford)  
 Def: Michael Jolivet (USC)  
 ST: Gary Love (UTEF)  
 Off: Gary Love (WSU)  
 2001 Off: Bobby Wade (ASU)  
 2002 Def: Michael Jolivet (NAU)  
 Off: Jason Johnson (Cal)  
 2003 Def.: Michael Jolivet (NAU)  
 2004 Def.: Antoine Cason (NAU)  
 2005 Def.: Michael Johnson (OSU)  
 ST: Nick Folk (OSU)  
 2006 Def.: A. Cason (WSU/Cal)  
 ST: Nick Folk (BYU/Ore)  
 Off: Chris Henry (Ore)  
 2007 Off: Willie Tuitama (UW)  
 Def: Spencer Larsen (Ore)  
 ST: Antoine Cason (Ore),  
 Keenyn Crier (USC);  
 Mike Thomas (UW);  
 Jason Bondzio (UCLA)  
 2008 Off: Keola Antolin (Cal)  
 Def: Corey Hall (UCLA)  
 ST: Keola Antolin (Toledo);  
 Mike Thomas (UCLA)  
 2009 Off: Nick Foles (Stan)  
 Def: Devin Ross (OSU),  
 Cam Nelson (UCLA),  
 Earl Mitchell (USC)  
 ST: Alex Zendejas (ASU)  
 2010 Off: Nick Foles (Iowa)  
 ST: Travis Cobb (Iowa)  
 Def: Shaq Richardson (WSU)  
 Def: Paul Vassallo (UW)  
 Off: Matt Scott (UW)  
 ST: Jake Fishcer (UCLA)  
 2011 ST: John Bonano (UCLA)  
 2012 Def: Jake Fischer (Toledo)  
 ST: John Bonano (OK State)  
 ST: Kyle Dugandzic (OSU)  
 ST: Richard Morrison (UW)  
 Def: Marquis Flowers (USC)  
 Off: Ka'Deem Carey (CU)

### All-Samoan All-Star Team

1993 Mu Tagoai, OL; 1994 Pulu Poumele, OL; 1995-97 Joe Salave'a, DT; 1997-98 Edwin Mulitalo, OT

### Playboy Preview All-America

1971 Mark Arneson, LB  
 1972 Jackie Wallace, DB  
 1975 Theopolis "T" Bell, WR  
 1979 Cleveland Crosby, DT  
 1982 Ricky Hunley, LB  
 1983 Ricky Hunley, LB  
 1988 Joe Tofflemire, C  
 1993 Rob Waldrop, DT  
 1995 Sean Harris, LB  
 1995 Tedy Bruschi, DL  
 2002 Clarence Farmer, RB

### All-Coast (UPI)

1954 Art Luppino, B (2nd)  
 1978 Ron Beyer, TE (1st)  
 1979 Jeff Whitton, NG (1st)  
 1982 Jeff Kiewel, OG (1st)  
 Vance Johnson, RB (1st)  
 Ricky Hunley, LB (1st)

Ivan Lesnik, DL (2nd)  
 Glenn Perkins, LB (2nd)  
 Al Gross, DB (2nd)  
 1986 Byron Evans, LB (1st)  
 Joe Tofflemire, C (1st)  
 David Adams, RB (2nd)  
 Chuck Cecil, SS (2nd)

### All-Time Rocky Mountain-Southwest Team (Selected by WAC, 1969)

1st Henry Stanton, end  
 Tom Greenfield, center  
 2nd Jim Donarski G, Fred Enke B

### First Team All-WAC (Western Athletic Conference Official Coaches' Team)

1963 Floyd Hudlow, RB  
 1964 John Briscoe, C  
 Floyd Hudlow, RB  
 1966 Jim Greth, RB  
 Roger Myers, OT  
 Bill Nemeth, C  
 1967 Tom Nelson, DT  
 Bill Lueck, OG  
 1968 Ron Gardin, RB/WR  
 Frank Jenkins, DE  
 John Matischak, OT  
 Tom Nelson, DT  
 1970 Mark Arneson, LB  
 1971 Mark Arneson, LB  
 Jim Ventriglia, DT  
 Bob White, S  
 Jackie Wallace, CB  
 1972 Jim O'Connor, OT  
 Jim Arneson, OG  
 Marty Shuford, P  
 Bob Crum, DE  
 Ransom Terell, LB  
 Jackie Wallace, CB  
 Bob White, S  
 1973 Jim O'Connor, OT  
 Willie Hamilton, RB  
 Rousell Williams, CB  
 Ransom Terrell, LB  
 1974 Scott Piper, SE  
 Brian Murray, OT  
 Jim Upchurch, FB  
 Theopolis "T" Bell, WR  
 Mike Dawson, DT  
 Mark Jacobs, LB  
 Dennis Anderson, S  
 1975 Theopolis Bell, WR/KR  
 Bruce Hill, QB  
 Brian Murray, OL  
 Mike Dawson, DL  
 Obra Erby, LB  
 Dennis Anderson, DB/P  
 1976 Keith Hartwig, WR  
 Bill Segal, OL  
 Lee Pistor, PK  
 1977 Jon Abbott, DL

### Second Team All-WAC

1963 Jerry Zeman, tackle  
 1964 Tom Malloy, guard  
 Ted Lawrence  
 1965 Brad Hubbert, back  
 Tom Malloy, guard  
 1966 Roger Calderwood, end  
 Joe Escalada, guard  
 Fritz Greenlee, end  
 1967 John Jones, tackle  
 Wally Scott, back

Olden Lee, LB  
 1968 Otis Comeaux, LB  
 Rex Macklin, tackle  
 Mike Moody, guard  
 Ted Sherwood, end  
 1969 Ron Gardin, back  
 Rex Macklin, tackle  
 Bill Miller, CB  
 Ted Sherwood, end  
 Kim Thompkins, guard  
 1970 Justin Lanne, safety  
 Bill McKinley, end  
 1971 Bob Crum, end  
 Marty Shuford, punter

### WAC Annual Awards

1975 Bruce Hill, back  
 Mike Dawson, lineman  
 1973 Jim Young, coach  
 Bruce Hill, rookie  
 1970 Bill McKinley, lineman  
 1968 Tom Nelson, lineman  
 1964 John Briscoe, lineman

### WAC All-Academic

1963 Gene Dahlquist, QB  
 Don Kunitz, G  
 Gerald Zeman, T  
 1964 Bob Beal, G  
 Joe Escalada, G  
 Don Kunitz, C  
 1965 Joe Escalada, G  
 1966 Fritz Greeniee, WR  
 1967 Mike Moody, OT  
 Bill Nemeth, C  
 1968 Mike Moody, OG  
 Doug Schlueter, DB  
 1969 Bill Miller, DB  
 1970 John Black, DB  
 1971 Greg Boyd, DB  
 1972 Jim Arneson, OG  
 1973 Bill Adamson, MG  
 Dan Howard, TB  
 1974 Bill Adamson, DL  
 Dan Howard, TE  
 Jon Abbott, DT  
 Doug Henderson, DB  
 1976 Jon Abbott, DT  
 Doug Henderson, DB  
 1977 Jon Abbott, MG  
 Jeff Whitton, DT  
 Doug Henderson, DB

### All-Border Conference (Official Team, all First Team)

1933 Jason Greer, end  
 Gene Filbrun, tackle  
 Ted Bland, QB  
 Swede Carlson, fb  
 1934 Bud Robinson, end  
 Earle Nolan, tackle  
 Ted Bland, QB  
 1935 Roy Wallace, end  
 Harry Clayton, tackle  
 Joe Mullen, guard  
 Charles Cochran, center  
 Ted Bland, QB  
 Ken Knox, back  
 1936 Ralph Warford, end  
 Earle Nolan, tackle  
 Claire Preninger, back  
 1937 Harry Parker, end  
 George Rogers, tackle  
 Tom Greenfield, center

1939 Bronko Smilanich, back  
 Eddie Held, end  
 Jack Dungan, tackle  
 John Black, back  
 1940 Henry Stanton, end  
 Jack Irish, tackle  
 Bill Flake, guard  
 John Black, back  
 1941 Henry Stanton, end  
 Jack Irish, tackle  
 Stan Petropolis, guard  
 1942 Jack Irish, tackle  
 Murl McCain, center  
 Bob Ruman, back  
 1946 Harry Warner, tackle  
 1947 Fred Enke, halfback  
 1948 Art Converse, center  
 1951 Bill Glazier, end  
 Jim Donarski, guard  
 Gil Gonzales, back  
 1952 Dick Christiansen, end  
 Bill Dean, tackle  
 Jim Donarski, guard  
 Kenny Cardella, back  
 1953 Buddy Lewis, tackle  
 Kenny Cardella, back  
 1954 Buddy Lewis, tackle  
 Ed Brown, guard  
 Paul Hatcher, center  
 Art Luppino, back  
 1955 Bob Griffis, guard  
 Paul Hatcher, center  
 Art Luppino, back  
 1957 Joe Young, end  
 Ed Brown, guard  
 1959 Marshall Piecentkowski, C  
 1960 Bobby Lee Thompson, back

### Second Team All-Border Conference

Roy Conn, tackle 1940; Cal Snoddy, guard 1940; Bill Smetana, back 1941; Emil Banjavacic, back 1941; Murl McCain, center 1941; Hillard Crum, end, 1946; Virgil Marsh, guard 1946; Max Spilsbury, end, 1946; William Penn, back 1946; Harry Varner, tackle 1947; Fred Kenz, guard 1947; Charles Hall, fullback, 1947-48; Bob Larsen, end, 1948; Jim Donarski, guard 1950; Eddie Wolgast, back 1950; Buddy Lewis, tackle 1952; Glenn Bowers, center 1953; Don Beasley, fullback 1953; Paul Hatcher, center 1956; Eddie Wilson, quarterback 1960; Joe Hernandez, back 1960; Tony Matz, tackle 1960.

### Arizona Players in All-Star Games (Listed by senior year for player) (\*Played Jan. 1, 1955)

#### Shrine East-West Game

1939 Walt Nielsen, B  
 1941 Henry Stanton, E  
 1956 Paul Hatcher, C  
 1964 Floyd Hudlow, B  
 1969 Ron Gardin, B  
 1971 Mark Arneson, LB  
 1972 Bob Crum, E  
 Jackie Wallace, CB  
 1974 Jim Upchurch, B  
 1975 Dennis Anderson, S  
 Mike Dawson, D  
 1981 Dave Liggins, S  
 Hubie Oliver, FB  
 Bill Nettling, TE  
 1983 Jeff Kiewel, G  
 Alfred Gross, S  
 1984 Larry Smith, head coach

## 2013 Arizona Football Media Guide

Brad Anderson, WR  
Tom Tunncliffe, QB  
1985 Vance Johnson, RB  
1986 Max Zendejas, PK  
1988 Joe Tofflemire, C  
1990 John Nies, P/PK  
1991 John Fina, OT  
1993 Ty Parten, DT  
1995 Tony Bouie, S  
Sean Harris, LB  
Ontiwaun Carter, RB  
Dick Tomey, coach  
1996 Tedy Bruschi, DE  
Chuck Osborne, DT  
Brandon Sanders, S  
1997 Joe Salave'a, DT  
1998 Joe Salave'a, DT  
1999 Edwin Mulitalo, OT  
Chris McAlister, CB-dnp  
2000 Keith Smith, QB  
2001 Bruce Wiggins, C  
Joe Tafoya, DE  
2003 Jason Johnson, QB  
Makoa Freitas, OT  
Lance Briggs, LB-dnp  
Bobby Wade, WR-dnp  
2004 Steve Fleming, TE  
2005 Darrell Brooks, S  
Gilbert Harris, RB  
2006 Michael Johnson, S  
2007 Spencer Larsen, LB  
Lionel Dotson, DL  
2008 Mike Thomas, WR  
2009 Earl Mitchell, DT  
Devin Ross, CB  
2010 Adam Grant, OT  
Ricky Elmore-DE  
2011 Trevin Wade, CB  
2012 Dan Buckner, WR  
Matt Scott, QB

### Hula Bowl Game

1967 Woody King, B  
1971 Bill McKinley, E  
1973 Bob Crum, DE  
1974 Ransom Terrell, LB  
1975 Jim Upchurch, RB  
1976 Brian Murray, DT  
1977 Obra Erby, LB  
Keith Hartwig, WR  
1979 Ron Beyer, TE  
1980 Cleveland Crosby, DT  
1981 Mike Robinson, DT  
1984 Ricky Hunley, LB  
1985 Charlie Dickey, OT  
LaMonte Hunley, LB  
1986 Allan Durden, S (dnp)  
1987 David Adams, RB  
Jon Horton, WR  
Stan Mataele, DT  
Byron Evans, LB  
1988 Chuck Cecil, S  
1989 Derek Hill, WR  
1990 Chris Singleton, LB  
Anthony Smith, DT (dnp)  
1991 Darryll Lewis, CB  
Jeff Hammerschmidt, S  
Reggie Johnson, DT  
Dick Tomey, coach  
1992 John Fina, OT (dnp)  
Dick Tomey, coach  
1993 Ty Parten, DT  
1995 Warner Smith, G  
Tony Bouie, FS

Jim Hoffman, DT  
1996 Brandon Sanders, S (inj)  
1997 Joe Salave'a, DT  
Van Tuinei, DE  
1998 Joe Salave'a, DT  
Jose Portilla, OT  
Rashee Johnson, CB  
1999 Chris McAlister, CB  
Kelvin Eafon, RB  
Mike Lucky, TE  
Jeremy McDaniel, WR  
2000 Marcus Bell, LB  
Manuia Savea, OT  
Greg Payne, S  
Trung Canidate, RB  
2001 Makai Freitas, OT  
2002 Jermaine Chatman, CB  
2003 Jason Johnson, QB  
2004 Joe Siofele, LB  
Michael Jolivet, CB  
2006 Syndric Steptoe, WR  
2007 Wilrey Fontenot, CB  
Louis Holmes, DL  
Dominic Patrick, DB

### Senior Bowl Game

1956 Art Luppino, B  
1962 Eddie Wilson, QB  
1964 Floyd Hudlow, B  
1966 Jim Greth, B  
1971 Mark Arneson, LB  
Charlie McKee, FL  
1972 Jackie Wallace, CB  
1973 Marty Shuford, FB  
1975 Theopolis "T" Bell, WR  
Mike Dawson, DT  
1981 Mike Robinson, DT  
Dave Liggins, S  
1983 Tony Neely, DB  
1984 Randy Robbins, CB  
1985 Vance Johnson, RB  
1987 Byron Evans, LB  
1988 Chuck Cecil, S (dnp)  
1989 Derek Hill, WR  
Brad Henke, DT  
1990 Chris Singleton, LB (dnp)  
Doug Pfaff, PK  
Anthony Smith, DT  
1993 Josh Miller, P  
Keshon Johnson, CB  
1994 Rob Waldrop, DT  
Rod Lewis, TE  
1995 Claudius Wright, CB  
2003 Lance Briggs, LB  
Bobby Wade, WR  
2005 Mike Bell, RB  
2006 Nick Folk, K  
2007 Antoine Cason, CB (dnp)  
2008 Mike Thomas, WR  
2010 Brooks Reed, DE  
2011 Nick Foles, QB  
Juron Criner, WR

### Blue-Gray Game

1966 Jim Greth, B  
1977 Keith Hartwig, WR  
1980 Marcellus Greene, CB  
1982 Glenn McCormick, C  
1983 Larry Smith, head coach  
Tom Tunncliffe, QB  
Brad Anderson, WR  
Marsharne Graves, OT  
John Kaiser, LB  
Ricky Hunley, LB (dnp)

1984 David Wood, DT  
1987 Jeff Fairholm, WR  
Boomer Gibson, LB  
1988 Brad Henke, DT  
1992 Richard Holt, CB  
1997 Frank Middleton, G  
Armon Williams, LB  
2000 DaShon Polk, LB  
2001 Kevin Barry, G

### Eastham Energy All-Star Game

2010 Nic Grigsby, RB  
Jermaine Chatman, CB  
  
Casino Del Sol College All-Star Game  
2011 Gino Crump, WR  
Paul Vassallo, LB  
Derek Earls, LB  
Robert Golden, CB  
Mohammed Usman, DE  
David Hill, HB  
C.J. Parish, DE  
2012 Kyle Quinn, C  
Taimi Tutogi, RB

### All-American Classic

2005 Copeland Bryan, DE  
Vince Feula (BYU), DT

### Paradise Bowl

2001 Zaharius Johnson, S  
Austin Uku, DE  
Johnny Jackson, DE  
Shelton Ross, LB  
Brandon Marshall, WR  
Brandon Nash, S  
2002 James Hugo, TE  
Ray Wells, LB  
David Hinton, CB

### Florida All-Star Gridiron Classic

1999 Mike Lucky, TE,  
2001 Marques McFadden, OL  
Ortege Jenkins, QB  
2002 Young Thompson, DT  
Makoa Freitas, ot

### North-South Game

1961 Eddie Wilson, QB  
1969 Bill Miller, CB  
1970 Bill McKinley, E  
1972 Bob McCall, B

### All-American Game (Washington, D.C.)

1962 Bobby Thompson, B  
Joe Hernandez, B

### U.S. Bowl

1962 Joe Hernandez, B  
Bobby Thompson, B

### Lion American Bowl Game

1969 Ron Gardin, B  
1975 Bruce Hill, QB

### College All-Star Game (Chicago)

1939 Bronko Smilanich, B  
1944 Bob Ruman, B  
1968 Bill Lueck, G  
1971 Mark Arneson, LB  
1972 Jackie Wallace, CB  
1975 Mike Dawson, DT

### Coaches All-America

1965 Floyd Hudlow, RB  
1969 Ron Gardin, RB  
1975 Theopolis "T" Bell, WR

### All-American Bowl (Tucson)

1960 Warren Livingston, RB  
Tony Matz, T  
1961 Bob Garis, C  
Joe Hernandez, RB  
Eddie Wilson, QB  
Bobby Thompson, RB  
1962 Vern Alexander, T

### Copper Bowl (Tucson)

1959 Willie Peete, E  
Jim Geist, QB  
1960 Jack Gillespie, B  
Ted Urness, G

### Japan All-Star

1975 Brian Murray, DT  
1977 Obra Erby, LB (Co-MVP)  
Keith Hartwig, WR  
1980 Cleveland Crosby, DT  
Larry Heater, RB  
1983 Jeff Kiewel, OT  
Larry Smith, coach  
1984 Ricky Hunley, LB  
1985 LaMonte Hunley, LB  
1986 Allan Durden, S  
1988 Boomer Gibson, LB  
Kevin McKinney, G  
1989 Dana Wells, NG  
1990 Dick Tomey, coach  
John Nies, PK  
Glenn Parker, OT  
1991 Jeff Hammerschmidt, S  
1993 Richard Maddox, OLB

### Seattle Challenge Bowl

1978 Ron Beyer, TE  
Neil Orr, G

### Christian Bowl (Murfreesboro, Tenn.)

1955 Ev Nicholson, G  
John Mellekas, T  
Skip Corley Sr., QB  
Ed McCluskey, FB

### Salad Bowl (Phoenix) (Border vs. Skyline Conference)

1954 Buddy Lewis, T  
Nick Kondora, T  
Al Webre, G  
John Vagoni, G  
Fred Schuh, QB  
Tommy Grimes, B  
Bobby Fry, B  
1955 Max Burnett, B (MVP)  
Ed McCluskey, FB  
John Mellekas, T  
Ev Nicholson, G

## 2013 Arizona Football Media Guide

### All-Time Lettermen

Abbott, Howard: 31, 32, 33  
 Abbott, Jon: 74,75,76,(77)  
 Abramo, John A.: 2003,04,05  
 Ackerman, T. Warren: 48  
 Acuff, Wendell P.: 26,27,28,(28)  
 Acton, Brian F.: 66  
 Adams, David D.: 84,85,86  
 Adams, David Lee: 04  
 Adams, Isham C. E.: 19, trainer  
 Adamson, Kenneth Edward: 34  
 Adamson, William J.: 73,74  
 Aepli, Emmett Clark: 45  
 Ahee, Solomon: 46,47  
 Ahern, Patrick: 86  
 Akinniyi, Akin: 2003,04,05  
 Albert, Philip S.: 65,66  
 Alexander, Dusty S.: 2001  
 Alexander, Vern: 60,61,62  
 Alexander, Zeno A.: 87,88,89,90  
 Alford, James: 2005,06,07  
 Allah, Jamr: 2012  
 Allen, Gallen C.: 85,87  
 Allen, Gove L., Jr.: 54,55,56  
 Allison, James C.: 70,71,72  
 Allred, Douglas O.: 55,56  
 Alualu, Ben U.: 98,00  
 Aluise, Joe: 1966  
 Amituanai, Conan: 2008,09,10  
 Anderson, Bradley S.: 81,82,83  
 Anderson, Clarence: 54,55,56  
 Anderson, Dennis J.: 73,74,75  
 Anderson, Derriak J.: 73,76,77  
 Anderson Kenneth Robert: 28,29  
 Anderson, Quintus James: 00 (Mgr.)  
 Andrew, Keith R.: 78  
 Andrus, Dexter Eli: 08  
 Anglin, Ray: 30,31,32  
 Antolin, Keola: 2008,09,10,(11)  
 Arboit, Thomas M.: 65,66  
 Arce, John H.: 73, 75, 76  
 Archibald, Charles: 09  
 Areghini, David G.: 61,63  
 Arico, Sam S.: 37,38  
 Armer, Walter D.: 38  
 Arnason, Hal G.: 68,69,70  
 Arnason, Kim S.: 70  
 Arneson, James A.: 70,72  
 Arneson, Mark E.: 69,70,(71)  
 Aro, Michael R.: 67,68  
 Arrigoni, Peter R.: 55  
 Arriola, Frank: 85,86  
 Ashby, Jack C.: 69,70  
 Ashcraft, Clarence Leslie: 38,41  
 Austin, Adam: 2006  
 Austin, Dominique: 2008,09,10  
 Austin, Wilfred G.: 24,25  
 Avegalio, Fata Ryan: 2001,02  
 Aycock, Quentin E.: 52  
 Bachman, Addison: 2011  
 Baechler, William K.: 74,75,76  
 Bagby, Charles F.: 42  
 Bailey, Michael K.: 73  
 Bailey, William H.: 84  
 Baker, Barrett: (98)  
 Baker, Dave: 73 74 75 (Mgr)  
 Baler, Jared: 2012  
 Baker, Marvin B.: 74,75  
 Baker, Scott: 76,77  
 Baker, William C.: 73,75,76  
 Balich, Nicholas S.: 57,58  
 Balikian, Michael N.: 79  
 Bail, Lawrence: 2004  
 Banjavcic, Emil T.: 39,40,(41)  
 Banks, Antonio C.: 2000, 01  
 Barajas, David: 67,68  
 Barber, Robert Olsen: 32  
 Barker, Lawrence Ward: 05  
 Barkley, Charles Everett: 16  
 Barkley, Howard T.: 19,20,21,22  
 Barkum, Derrick: 2008  
 Barnett, Rory T.: 80,84  
 Barnett, Yaniv: 2004,05,06,07  
 Barrett, Willis H.: 73,74,75  
 Barringer, John B.: 82,83,84  
 Barry, Kevin: 2000,01  
 Barthalt, John: 82,83,84  
 Barthels, Frederick: 05  
 Basye, Thomas I.: 84,86

Bateman, Ralph Lowell: 04  
 Bates Michael D.: 89,90  
 Batiste, Fred: 49,50  
 Batten, Brady E.: 93,95,96,97  
 Battista Frank J.: 59  
 Battles, Michael J.: 73,74,75  
 Baugher, Daniel: 2002, 03,04,05  
 Baucus, Jack: 2010,11  
 Baucus, Mickey: 2011, 12  
 Baxter, Colin: 2007,08,(09),(10)  
 Bayless, Zebulon Vance: 1901,02  
 Beach, Charles P.: 13,14  
 Beal Robert L.: 64,65  
 Beall, Charles Louis: 45  
 Be'Ans, Donald E.: 82,83,84,85  
 Beard, William Carl: 52,53,54  
 Beasley, Don G.: 52,53,56  
 Beasley, Jerry W.: 84,85,86,87  
 Beaton, Robert Stenhouse: 13  
 Becker, Peter: 91,93  
 Bechtold, Kenneth I.: 26,27  
 Becker, Peter C.: 91  
 Beddow, Edward W.: 39,40,41  
 Beeler, George W.: 32,33,34  
 Behr, Ernest Edward: 08  
 Beirne, Bryson: 2009,10,11  
 Bell, James Bryan: 19,20  
 Bell, Marcus Udall: 96, 97, 98, 99  
 Bell, Michael S.: 2002, 03, (04,05)  
 Bell, Ralph Lewis: 12  
 Bell, Tanner C.: 2002,03,05  
 Bell, Travis R.: 2005,06,07  
 Bell, Theopolis: 72,73,74,75  
 Bender-Ramsay, Eric: 2011, 12  
 Benjamin, Marcus: 2009  
 Bennett, Earl R.: 29,30  
 Bennett, Joseph Dean: 42,46,47  
 Bensinger, Robert: 79  
 Bentley, Donald James: 41  
 Bergman, James Morris: 34,35  
 Bergman, Craig J.: 86  
 Bernard, Allen Chouteau: 00  
 Bernhard, Durward Isaac: 11, 12  
 Berra, Carl: 39,40  
 Berry, John Chester: 34,35  
 Berry, Lowell M.: 54,55  
 Berry, Ruben: 83,84,85,86  
 Berry, William: 24 (Mgr)  
 Bertoni, Jason: 2008,09  
 Bertrand, Dave: 2005,06  
 Betty, Stuart R.: 89  
 Bever, Laurence H.: 27,28,29  
 Beyer, Ronald E.: 75,76,77,78  
 Bias, Kelvin C.: 92  
 Bichekas, Val S.: 83,84,85,86  
 Bickley, William J.: 48,49  
 Bingham, Norman J.: 48,49  
 Bird, Allen Tracy, Jr.: 10  
 Bird, Walter Duane: 10,11  
 Birmingham, Jim E.: 83,84,85,86  
 Biskin, Trace: 2011  
 Black, Charles: 04  
 Black, John Russell: 38,39,(40)  
 Black, John R.: 69,70  
 Black, William Thomas: 42,46  
 Blackwell, Harrison Jr.: 77,80  
 Blades, Ernest Orrin: 08,09  
 Bland, George B.: 42  
 Bland, Vernon Nelson: 33,34,35  
 Bleakley, Barry B.: 53,54  
 Bledsoe, John R.: 72,73,74  
 Bledsoe, Frederick W.: 1978  
 Blocker, William M.: 97  
 Bloodworth, Ted: 46  
 Boadway, Steve: 81,82,83,84  
 BoBo, Thomas Jr.: 93,94,96  
 Boche, Mark G.: 68,69  
 Boeler, George W.: 32,33,34  
 Bognanno, Joseph M.: 57,58  
 Bolen, Lee E.: 71,72  
 Bonano, John: 2009,10,11  
 Bondurant, Tra'Mayne: 2011, 12  
 Bone, James Lee: 10  
 Bonillas, Jose R.: 95,96,97,98  
 Bonillas, Ygnacio Safford: 1904  
 Bondzio, Jason: 2007-08  
 Booth, Nick: 2008,09  
 Borg, Daniel: 2006,07  
 Boris, Robert F.: 80,81

Bostrum, Enoch: 13  
 Boucher, Donald: 49,50  
 Bouie, Tony V.: 91,92,93,94  
 Bourland, David P.: 88,89,90  
 Bowden, Bill: 38 (Mgr.)  
 Bowerman, Donald R.: 54,55,56  
 Bowers, Glenn F.: 53,(54)  
 Bowers, Larry W.: 51,52,53  
 Boyd, Gregory: 70,71,72  
 Boyer, Brant T.: 92, (93)  
 Boykin, Gerald L.: 52,53  
 Bradley, John S.: 80  
 Bradstreet, Jerbert Neal: 10  
 Brady, Arthur Richard: 11  
 Brady, Blake: 2011, 12  
 Brady, James: 48 (Mgr.)  
 Branch, Joseph A.: 94, 95  
 Brandimarte, James: 75  
 Brandom, John: 86,87,88,89  
 Brandon, Van: 78,79,80,81  
 Brandt, Leo M.: 50,51,52  
 Brandt, Russ: 93, 94, 95  
 Brautigam, Roger L.: 66,67  
 Bray, Heath J.E.: 89,90,91(92)  
 Brechler, William E.: 62,63  
 Breen, Murice: 17  
 Breinig, Howard R.: 60,61, (62)  
 Brennan, R. Bradley: 96,97,98,00  
 Brennan, Thomas R.: 66,67  
 Brewer, Chris: 80,81,82,(83)  
 Brichta, Louis Chambro: 09, 10, 11  
 Bricker, Edward H.: 62,63,64  
 Briggs, Lance M.: 99, 2000, 01,(02)  
 Brisco, Arguster: 71,74  
 Briscoe, John E.: 62,63,64  
 Brittain, Brad Richard: 2002, 04,05  
 Britton, Eben: 2006,(07),(08)  
 Brockenbury, Richard A.: 15,16  
 Broderick, Glenn Burwood: 20,21,22  
 Brookfield, Charles: 71  
 Brooks, Darrell L.: 2002, 03, (04,05)  
 Brooks, David E.: 78  
 Brookshier, Frank A.: 23,24,25,  
 Brown, Charles Owen, Jr.: 03  
 Brown, Edward H.: 54,55,56,57  
 Brown, J. Duncan: 26,27  
 Brown, Lyle: 2009,10,11  
 Brown, Lynnnden A.: 81,82,83,84  
 Brown, Marvin: 99  
 Brown, Patrick L.: 58,59,60  
 Brown, Peterson: 23  
 Brown, Willard Morse: 1899  
 Brumfield, Wally M.: 72,73  
 Brunelli, Lee Q.: 85  
 Brunk, Michael D.: 62,64  
 Bruschi, Tedy L.: 92,93,94,(95)  
 Bryan, Copeland J.: 2002, 03, 04,05  
 Bryant, Jimmy R.: 63,64  
 Bubala, Joseph Eugene: 57,58,60,61  
 Buckner, Dan: 2011  
 Buehman, Albert Rex: 04  
 Bullock, James D.: 91  
 Bunch, Gordon A.: 82,83,84  
 Bundage, Cayman: 2012  
 Bundy, Michael S.: 91  
 Burden, E. Todd: 87,88,89,90  
 Burget, Christopher J.: 83,85  
 Burnett, Chester D.: 93,95,96, 97  
 Burnett, Max: 54,55  
 Burnham, Roderick Deann: (08)  
 Burrows, Ashley: 98  
 Bush, Bruce C.: 81  
 Bush-Loo, Keoni: 2012  
 Butler, Kylan: 2011, 12  
 Butts, Horatio Cotter: 27,28  
 Calderwood, Roger L.: 64,65,(66)  
 Callen, Robert Leon: 96, 98, 99  
 Calloway, Lawrence: 1905,07 (Mgr.), 08,09  
 Cameron, Carl C.: 37,38  
 Camp, Charlie: 91,92,94,95  
 Campbell, Duncan Hugh: 1899,00  
 Campbell, Nathan: 98, 99, 00  
 Campos, Jose Luis: 98  
 Campell, Thomas: 71,72,73,74  
 Canidate, Trung J.: 96,97,98, 99  
 Cannon, Frank Mullen: 10  
 Capers, Wayne Jr.: 2012  
 Capps, Clarence R.: 45  
 Capps, Ferril: 41,42

Cardella, Kenneth C.: 51,52,53  
 Cardoza, Paul J.: 74  
 Carey, Ka'Deem: 2011, 12  
 Carey, Tom: 30  
 Carlson, Clarence W.: 31,32,33  
 Carlyle, Thomas Gordon: 33,34,35  
 Carney, John T., Jr.: 61,62  
 Carpenter, Horold David: 15,16,17  
 Carpenter, Miles Miller: 08,09,10  
 Carpenter, Lewis: 20,22,23,24  
 Carpenter, Thomas: 48  
 Carr, Beau: 2002  
 Carrillo, Oscar Jr.: 47,48,49,50  
 Carroll, Joseph S.: 59,60  
 Carter, Bob R.: 79,80,81  
 Carter, John E.: 79  
 Carter, Ontiwaun E.: 91,92,93,(94)  
 Caruthers, Edward J., Jr.: 67  
 Caruthers, Sam R.: 12,13  
 Case, Darren James: 87,88,89,90  
 Case, Travis J.: 49,52  
 Cason, Antoine: 2004,05,(06,07)  
 Cassarino, William M.: 71  
 Castaneda, Rudolph: 1899  
 Castillo, Jeff Phillip: 85  
 Castle, Sam E.: 65,66  
 Castle, Stephen C.: 73  
 Catlin, Ronald: 77,78,79  
 Cecil, Charles: 84,85,86,(87)  
 Cepher, Troy: 85,86,87  
 Chacon, Brian: 2011, 12  
 Chalmers, Stephen Martin: 46  
 Chambers, Dale Sherman: 45 (Mgr)  
 Champion, William H.: 72,73  
 Chapman, Jan L.: 05  
 Chatman, Jermaine: 2000, 01  
 Chavez, William E.: 67  
 Cherry, Joe Wesley: 46  
 Chiasson, Jeffrey T.: 94,95  
 Christensen, William John: 58,59  
 Christiansen, Brian A.: 81  
 Christiansen, Richard A.: 50,51,(52)  
 Christy, Fred Chase: 00,01  
 Christy, Theodore R.: 61,62,(63)  
 Ciasca, Michael: 92,93  
 Clark, Carl Wood: 12,13  
 Clark, Donald F.: 32,33  
 Clark, Drexel D.: 30,31,32  
 Clark, George: 32 (Mgr.)  
 Clark, Marvin Carl: 21,22,(23),24  
 Clark, Wallace W.: 25,26,27,28  
 Clarke, Raymond: 70,71,72  
 Claus, Bart: 52,53,55  
 Clawson, George Albert: 12,14  
 Claves, Alfred: 23  
 Clayton, Harry H.: 34,35  
 Clayton, Reed Douglas: 85,86  
 Clifford, Brian P.: 80  
 Cloud, Leo Frederick: 12,14  
 Clubb, Fred J.: 40,41  
 Clymer, Vance Geer: 17,19,20,21  
 Cobb, Robert L.: 78,79  
 Cobb, Travis: 2009,10  
 Cobbe, George H.: 34  
 Cochran, Charles M.: 33,34(35)  
 Codd, George Gordon: 35,36,37  
 Codd, William A.: 53,54,(55)  
 Coddington, James L.: 67,68  
 Cody, William F.: 55  
 Colace, Joseph J.: 73,74  
 Cole, Dalton J.: 73,74  
 Cole, James A.: 51  
 Collier, Horace Jay: 29,30,(31)  
 Collins, Guy: 84  
 Comeaux, Otis: 67,68  
 Compton, Gilbert M.: 81  
 Concannon, James M.: 41  
 Condon, Albert Harlan: 13,14  
 Conn, C. Roy: 38,39,40  
 Connell, Thomas Joseph: 22  
 Connolly, Leo Max: 29  
 Conner, John: 82,83,84  
 Connor, David A.: 83,84  
 Converse, Arthur Lee: 46,47,(48)  
 Converse, Arthur Tracy: 77,73  
 Conwell, Dakota: 2012  
 Cook, Charles E.: 58  
 Cook, Kenneth J.: 61,(62)  
 Cook, Oscar: 17,19

## 2013 Arizona Football Media Guide

Cook, William L.: 79,80,81  
 Cooley, Thomas W.: 68,69  
 Cooper, Carl Willis: 36,38  
 Cooper, Michael: 2011, 12  
 Cooper, Van E.: 74,75,76,77  
 Coppinger, James R.: 45,46  
 Corbitt, Donald Oliver: 46,47  
 Corley, Cecil H.: 42  
 Corley, Vaughn S.: 53,54,55  
 Corley Jr., Vaughn S.: 80  
 Corral, Christopher: 91,92,93  
 Cosgrove, Bard L.: 01,(02),03  
 Costa, Dominic K.: 2002, 03  
 Coston, Gary D.: 86,87,89,(90)  
 Couch, Steve: 82  
 Coulter, Robert L.: 92,93,94  
 Courtney, David L.: 72  
 Coutchie, Fover L.: 40,41,42  
 Cox, Tremaine J.: 2001  
 Covington, J. Herbert: 35  
 Crawford, Albert M., Jr.: 13,14,15,16  
 Crawford, Johnny R.: 76,77,78,79  
 Creviston, Kenton L.: 75,76,77  
 Crier, Keenyn: 2007,08,09,10  
 Crimes, Jerome: 80,81  
 Criner, Juron: 2008,09,10,11  
 Crogan, Fred: 33,34  
 Croom, Larry: 99,00  
 Cropper, Gary Lee: 56,57,(59)  
 Crosby, Cleveland P.: 78,(79)  
 Crossman, Richard A.: 67,68,(69)  
 Crouch, Andrew: 83,85,86  
 Crouch, Cecil James: 47,49  
 Crouch, Robert E.: 24,25,(26),27  
 Crowell, Irving Potter: 21  
 Crum, Hilliard H., Jr.: 46,47  
 Crum, Robert H.: 70,71,72  
 Crump, Gino: 2010,11  
 Cunningham, Van Hugh: 45  
 Cury, Ronald E.: 70  
 Cusick, Edward Timothy: 20  
 Custer, Blake F.: 85,86,87  
 Dahlquist, Eugene M.: 63,64  
 DaLee, Ronald A.: 69,70,72  
 DalMolin, Benjamin A.: 2001, 02, 04  
 Daniels, Chidi: 99  
 Dasoff, Lester: 42  
 Day, Kyle: 2009  
 D'Auria, John C.: 71,72  
 Davidson, William Simpson: 05  
 Davies, William Walter: 30,31,(32)  
 Davis, Barto C.: 25,26  
 Davis, Derral W.: 73,75  
 Davis, Guy D.: 79,80  
 Davis, Jack O.: 55,56,(57)  
 Davis, Jerry A.: 72,73,74  
 Davis, Kenneth L.: 69  
 Davis, Preston: 64  
 Davis, Sidney P.: 51,52,53  
 Davis, Vernon C.: 71,73  
 Davitch, Jerry J.: 62,63,64,65,  
 Dawson, Michael D.: 72,73,74,75  
 Day, Courtland F.: 1899,(00),01,02,03  
 Day, Raymond A.: 48,49,50  
 Deal, Ralph E.: 27  
 Dean, Delashaun: 2007,08,09  
 Dean, John Barry: 70,71,72  
 DeBow, James W. III: 85,86,87,88  
 Deen, William E.: 50,51,52  
 Dellaccio, Dominick J.: 65  
 Demory, John W.: 70,71,72  
 Demps, Thomas: 92,93,94,95  
 Dennard, Brennan J.: 2004,05,07  
 Dennis, Karl A.: 39,40,41 (All Mgr.)  
 Denton, Brian D.: 83,84,85,86  
 Daring, Jackson D.: 53(Mgr.)  
 Denker, B.J.: 2012  
 De Rego, Lamar: 2011  
 Dermody, Richard L.: 42  
 Dersam, Michael D.: 92  
 DeSonia, Dave H.: 62,63,64  
 DeSylvia, Michael E.: 71  
 Detloff, Albert John: 03,04  
 Detwiler, Michael G.: 2000, 01  
 DeWan, Timothy D.: 64,66,67  
 Diaz, Mike: 2008,09  
 Dice, Richard P.: 93,94,95,(96)  
 Dickerson, Lynn R.: 76,78  
 Dickey, Charles J.: 83,84

Dickey, Troy: 92, 93  
 Dicus, Waldo M.: 27,29,(30)  
 Diebold, Theodore R.P.: 25,26,27,(28)  
 DiGiacomo, Curt: 84,85  
 Dirst, Wayne A.: 40,41,42  
 Divelbess, Harold L.: 23,24,25,26  
 Dixon, William: 88,89,90,91  
 Dobyns, Jay A.: 82,83,84  
 Dodge, Abbott E.: 30  
 Dodson, Richard L.: 70,71,72  
 Donarski, James D.: 50,(51),(51)  
 Doolen, Edward W.: 70,71,72  
 Dotson, Lionel: 2004,05,06,07  
 Dotsy, Vaughn: 2008,09  
 Douglas, David: 2008,09,10,11  
 Douglas, James K.: 64,65  
 Doulerakis, Steven: 97  
 Dow, Allison C.: 35  
 Dowell, Danny: 86  
 Downey, Roland V.: 16,17  
 Driscoll, C.J.: 2012  
 Drachman Frank E.: 25  
 Drake, Joe L.: 81,82,83,84  
 Driscoll, Mark P.: 68  
 Drummond, Kirk: 76,77  
 DuBose, John: 84,85  
 Dugandzic, Kyle: 2011  
 Duke, Charles L.: 68,(69)  
 Duke, Homer Ashley: 34,35,36  
 Dumelie, Laurence G.: 58  
 Dungan, Jack Rowen: 38,39,40  
 Dungan Joseph: 42  
 Dunham, Orza Kenneth: 00  
 Dunn, Thomas P.: 57  
 Dunseath, James Elliott: 29,30,31  
 Durazzo, George William: 45  
 Durden, Allan: 82,83,84,(85)  
 Durley, Earle Preston: 08,09  
 Duwe, Herman A.: 32,33,34  
 Dyer, Harvey Lee: 46,47,48  
 Eafon, Kelvin L.: 96,97,(98)  
 Ealy, Biren S.: 2002, 03  
 Earley, Wayne O.: 52 (Mgr)  
 Earls, Derek: 2010,11  
 Ebebe, Fabbians: 2011, 12  
 Eckert, Richard A.: 71  
 Eddy, Christopher L.: 71  
 Edmonds, N. Wayne: 67  
 Edwards, F. Thomas: 98  
 Edwards, Neon: 82,83,84  
 Edwards, Vance Phillips: 05  
 Eggert, Henry D.: 39,40  
 Eggold, John L.: 69,(70)  
 Eidsun, Ryan: 2003, 04, 05  
 Elder, William David: 45  
 Eldridge, David: 85,87,88  
 Elias, Josh: 2011  
 Eller, Karl: 49,50,51  
 El-Mashtoub, Hicham: 91,92,93,94  
 Elmore, Ricky: 2007,08,09,10  
 Elzer, Norman Leonard: 28  
 Engle, Ryan J.: 77  
 English, John A.: 79  
 Enke, Fred William: 46,47  
 Erb, Marion Julius: 19,20  
 Erby, Obra: 74,75,(76)  
 Erdhaus, J. Fred: 37,38  
 Ermisch, Trevor: 2011, 12  
 Erno, Trevor: 2010  
 Escalada, Joe A.: 64,65,66  
 Eschler, Lee: 49  
 Ethel, Willis: 32(Mgr)  
 Evans, Bryan G.: 82,83,84  
 Evans, Byron: 83,84,85,86  
 Evans, Jeremy W.: 94,95,96  
 Evans, John H.: 46(Mgr),47(Mgr)  
 Faafai, Faitale: 2012  
 Fairholm, Jeffrey D.: 84,85,86  
 Fairholm, Lawrence D.: 84,85,86  
 Fanene, Aiulua: 2011  
 Farley, James L.: 67  
 Farmer, Clarence E.: 2000, 01, 02, 03  
 Faulks, Jimmy Don: 60,61,62  
 Feasel, Hal B.: 61  
 Ferlan, Tim: 97  
 Ferguson, Clarence J.: 69  
 Feula, Vincent V.: 2002  
 Fiihr, Ervin H.: 50,52,53  
 Fibrun, David Eugene: 31,32,33

Fina, John J.: 88,89,90,(91)  
 Fineanganofno, Nick: 88,89,90,91  
 Finfrock, Charles D.: 66  
 Finklea, Claude M.: 54  
 Finnerty, Thomas Jackson: 17,20  
 Fipp, David B.: 94,95,96,97  
 Fischer, Jake: 2009, 10, 12  
 Fish, Frank Wakefield: 1899  
 Fitzgerald, Thomas P.: 63,64  
 Fitzpatrick, Joseph W.: 39,40  
 Flajnik, Joseph A.: 72  
 Flake, William Lindsey: 39,40  
 Flanagan, James J.: 09 (Mgr),11(Mgr)  
 Fleming, Stephen: 2001,02, 03, (04)  
 Fleury, Nicholas J.: 99, 2001  
 Flickinger, Donald Arthur: 23,24,25  
 Flory, Robert C.: 88,90  
 Flournoy, Francis S.: 77,78,80,81  
 Flowers, Marquis: 2010,11, 12  
 Foles, Nick: 2009,(10), (11)  
 Folk, Nicholas A.: 2003,04,05,06  
 Fontana, Mark: 88,89  
 Fontenot, Wilrey: 2004,05,06,07  
 Forch, Ralph F.: 22  
 Ford, Emmet Tomlinson: 04  
 Ford, William G.: 25  
 Foremaster, Duane G.: 56  
 Forwood, Christopher Ryan: 98  
 Foster, Hugh M.: 02  
 Foster, Trevor: 2007,08,10  
 Fouse, John G.: 62,63,64  
 Fowler, Charles Vaughn: 33,34,35  
 Fowler, John W.: 49  
 Fox, Nils: 83,84  
 Fraleigh, Wayne Francis: 90,91,92  
 Francis, James: 91,92,93  
 Franzel, Clifford B.: 65  
 Fraser, Keoki L.: 2001,02,03, (04)  
 Fraser, Keoni Alexander: 98,99,00  
 Freeman, Michael J.: 81,82,83  
 Freeman, Phillip: 82,83,84  
 Freemon Albert William: 59  
 Freitas, Makai K.: 97, 99, 2000  
 Freitas, R. Makoa: 98,99,2000,01,(02)  
 French, George: 36,37,38  
 Frey, William C.: 40  
 Friedman, Gary B.: 52  
 Fries, Jeffrey, E.: 64,65  
 Fry, Robert F.: 52,53,54  
 Fuimaono, Sanelia: 2011  
 Fuimaono, Nokise: 67,68  
 Fulcher, Anthony D.: 2000,01  
 Fulcher, Mark A.: 80,81  
 Gaddis, Reginald O.: 86,87,89  
 Gaffney, Timothy P.: 70,71  
 Gallagher, Paul Thomas: 30  
 Gallagher, Thomas R.: 74,75  
 Ganz, Sylvan Cleveland: 04(Mgr.)  
 Garcia, Frank B.: 78  
 Garcia, Phillip: 2009,10  
 Gardner, George Delos: 30,31  
 Gardin, Ronald L.: 68,69  
 Gareeb, Robert J.: 78,80,(81)  
 Garing, Robert C.: 59,60,(61)  
 Garis, Robert C.: 59,60,(61)  
 Gartin, Herbert D.: 35,38,39  
 Gatchel, Donald: 38,39  
 Gathers, Merie E.: 71  
 Gaut, James T.: 73  
 Gayles, Leland Orlando.: 96,98,99  
 Geist, James R.: 57,58,(59)  
 Gentry, Martin: 25,26,(27),28  
 Gerber, Howard: 73  
 Gerhart, Marion Dale: 42(Mgr.)  
 Gerst, Manuel: 36,37  
 Geyer, DeWayne Scott: 88,89  
 Giangardella, Samuel A.: 77,78,79,80  
 Gibbins, Frank Tom: 25  
 Gibbins, Percy Nicholas: 28(Mgr.)  
 Gibson, Francis L.: 84,85,86,87  
 Gibson, Gary R.: 79,80,81  
 Gieseke, Earl F.: 37,38  
 Gilbert (Gilberg), Sheldon: 54(Mgr.)  
 Gilbert, Craig L.: 89,90,(91)  
 Gilbert, Ira Norman: 16,17  
 Gilbert, Reggie: 2011, 12  
 Giles, Matthew: 68  
 Gill, Bobby L.: 2002, 03  
 Gillespie, Don S.: 30,31

Gillespie, John S.: 58,59,60  
 Gillett, Leslie Alexander: 00,01, 02  
 Gilliland, Charles H.: 22,24,(25),26  
 Gimbel, Si W.: 62,63,64  
 Giovando, Kenneth: 64  
 Glanton, Robert: 95  
 Glasenapp, Allem D.: 75,76  
 Glass, Harry L.: 76,78  
 Glazier, Leland William: 49,50,(51)  
 Glonek, Paul William: 90  
 Glover, Bradford R.: 97  
 Glover, Stafford L.: 97,98, 99  
 Gobel, Mark L.: 81,82  
 Goda, Donald J.: 50  
 Godwin, James S.: 34(Mgr.)  
 Goetz, John H.: 62  
 Goff, Joe Lahman: 46,47  
 Golden, Robert: 2008,09,10, (11)  
 Gonzales, Gilbert M.: 50,51,52  
 Gonzales, William J.: 50,51,52  
 Gonzalez, Salvador S.: 56,57  
 Goodson, Kenneth F.: 32,33  
 Goodman, Gens P.: 2002  
 Goodwin Cornelius: 73  
 Gorham, Charles W.: 72,73  
 Gorham, Chase: 2010, 12  
 Gorry, Thomas R.: 61  
 Gosar, Kevin G.: 91,92,93,94  
 Goslin, Frederick Billings: 45  
 Gottschalk: Adam: 2011  
 Gould, Silas Elias: 21  
 Grace, Steven K.: 98, 99, 2000, (01)  
 Graham, Jack: 49  
 Graham, Max Wayne: 59  
 Grand, Adam Marc: 90,91,92  
 Grandon, Jourdan: 2011, 12  
 Graniello, Peter: 2004,05,06,07  
 Grant, Adam: 2008,09,10  
 Grant, Virgil E.: 61,62,63  
 Graves, Marsharne D.: 80,81,82,83  
 Gray, Chris: 99,00  
 Gray, Harry J.: 30,31  
 Gray, Leon W.: 35,36,37  
 Greathouse, George: 74,75,76  
 Greathouse, Arthur D.: 86,87,88,90  
 Greene, Marcellus L.: 79,80  
 Greenfield, Tom Guy: 36,37,38  
 Greenfield, Walter: 09  
 Greenlee, William F.: 66  
 Greer, Daniel P.: 95,96,97,98  
 Greer, Henry B.: 37  
 Greer, Jason Wilbur: 31,32,33  
 Gresham, Glen F.: 72,73  
 Greth, James W.: 66  
 Gridley, Adam Albert: 27,28,29  
 Gridley, Rollin T.: 25,36  
 Griffin, Courtney J.: 81,83  
 Griffiths, Bob W.: 55  
 Griffith, Richard P.: 89,90,91,92  
 Grigsby, Nicolas: 2007,08,09,10  
 Grimes, Thomas d.: 53,54  
 Groninger, Robert N.: 51  
 Gronkowski, Chris: 2008,09  
 Gronkowski, Rob: 2007,08  
 Groppenbacher, Richard D.: 86,87,88  
 Gross, Alfred E., Jr.: 79,80,81,(82)  
 Grossetta, Warren Arthur: 09  
 Grossman, Jim W.: 79,80  
 Groweg, Edward A.: 09  
 Guendelsberger, James C.: 50,51  
 Gunn, Tyron C.: 96  
 Hakes, Kenneth W.: 86,87,88,89  
 Hale, Daniel James: 58  
 Hall, Adam: 2009,10  
 Hall, Charles A.: 47,48,49  
 Hall, Corey: 2006,07,08,09  
 Hall, Derek Jason: 96,98, 99  
 Hall, Herman: 2008,09  
 Hall, Reginald R.: 80  
 Hall Richard R.: 73,74,75  
 Halland, Jack D.: 60  
 Hallmark, Wame J.: 15,16,17  
 Halverson, Arthur J.: 54,55  
 Halverson, Mark L.: 77  
 Hamilton, Willie O.: 72,73,74  
 Hammels, James Vinton: 14,15  
 Hammerschmidt, Jeff B.: 87,88,89,90  
 Hampton, Mario M.: 88,89,90,91  
 Hand, Bryan: 95

## 2013 Arizona Football Media Guide

Hankins, Derek: 91  
 Hannapel, Ray: 51,53  
 Hannasch, Joseph R., Jr.: 69,70  
 Hanawalt, James F.: 86  
 Hansen, Dillon H.: 2005  
 Hansen, Peter: 98, 99, 2000, 01  
 Hankins, Rob: 2011  
 Hantla, Jeff: 76  
 Hardaway, George Dainwood: 17,19  
 Hardcastle, Kevin W.: 80,81  
 Hardin, Fariss: 37,38,39  
 Hardt, Clay R.: 2000, 01,02,(03)  
 Hardville, Andrew M.: 79,80  
 Hardy, Eugene: 84,85,86,87  
 Hardy, Reginald Wendell Jr.: 98  
 Hargis, Tom C.: 37,38,(39)  
 Hargis, William: 28,29,(30)  
 Hargrave, Richard S.: 66  
 Harman, Ronald W.: 69  
 Haroon, Idris Mubarak.: 97,98,99,00  
 Harrington, Tyrone K.: 94,95  
 Harris, Gary H.: 76,77,78,79  
 Harris, Gilbert L. Jr.: 2002, 03, 04,(05)  
 Harris, Michael L.: 68  
 Harris, Lamar: 92,93,94  
 Harris, Neal D.: 77,78,81  
 Harris, Rickie C.: 63,64  
 Harris, Sean E.: 91,92,93,(94)  
 Harrison, Henry R.: 69  
 Hart, Cornelius Brian: 62,63,64  
 Hart, Robert D.: 51,52  
 Hartwig, Malcom Keith: 74,75,76  
 Harvey, Oscar: 75,77,78  
 Harwig, Malcom Keith: 74,75,76  
 Harvey, Oscar: 75,77,78  
 Harwick, Ralph N.: 05  
 Haskins, Tracy: 47(Mgr.)  
 Hastings, Scot D.: 73  
 Hatcher, Burrell R.: 3,(04),05,08(Mgr.)  
 Hatcher, Paul: 54,(55),(56)  
 Hawes, Adam: 2005,06  
 Hawk, Michael E.: 65  
 Hawthorne, Kelvin: 79,80  
 Hayes, Jovon: 2009,10  
 Haynes, Allyn M.: 72,73,74  
 Haynes, Noel Timothy: 77,78,79  
 Hazlett, Carl E.: 56,57,58,59  
 Heater, Larry: 78,79  
 Heath, John Leigh: 45,46  
 Heavner, Kris S.: 2003,04,06,07  
 Hedgepeth, John Allen: 12  
 Heemsbergen, Mikal B.: 91,92  
 Held, Eddie Charles: 37,38,39  
 Helm, Lloyd: 32(Mgr.)  
 Henderson, Delbert: 39,40  
 Henderson, Douglass L.: 75,76,77  
 Henderson, Ronald Clyde: 33,34,35  
 Hendry, James William: 14,15, (16)  
 Henke, Brad W.: 87,88  
 Henry, Chris J.: 2004,05,06  
 Henson, Harry Donald: 46,47,48  
 Herbert, James M.: 72  
 Hernandez, Joseph M.: 60,61  
 Herring, Norman S.: 28,29  
 Hersey, Richard D.: 79,80  
 Hesson, Ryan T.: 93,94,95,96  
 Hettle, Bruce: 38,39,40  
 Hibbert, David William: 58  
 Hicks, Hadley F.: 52  
 Hicks, Taylor T.: 28  
 Hicks, Tim Paul: 85  
 Higginbotham, Aaron: 99, 2000,02  
 Higgons, John Joseph: 10 (Mgr.)  
 Higuera, Ronald J.: 65,66,67  
 Hill, Alfondia: 79,80  
 Hill, Austin: 2011, 12  
 Hill, Bruce A.: 73,74,(75)  
 Hill, Danny: 82  
 Hill, David: 2011  
 Hill, Derek Keith: 85,86,87,88  
 Hinkle, George A.: 84, 85, 86, 87  
 Hinrichs, James Thomas: 98, 99  
 Hinton, David: 2000, 01,02  
 Hinton, Jerome T.: 97  
 Hobbs, John Cole: 19,20,21,(22)  
 Hobson, Harry T.: 14 (Mgr.)  
 Hobson, Hank: 2011, 12  
 Hodges, Frederick G.: 49,50  
 Hodgeson, Gregory A.: 73,74,75

Hodnett, William Edward: 1902  
 Hoentsch, Gerhard W.: 73,74,76,77  
 Hoffman, James W.: 91,92,93,94  
 Hogan, Thomas Ellsworth: 42,46,47  
 Hoisington, Hark: 86  
 Holbrook, Horace Pollins: 04  
 Holbrook, Kenneth William: 58,59,60  
 Holland, Briam E.: 80,81,82  
 Holley, Bret: 86,87,(88)  
 Holley, R. Donald: 54,55  
 Hollingsworth, Marcus: 2003,04,05,06  
 Holmes, John Garnett: 1899  
 Holmes, Louis: 2006,07  
 Holmes, Robert: 37  
 Holmes, Ronald T.: 95,96  
 Holmes, Tim J.: 78,79,80  
 Homesley, Ray R.: 65,66,67  
 Holt, Harry T.: 76  
 Holt Julius K.: 81,82  
 Holt, Richard H.: 89,90,91  
 Hood, Allan: 30  
 Hood, Kenneth B.: 51,52,53  
 Hood, Tevin: 2012  
 Hook, James Clint: 55(Mgr.)  
 Hooper, Daren: 95  
 Hoopes, Mitchell K.: 73,74  
 Hopkins, James M.: 90,91,92,93  
 Horton Jr., Donald: 2006,07,08,09  
 Horton, Dwayne W.: 77,78  
 Horton, Jon M.: 83,84,85,86  
 Houk, Richard L.: 69  
 Houle, Joseph Arthur: 38,39  
 Housley, Jack B.: 77,78,79,80  
 Howard, Daniel J.: 73,74,75  
 Howard, Lawrence F.: 46,47,48,49  
 Howard, W. Patrick: 2001,02,03, 04  
 Howell, Glenn: 84,85  
 Hubbert, Bradley: 65,66  
 Hudgins, Robert M.: 51  
 Hudlow, Floyd L.: 63,64  
 Hugo, James: 99, 2000, 01,02  
 Huisman, Aaron: 99,00  
 Hulsh, Wayne L.: 50  
 Humphrey, Robert J.: 58  
 Hundley, Brett: 86  
 Hundley, Marquis: 2007,08  
 Hunley, K. LaMonte: 81,82,83,(84)  
 Hunley, Ricky C.: 80,81,82,(83)  
 Hunsaker, Donald Eldon: 46,47,48,49  
 Hunsaker, Ralph E.: 55,56,57,(58)  
 Hunter, Troy Lee: 82,83  
 Hunter, Kelvin Leander.: 96,97,98,99  
 Hurd, Martin C.: 58,59  
 Hurley, Steven: 68, 69  
 Huss, Joseph V.: 1915  
 Hustead, Dan: 68,69  
 Hutchinson, Glenn R.: 78,79,80  
 Hutchison, Martin L.: 66,67  
 Ingraham, Marvin (Corky): 77,(78)  
 Ippolito, Cody: 2012  
 Irish, John Robert: 40,41,42  
 Irvine, Marvin: 40  
 Irwin, Craig: 75,76  
 Irwin, William S.: 71,72,73  
 Ismay, Bill Bruce: 58,59,60  
 Israel, Harold: 34  
 Jackson, Akil F.: 93,94  
 Jackson, Chato M.: 93,94,95,96  
 Jackson, David D.: 80  
 Jackson, George Dewar: 35,36,37  
 Jackson, Greg M.: 79  
 Jackson, Johnny: 2012  
 Jackson, Johnny Ray: 2000, 01  
 Jackson, Keith M.: 75,76  
 Jackson, Lawrence Richard: 12,13,14  
 Jackson, Louis F.: 23,24,25,26  
 Jackson, Robert F.: 51,52  
 Jackson, Sir Thomas: 2012  
 Jacobs, Mark E.: 74,75,76  
 Jacobs, Robert E.: 54  
 Jacobson, Joe Ford: 22,23  
 Jacobson, Robert C.: 1902,03  
 Jacobson, Robert G.: 69  
 James, Patrick J.: 89,90  
 James, Russell F. (Rusty): 96, (97)  
 Jan, Kyle D.: 89,90,92  
 Jankowski, Edward R.: 92  
 Jarrett, Shawn C.: 92,93  
 Jefferson, James M.: 69

Jefferson, Michael D.: 2003,04,05  
 Jenkins, Alfred D.: 83,84,85,86  
 Jenkins, Daniel: 2010, 11, 12  
 Jenkins, Frank: 67, 68  
 Jenkins, Ortege: 97, 98, 99, 00  
 Jennings, Chris: 2006,07  
 Jensen, William J.: 77,78,79,80  
 Jevic, David B.: 80  
 Jochum, Justin E.: 2001,02  
 Johnson, Abraham: 65,66  
 Johnson, Albert J.: 36,38  
 Johnson, Anthony L.: 2004,05,06,(07)  
 Johnson, Billy Ray: 90,91,92,(93)  
 Johnson, Clyde: 45  
 Johnson, Christopher J.: 2002,03,04  
 Johnson, Cortez: 2011  
 Johnson, Earl William: 90  
 Johnson, Eric T.: 92,93  
 Johnson, Fred S.: 42,49  
 Johnson, Harry B.: 48  
 Johnson, James E.: 70,71  
 Johnson, Jason: 99, 2000, 01,(02)  
 Johnson, Keshon: 91,92  
 Johnson, Kirk: 2001,02,03,04  
 Johnson, Michael: 98  
 Johnson, Michael: 2005,(06)  
 Johnson, Rashee: 95,97  
 Johnson, Reggie A.: 88,89,90  
 Johnson, Robert: 41,42  
 Johnson, Richard L.: 65,66  
 Johnson, Vance E.: 81,82,83,84  
 Johnson, Warren L.: 91  
 Johnson, Zaharius N.: 99, 2000, 01  
 Jolivette, Michael: 2000, 01,02,03  
 Jones, Collins Ray: 12,13  
 Jones, David M.: 35(Mgr.)  
 Jones, Dennis K.: 70,71  
 Jones, Durrell J.: 86,87  
 Jones, Edward Horton: 01  
 Jones, Rafell O.: 95,96,98,99  
 Jones, Jeffrey A.: 83,85  
 Jones, John M., Jr.: 65,66,(67)  
 Jones, Rolland R.: 73  
 Jones, Sean C.: 2002,03,04,05  
 Jones, Weldon R.: 69  
 Joppru, Jeremy Jay: 98, 99  
 Jordan, Jimmy P.: 57  
 Juarez, Edward C.: 72,73  
 Julian, Barry S.: 89,90,91,92  
 Julsing, Jack: 2009,10  
 Just, Jeremy L.: 93  
 Justice, Steve G.: 83,84,85  
 Kaesman, Chris L.: 79,80,81,82  
 Kaiser, John F.: 82,83  
 Kalil, Frank: 80,81,82  
 Kasenetz, Jerrold: 62(Mgr.)  
 Kasprzyk, Paul Richard: 85,86,87,88  
 Kastner, Leslie: 49  
 Katnik, Norman P.: 78,79  
 Keasler, Billy Ray: 57,58  
 Kearns, William: 21 (st. trainer)  
 Keel, Mark A.: 81,82  
 Keel, C. Sean.: 98, 2000, 01,02  
 Kelley, Joe N.: 47,48,49  
 Kelley, Xavier: 2006,07,08,09  
 Kelly, Francis: 23  
 Kelly, Henry Mike: 52  
 Kelly, John R.: 49,50  
 Kelly, Larry D.: 32  
 Kelly, Roy B.: 48,49  
 Kelton, Frank Caleb: 1902,03  
 Kenley, Gary M.: 61  
 Kerley, Blake: 2006,07,08,09  
 Kerr, Steven G.: 61,62,63  
 Kersting, Kerry P.: 83  
 Kiewel, Jeffrey C.: 80,81,82  
 Killingsworth, Tipton Waller: 42  
 Kilpatrick, Ryan: 2005  
 Kimmey, William: 54(Mgr.)  
 Kindred, Randy: 86,(87)  
 King, Kurt J.: 95  
 King, Richard H., Jr.: 64,65,(66)  
 Kiniski, Eugene: 51  
 Kirchoff, Jay A.: 91,92  
 Klahr, Gary: 67,69  
 Klausen, Douglas J.: 67,69,70  
 Klyce, Michael: 2006,07  
 Knapp, A. Bruce: 31, 32  
 Knez, Fred: 42,46,(47)

Knight, Robert L.: 49  
 Knight, Webster (Wid): 76  
 Knott, David K.: 61,62,63  
 Knotts, Walter S.: 60,61  
 Knowles, Khyri: 2010  
 Knox, Charles McMeekan: 85,86  
 Knox, Kenneth W.: 34,35,36  
 Knudsen, Chris J.: 77,79,80,81  
 Koa, Henry: 75,77,78  
 Koch, F. Adrian: 97,98,99,00  
 Koenig, Virgil: 48  
 Kolesar, Stephen: 45  
 Komorowski, Jan W.: 66  
 Kondora, Nicholas: 51,52,53,54  
 Kosser, Tommy J.: 61,62  
 Kotchou, Peter: 56  
 Kovalcheck, Richard: 2004,05  
 Kramer, Barry J.: 79,80  
 Krogstad, Dane: 2004,05,06,07  
 Krohn, James: 76,,77,78,(79)  
 Krohn, Jerry S.: 79,80  
 Kriz, Richard A.: 66,68  
 Kucy, Ed Paul: 93  
 Kuhel, Roland G.: 51,52,53  
 Kula, Bryan G.: 98  
 Kulpaca, Donald R.: 56  
 Kunitz, Don R.: 62,63,64  
 Kybartas, Edmund R.: 78,79  
 Lampson, Mark: 76  
 Lang, Martin C.: 53,54,55  
 Lanne, Justin R.: 67,70  
 Larsen, Robert: 47,48  
 Larsen, Spencer L.: 2002,05,(06,07)  
 LaShelle, Kirke: 21,22,23,(24)  
 LaTourette, Lyman Dalton: 10,11,12  
 LaTourette, Verne Gerald: 14  
 Laudermilk, David L.: 1999,00  
 Lawrence, Leon: 71,72,73  
 Lawrence, Maurice Larry: 45  
 Lawrence, Ted O.: 62,63,64  
 Lawton, Troy Lindell: 84,85  
 Leary, Paul E.: 30,31  
 Lee, Bruce D.: 67,68  
 Lee, Jamal Monta: 91,92  
 Lee, Olden C.: 66,67  
 Lee, Robert E.: 41  
 Lee, Gene H.: 55,56,57  
 Lees, Carter: 2011  
 Lefotu, Kiliona: 2002,03,04,05  
 Lehmann, Steve G.: 71,72,73  
 Leiber, Henry Edward: 29,30,31  
 Leister, William Theodore: 37  
 LeKander, Lawrence M.: 58  
 Lenahan, James: 37  
 Lent, J. Gordon: 45  
 Leonard, Malosi M.: 98, 99, 2000, 01  
 Leonar, Ivan J.: 64  
 Lesnik, Ivan K.: 80,81,82,83  
 Lester, Walter Coyle: 23  
 Levasseur, Justin A.: 2001  
 Leviege, Vernon Oliver: 64,65  
 Levitre, Erick: 2004,05,06  
 Levy, Aaron: 23,24 (trainer both)  
 Levy, Al: 30(Mgr.)  
 Levy, Charles: 91,92,93  
 Levy, Leon Fred: 32,33  
 Lewis, Darryll L.: 87,88,89,90  
 Lewis, Ernest P.: 51,52,(53),(54)  
 Lewis, Gilbert E.: 75,76,77  
 Lewis, James T.: 96,98,99  
 Lewis, John F.: 52  
 Lewis, Josh: 2008  
 Lewis, Roderick A.: 90,91,92,93  
 Lewis, Sherman P., Jr.: 85,86,88,89  
 Lewis, Sterling: 2008,09  
 Lewis, Willie S.: 69,(70)  
 Libman, Joseph A.: 93  
 Liggins, David E.: 78,79,80  
 Limon, Pedro: 2003, 04, 05  
 Lindsey, Randolph L.: 80  
 Linstrom, Brian T.: 69,70,71  
 Lionberger, Talbot: 33,34  
 Liston: Craig M.: 66  
 Littlefield, Marshall: 42  
 Livingston, Warren: 57,58,59,60  
 Lockett, Danny K.: 85,86  
 Lockhart, David Lamont: 90,91  
 Lochner, James Edmund: 46  
 Loeff, Paul T.: 49

## 2013 Arizona Football Media Guide

Loew, Michael R.: 88  
 Lohmeier, Joseph M.: 91,92,93,94  
 Lohse, L, Allen: 38,39,40  
 Long, John D.: 61  
 Longacre, Joe R.: 2005,06,07,08  
 Lopez, Anthony: 2012  
 Lopez, Brandon: 2005,06,07,08  
 Lopez, Christopher J.: 91,92,93,94  
 Lopez, David: 2011  
 Lotti, Wince P.: 84,85,86,87  
 Love, Gary: 2000, 01,02, (03)  
 Love, Walter: 32 (Mgr.)  
 Lovett, Lamar E.: 91,92,93,94  
 Lovett, Lamont B.: 90,91,92,93  
 Lovin, William H.: 41,46,47  
 Lowry, John G.: 50,51,53  
 Lucky, Michael Thomas.: 95,96,97,98  
 Lueck, William M.: 65,66,67  
 Luis, Franklin Alfred: 12,13,14,15  
 Luna, Brisi Alex: 98,99,2000,01  
 Lunsford, Marc W.: 74,75,76,77  
 Luppino, Arthur E.: 53,54,55,(56)  
 Lutgerding, Robert L.: 1911  
 Lynch, Emzy Harvey: 14,15,16,(19)  
 Lynch, Thomas F.: 86,87  
 Maiava, Lene: 2012  
 MacDonald, Donald: 1905  
 MacKinnon, Donald B.: 49  
 McAlister, Christopher J.: 96,97,(98)  
 McArdle, John E.: 25,26,27,29  
 McCain, Murle M., Jr.: 40,41,(42)  
 McCall, Brandyn: 2006  
 McCall, Robert H.: 70,71,72  
 McCauley, Bruce J.: 50,51,52  
 McClanahan, R. Patrick: 75  
 McClellan, Harold A.: 20,21,22  
 McCluskey, Clarence Edward: 54,55  
 McClure, Jay D.: 70  
 McCormick, Glenn B.: 81,82  
 McCormick, Robert R.: 58,59,60  
 McCormick, William H.: 53  
 McCovy, Adrian: 2005,06,08  
 McCoy, Bobby: 2006  
 McCowan, Charles Robert: 40,41,46  
 McCrary, David Maurice: 85  
 McCray, Cai: 95  
 McCreary, Aaron Monroe: 19  
 McCreedy, Lew: 49  
 McCutcheon, Ian: 95  
 McDaniel, Jeremy Dwayne: 96,98  
 McDonald, Douglas Gene: 52,53  
 McDonald, Joseph A.: 90  
 McDonald, Mark T.: 95,97,98,99  
 McDonald, Lowell Vernon: 45,46  
 McElhannon, Gregory: 80,82  
 McElroy, Cortney: 91,92  
 McElroy, Dramayne: 2005  
 McElroy, John E.: 11  
 McElwee, Ronald D.: 66,67  
 McFadden, Marques Arthur: 98,99,00  
 McGill, Reggie R.: 87,88,89,90  
 McGinnis, Donald R.: 54  
 McGowen, William Rose: 15,16,(17)  
 McGuire, James D., Jr.: 56  
 McHone, Garon: 2006,07  
 McIntosh, Jay Angus: 11,12,(13)  
 McKee, Charles E.: 69,70,71  
 McKee, Lawrence C., Jr.: 69,70,71  
 McKee, Scott C.: 99, 2000, 01,02  
 McKinley, William J.: 68,69,(70)  
 McKinney, John: 2003, 04,05,06  
 McKinney, Kevin M.: (87)  
 McKnight, Jonathan: 2010, 12  
 McLaughlin, Steven J.: 91,92,93,(94)  
 McLemore, Chris: 85,86  
 McMillan, Walter L.: 20,22  
 McMullin, Donald J.: 81  
 McNeal, Branch P.: 85,86,87  
 McPeters, Kenneth: 89,90  
 McPherson, Orville Scharff: 13,14,15,16  
 McRae, Clarence: 2003, 04  
 McRae, W. Lee: 28  
 McShane, James E.: 40  
 Macklin, Rex N.: 67,68,69  
 Maddox, Richard O.: 90,(92)  
 Madeo, Michael L.: 66  
 Maffeo, James S.: 13;15-16 (trainer)  
 Maguire, Charles Joseph: 41  
 Mahoney, Chuck: 94,95

Mahoney, Peter T.: 77,78,79,80  
 Malauulu, George P.: 89,90,91,(92)  
 Maley, Dennis D.: 67,68  
 Mallamo, John Joseph: 41  
 Malloy, Leonard Thomas: 63,64,(65)  
 Malone, Jeffrey D.: 96  
 Malveaux, Kelly T. II: 94,95,96,97  
 Mancuso, Wayne: 53,54  
 Mangum, J. Karl: 28,29,30  
 Mann, Herbert Pinckney: 35,36,37  
 Mannely, Michael R. K.: 97  
 Mannen, Alex R.: 30,31,32  
 Manno, Thomas A.: 79,80  
 Mansfield, Eddie: 31  
 Mansfield, Monte: 1903  
 Manumaleuna, Brandon: 97,98,99,00  
 Manzo, Rudolph: 19,20,21  
 Marette, Nick: 68  
 Marlar, Claude George: 1900  
 Marlar, Lennox H.: 27,28  
 Marlar, Thomas Owen: 16,17,19,20  
 Marlar, William Edward: 1900,01  
 Marsh, Virgil Floyd: 41,42,(46)  
 Marshall, Brandon: 2000, 01  
 Marshall, Campbell A.: 21  
 Marshall, Thomas K.: 1899,00,01  
 Martin, Andrew Phillip: 02,03  
 Martin, Freddie G.: 50,51  
 Martin, Jason R.: 2002  
 Martin, Raymond B.: 56,58  
 Martinez, Javier A. III: 2002  
 Mason, James Hammett: 57,58  
 Mass, Steven A.: 65  
 Masterson, George W.: 49  
 Mataele, Stanley: 85,86  
 Mather, Jack E.: 39  
 Matishak, John A.: 66,67,68  
 Matthews, Bobby L.: 66  
 Matock, Robert G.: 50,51  
 Matulis, Adolph John: 40,41  
 Matyas, Keigh A.: 56  
 Matz, Anthony T.: 58,59,(60)  
 Maxwell, Melvin D.: 70,72,73  
 Max, Reed: 76,77,78  
 Means, Lamon: 2002,03,04,05  
 Mejaski, Joe W.: 42,  
 Melgren, Walter Give: 04,05  
 Mellekas, John S.: 52,53,54,55  
 Mendoza, Alex J., Jr.: 45  
 Mendoza, Alfred J.: 70  
 Mendoza, Fernando: 70  
 Meredith, Paul O.: 16  
 Merrill, Christopher: 2010,11  
 Merritt, George W.: 13  
 Merritt, Richard L.: 09,10,11,(12),13  
 Metcalf, Lyell E.: 56,57  
 Metcalf, Robert B.: 1902  
 Mets, Richard Keith: 32,33  
 Metzler, Michael R.: 94,95,96  
 Meyer, Archie Martin: 16,19,20  
 Meyer, Mike J.: 79,80  
 Meyer, Richard Edmund: 14,15  
 Middleton, Frank: 95,96  
 Middleton, James Arthur: 28,29,30  
 Mihalopoulos, George: 88  
 Mikaele, Lolomana: 2007,09,10  
 Miller, Duane: 48  
 Miller, Edward J.: 50,51  
 Miller, Joshua H.: 90,92  
 Miller, Leslie: 33  
 Miller, Raymond F.: 14  
 Miller, Terrence: 2009,10,11  
 Miller, William S.: 67,68,69  
 Mills, Leo: 99, 2000, 01  
 Mince, Walter R.: 59,60,61  
 Mitchell, Earl: 2006,07,08,(09)  
 Mitchell, James E.: 68  
 Mitre, Anthony: 75  
 Mitten, James Ralph: 08, 09  
 Mobley, Arnulf D.: 88,89  
 Mobley, Willie: 2010  
 Molina, James Sixto: 2002, 03  
 Molina, Matthew C.: 2001,02,03  
 Montijho, Manuel, Jr.: 04  
 Moody, Keith Denton: 85,86,87  
 Moody, William Michael: 66,67,(68)  
 Moore, Howard L.: 42  
 Moore, Kirke Tonner: 1900,01,02,03  
 Moore, Roy Webb: 1902,03,04

Mordret, Gerald: 63  
 Moret, Ray A.: 81,82  
 Moriarty, Richard A.: 67,68  
 Morrison, Darryl L.: 91,92  
 Morrison, Robert S.: 45,46,47,48,49  
 Morrison, Richard: 2010,11, 12  
 Morse, Boyd M.: 40,41,(45)  
 Morse, Milton Bingham: 26,27  
 Moseley, Palmer S.: 24,25  
 Mosley, Michael W.: 80  
 Mountcastle, Paul N.: 23  
 Muhammad, Bilal: 2010,11  
 Multitalo, Edwin Moliki: 97,98  
 Mullahey, William Michael: 58  
 Mullen, George Hiram: 1902  
 Mullen, Joseph Burr: 34,35  
 Mulleneaux, Ned: 29  
 Muller, John C.: 72,73  
 Mulvey, Edward Richard: 23(Mgr.)  
 Munds, William Harold: 10,11  
 Murdock, David Nathaniel: 32  
 Murphy, Brendan: 2012  
 Murphy, Cedric: 82,83  
 Murphy, Dale: 49  
 Murray, Brian M.: 73,74,75  
 Myers, G. Roger: 64,65,66  
 Myles, Charles R.: 94,95,96,97  
 Nadeau, Jeff: 95,97  
 Naegle, Johnny C.: 68,69,70  
 Nash, Brandon R.: 97,98, 2000, (01)  
 Nash, Charles Stanley Jr.: 98  
 Nash, Charles S.: 75,76  
 Naumetz, Rex L.: 72,73,(74)  
 Navarrete, Alfonso C.: 62,63,64  
 Nave, Frederick G.: 24  
 Neal, Mark T.: 71,72,(73)  
 Neely, Anthony W.: 79,81,82  
 Negri, T. James: 42  
 Nelson, Bryon: 82,83  
 Nelson, Cam: 2006,07,08,(09)  
 Nelson, Dearl G.: 78,79,81  
 Nelson, Thomas D.: 66,67,(68)  
 Ness, Nate: 2007,(08)  
 Nettling, William K.: 77,78,79,80  
 Nemeth, William D.: 66,(67)  
 Newtown, Raymond Austin: 05  
 Nicholson, Everett V.: 55  
 Nielsen, Walter Ring: 36,37,38  
 Nies, John R.: 88,89  
 Nolan, Michael Earle: 33,34,36  
 Norris, R. Scott: 48,49  
 Northcutt, Dennis L.: 96,97,98,99  
 Novell, Edward William: 31  
 Novosel, Joseph M.: 75  
 Nowotny, Raymond Alvin: 37  
 Nunez, Luis O.: 2003  
 Nwoko, Greg: 2009,10  
 O'Conner, August Joseph: 22,23  
 O'Connor, James M.: 72,(73)  
 O'Dowd, Jack Busch: 30,31,32  
 O'Haco, Michael J.: 41  
 O'Hara, Ryan: 2003  
 Ogunfiditimi, Olatide E.: 89  
 Oldham, James R.: 24  
 Oliver, Hubert: 77,78,79,(80)  
 Oliver, Jimmy Lee: 63,66  
 Ollason, Lawrence: 47(Mgr.)  
 Olney, William Thomas: 1899,00  
 O'Mahony, Michael F.: 61,62,63  
 O'Neil, James T.: 27(Mgr.)  
 O'Neill, Maurice Owen: 12  
 Onwuasor, Patrick: 2012  
 Orem, Clarence Leslie: 19  
 Orr, Neil H.: 75,76,77,(78)  
 Ortiz, Robert Menard: 48  
 Osborne, Charles W.: 92,93,94,95  
 Osborne, James Charles: 61  
 O'Sullivan, Joseph F.: 73,74,75  
 Ott, Charles Hyler: 38  
 Ott, Mani M.: 91,93,94,95  
 Overall, Billy G.: 56,57,58  
 Owens, William G.: 91  
 Owen, Mark J.: 54,55,56  
 Pace, John D.: 80,81  
 Padron, Matthew T.: 2003  
 Palic, Christopher: 1997,99,00  
 Palmer, Ronnie: 2005,06,07,(08)  
 Panas, Alexander P.: 37  
 Parada, John M.: 2002, 04

Parish, C.J.: 2009,11  
 Parker, Barnes R.: 41,42  
 Parker, Barnes R.: 66,67  
 Parker, George Millard: (99),00  
 Parker, Glenn A.: 88,89  
 Parker, Harry: 36,37  
 Parker, Henry Clay: 01(Mgr.)  
 Parker, Jason: 2005,06,07  
 Parker, Jesse L.: 77  
 Parker, Mike R.: 89,90  
 Parker, Rickey: 2005  
 Parks, William C.: 73,74,75  
 Pakrs, William: 2012  
 Parnell, Shawn A.: 1994,95  
 Parrish, Gary: 1984,85  
 Parten, Ty D.: 1989,90,91,(92)  
 Partridge, Bruce K.: 68  
 Pascoe, Benjamin F. Jr.: 00  
 Paske, Gary, B.: 69  
 Patrick, Dominic: 2004,05,06,07  
 Patten, Harold A.: 26,27,28,29  
 Patterson, Jason: 93,94  
 Patterson, Leslie: 2003  
 Payne, Greg Jr: 98,99  
 Payton, Joseph J.: 65,66  
 Pazerski, James V.: 63,64,(66)  
 Peete, Willie, Jr.: 56,57,58,59  
 Peete, Willie III: 81,82  
 Peggs, Joseph G.: 40,41,42  
 Pell, Jimmy R.: 55  
 Penn, William Charles: 45,46,47,48  
 Penner, Douglas Mark: 85,86,87,88  
 Perkins, Glenn W.: 79,81,82  
 Perkins, Joe: 2008,09,10  
 Perry, Daniel A.: 2000  
 Peru, Ramiro J.: 2001  
 Peter, John Wayne: 85  
 Peterson, Randall S.: 68  
 Peterson, William R.: 45,46,47,48  
 Petropolis, Stanley: 40,41,42  
 Petrosush, Joseph S.: 70,71,72  
 Pettinato, Dan: 2011, 12  
 Peyton, Matthew W.: 93,94,95,96  
 Pfaff, Douglas E.: 1988,89  
 Pfersdorf, James S.: 22  
 Phason, Wincent: 72,73,74  
 Phegley, Gordon: 72,73  
 Philbin, Willie Joe: 1992  
 Philipp, Hans: 2008  
 Philipp, Paul Y.: 2003,04,05,06  
 Phillips, Brandon J.: 2001,02,03,04  
 Phillips, Charles D.: 54  
 Phillips, Clayton: 30  
 Phillips, Jay P.: 90,91,92,(93)  
 Phillips, John E.: 71,72  
 Phillips, Thomas A.: 62,63,64  
 Pickett, Charles Edgerton: 12  
 Pickett, Ernest Charles: 1902  
 Pieczentkowski, Marshall A.: 59  
 Pierce, Alfred R.: 00  
 Pierce, Antonio: 1999,00  
 Pihl, Mark A.: 71  
 Piper, Harry W.: 35,36,37  
 Piper, Marvin M.: 13  
 Piper, Scott C.: 73,74,75  
 Pistor, Arthur Lee: 74,75,76,77  
 Pittman, Caesar, 70,71,72  
 Pittman, Corey A.: 1990,91,93  
 Pizula, Roy: 47  
 Pinski, Francis X.: 59  
 Plodinec, Tim A.: 65  
 Plousha, Cullen E.: 92,94  
 Podesta, Francis E.: 30  
 Polk, DaShon Lamor: 95,97,98,99  
 Pollard, Arthur: 46  
 Pollard, Edward J.: 61,62  
 Pollard, Leonard: 28  
 Polley, Alan K.: 55,56,(57)  
 Poole, Gregory M.: 71,72  
 Porter, William Asa: 14,(15)  
 Porter, Carter C.: 15,16,17  
 Portilla, Jose C.: 96,97  
 Poussele, Pulu T.: 90,91,93,94  
 Powers II, Howard J.: 87,88,89,90  
 Prasuhn, Jonathan R.: 93,95  
 Pratt, Michael P.: 45,46 (both Mgr.)  
 Preininger, Clair B.: 35,36  
 Preston, Gregory C.: 73,74,75,76

## 2013 Arizona Football Media Guide

Prichard, Douglass A.: 1988  
 Prickett, William D.: 1991  
 Prickett, Lance L.: 71  
 Prince, Richard C.: 68  
 Prior, Joseph L.: 84,85,86  
 Priscock, Aaron: 86  
 Proietti, Donald: 73,74  
 Puett, Ott M.: 22  
 Putton, Chris: 2010, 11, 12  
 Quihuis, Charlie G.: 73  
 Quinn, Kyle: 2009,10,11  
 Quinn, Thomas D.: 88,89,90  
 Raetzman, Charles G.: 58,59  
 Raine, William C.: 75,76  
 Rainey, Derrick: 2010,11, 12  
 Ramsey, Louis A.: 67,68  
 Ramsey, Robert: 2002  
 Ramseyer, John A.: 80  
 Randall, Delbert: 38,39  
 Randolph, David P.: 74,75  
 Rattay, John M.: 2001  
 Ray, John L.: 67,68  
 Recktenwald, Bart T.: 88  
 Redd, John C.: 36  
 Redfern, Milton L.: 67,68  
 Redhair, Jack I.: 56,57  
 Redman, William P.: 80,81,82,83  
 Reed, Brooks: 2007,08,09,(10)  
 Reed, D'Andre: 2007,08,09,10  
 Reed, Marc A.: 66,67  
 Reese, Joe: 2008  
 Reese, Terrell: 2007  
 Reeves, Craig W.: 1987  
 Reeves, Roloff Wright: 17  
 Regenovich, Mike: 41  
 Rehberg, Michael: 64  
 Reimer, Chris Joshua: 98  
 Relford, Lance: 2000, 01,02,03  
 Renaud, Charles Louis: 17  
 Renaud, Ernest James: 13,14,15  
 Renner, John Arthur: 59,60,61  
 Reynolds, Donald W.: 68,69,70  
 Reynolds Richard Walter: 46  
 Reynolds, William Graham: 00  
 Rhinehart, William: 46,47,48 (all Mgr.)  
 Rhodes, Matthew: 1998  
 Rice, Thomas Briggs: 08,(09)  
 Rich, LaChaux M.: 1994,95,97,98  
 Richards, David C.: 50,51,52  
 Richards, David: 2012  
 Richards, Matt: 2005,06  
 Richardson, Harold C.: 46,47,48,49  
 Richardson, Shaquille: 2010,11, 12  
 Richmond, Charles P.: 1899 (Mgr.)  
 Richmond, Lincoln A.: 46  
 Ridgway, George Richard Jr.: 54  
 Rigg, Ralph Lee: 10,11  
 Riggs, John D.: 29  
 Rinehart, Jeffrey A.: 85,86,87  
 Rivenburg, Roy Pelton: 47,48,(49)  
 Robbins, Randy: 80,81,82,83  
 Roberson, George B.: 08  
 Roberts, David: 2008,09,10,11  
 Robertson, Robert L.: 78  
 Robertson, Michael Alan: 98,99  
 Robinson, Brehman H.: 32,33,(34)  
 Robinson, Drew: 2011  
 Robinson, James Newton: 1899,00  
 Robinson, Mike: 79,80  
 Robinson, Paul H.: 67  
 Rockwell, Guy Lionel: 1899  
 Rodgers, Sanford L.: 65,66  
 Rodriguez, Gerold: 2005  
 Rodriguez, Mario: 93,94  
 Rodriguez, Ruben Angel: 85,86  
 Rodriguez, Ted Jr.: 97,98  
 Rogers, Andy: 33,34  
 Rogers, George Wendell: 35,36,37  
 Rogers, Regan Crist: 98  
 Rogge, Harry E. Jr.: 48  
 Rogge, Laurence E.: 66,67,68  
 Roland, Robert E.: 1990,(91)  
 Roletti, Charles John: 1907,09,(10),11  
 Rolfe, Clifton Howard: 1909,10,(11)  
 Romero, James Vincent: 1998  
 Romero, Lionel R.: 56,57  
 Roney, David M.: 1988,89  
 Roper, Gerald M.: 1981  
 Rose, Frank Winfred: 05

Rosenberg, Leo M.: 1902,(03)  
 Ross, Chad C.: 1991,92,93  
 Ross, Clarence: 37,39  
 Ross, Devin: 2006,07,08,09  
 Ross, Samuel A.: 89,90  
 Ross, Shelton S.: 99, 2000, 01  
 Rothery, Douglas E.: 68,69  
 Rubel, John Pierpont: 46,47  
 Rudolph, Martin J.: 84,85,86  
 Ruman, Bernard: 42  
 Ruman, Raymond Paul: 46,47  
 Ruman, Robert P.: 40,41,42  
 Runic, Andrew J.: 55  
 Runk, Carl A.: 60,61  
 Rush, Richard L.: 55  
 Russell, Dan C.: 49  
 Russell, Paul: 89, 90  
 Russell, Ross M.: 1899,00,01,03  
 Russell, Timothy: 88,90,91  
 Ruthrauff, John M.: 04,(05),08  
 Rutkowski, Phillip T.: 51,52,53  
 Ryan, Daniel J.: 67  
 Ryan, Patrick W.: 55  
 Sachen, Joseph: 34,35,36  
 Safranek, Darren: 99, 2000,01,02  
 Sagar, Kenneth F.: 29,30  
 Salave'a, Joe F.: 94,95,(96),97  
 Salony, Eilliam J.: 62,63  
 Salmon, John Byrd: 24,25  
 Salum, Donald G.: 88,89  
 Sampay, Reggie: 2000, 01,02,(03)  
 Sample, Clarence M.: 30,32,(33)  
 Sancec, Frank: 29  
 Sanders, Brandon C.: 1992,93,94,(95)  
 Sanders, Scott R.: 1993,94,95,96  
 Sanguinetti, John R.: 74,75,76,77  
 Santa Cruz, Fernando: 62  
 Sarnoski, Kenneth P.: 66,67,68  
 Sapp, Errol A.: 89  
 Sather, Tom: 73  
 Savea, Manuia J.: 98,99  
 Schaefer, Ernest P.: 45  
 Scelzi, Jerry J.: 64,65  
 Schillmeyer, Frederick: 54  
 Schiller, Craig S.: 82,83  
 Schlueter, Charles D.: 67,68  
 Schmid, Robert R.: 37  
 Schmidt, Paul S.: 74,75  
 Schmidtke, Kevin M.: 94,95,96,97  
 Schock, Dean: 75,76,77  
 Schramm, John: 76,77,78  
 Schuh, Frederick Jr.: 52,53,54  
 Schuldt, John F.: 73,75  
 Schultz, Chris: 79,80,81,82  
 Schwager, Adam R.: 61,63(Mgr.)  
 Schwartz, Adam G.: 97  
 Scott, Alfred: 82  
 Scott, Gainus: 2002  
 Scott, James W.: 65,66,(67)  
 Scott, Matthew: 2008,09,10  
 Scott, Thoman Marvin: 47  
 Scott, Yusuf J.: 96,97,98  
 Scurlock, Michael L.: 91,92,93,94  
 Scow, Oliver: 1901,02,03,04  
 Seaman, Bryce E.: 21  
 Seedborg, Harold N.: 39  
 Seeley, George Wesley: 14,15  
 Segal, William R.: 74,75,76,78  
 Seidel, Gus A.: 29,30,31  
 Settlemyer, George: 55(Mgr.)  
 Shackleford, Ray K.: 59,60  
 Shafton, Robert: 49, (Mgr.),50(Mgr.)  
 Shanahan, Tim: 86,87,88  
 Shannon, Michael P.: 72,73,74  
 Shapiro, Gregg D.: 90  
 Shapiro, Joshua: 95  
 Sharp, Robert L.: 23  
 Shaw, Gary L.: 79,80,81  
 Sheedy, Timothy C.: 68,69,70  
 Sheehan, Eric: 2006  
 Shelton, Michael: 2005,06  
 Shepard, Gary: 2003  
 Sherman, James T.: 68,69,70  
 Sherman, Zeonte D.: 2003,04  
 Sherwood, Ted: 67,68,69  
 Shields, Dennis A.: 70,71,72  
 Shields, Paul L. Jr.: 97,98  
 Shiflet, Marshall P.: 24,25,26  
 Shillings, Floyd V.: 50

Shuford, Louis M.: 71,72  
 Sicilan, Robert J.: 70  
 Sidebotham, William M.: 19 (Mgr.)  
 Silas, Sherrill D.: 51  
 Simmons, Aaron J.: 2007,08,09,10  
 Simondi, Louis: 33,34,35  
 Sims, Randy W.: 2004,05  
 Sine, Eddie E.: 55,56  
 Singer, Bernard: 41  
 Singfield, Antoine: 2003  
 Singleton, Chris: 86,87,88,89  
 Singleton, James T.: 61,62,63  
 Singleton, Kevin: 86,87,88,(90)  
 Sintay, Henry W.: 70,71  
 Siofele, Joseph S.: 2000,01,02,03  
 Skilling, William Emil: 34  
 Slack, Ryan: 2001,02  
 Slater, Gary W.: 56,57  
 Slaviv, Tyler: 2011  
 Slonaker, Alter Louis: 17,19,(20),21  
 Smetana, William J.: 41,47,48  
 Smigiel, Joseph M.: 92,93,94  
 Smiland, Bronko M.: 36,37,38  
 Smith, Anthony: 89  
 Smith, Bertram Louis: 1900,01  
 Smith, Brian: 85,  
 Smith, Christopher F.: 75,77,78,79  
 Smith, John Elliott: 46,47,48  
 Smith, Keith Alfred: 96,97,98,99  
 Smith, Larry D.: 82,83  
 Smith, Marcus E.: 2002,03,04,06  
 Smith, Melvin E.: 1985,87,88  
 Smith, Mikal L.: 1995,96  
 Smith, Richmond Shaw: 19,20,21  
 Smith, Stanford George: 35,36  
 Smith, Turner Church: 13,(14),15  
 Smith, Vincent R.: 90,91,92  
 Smith, Wallace Burton: 33,35,36  
 Smith, Warner M.: 91,92,93,(94)  
 Smith, William C.: 23,24,25,26  
 Smith, William E.: 54,55  
 Smith, Xavier: 2006,07,08  
 Smull, John William: 59,60,61  
 Snoddy, C. Calvert, Jr.: 38,39,40  
 Solomon, Darrell D.: 77,78  
 Sorenson, George: 26,27,28  
 Spawders, Steven A.: 67  
 Spaulding, George F.: 1910  
 Spilsbury, Max R.: 46,47,48,(49)  
 Springston, Ryan C.: 97,98  
 Sprotte, J. W. (Jimmy): 94,95,96,(97)  
 Sprotte, W. (Scooter): 95,96,98,99  
 Spurgeon, Trent: 2011  
 Stafford, Edward S.: 1899,00,01,02  
 Stamer, Paul L.: 1991,92,93,94  
 Stanton, Allan J.: 50,51,52  
 Stanton, Henry R.: 39,40,41  
 Starkey, Craig W.: 60,61,62  
 Stauffer, Howard S.: 58(Mgr.)  
 Steed, John F.: 17 (trainer)  
 Steele, Warren: 45  
 Steger, John Frederick: 36,37,38  
 Stephens, Roy A.: 49  
 Steptoe, Syndric: 2003,04,05,(06)  
 Stern, Gilbert R.: 53  
 Stetz, Chris: 1992  
 Stevens, John W.: 26(Mgr.)  
 Stevenson, Brian: 77  
 Stevenson, Nelson K.: 45  
 Stevenson, Ricky A.: 68,69  
 Stevenson, Walter H.: 27  
 Stewart, Derrick A.: 94,95  
 Stewart, Harry Alexander: 19  
 Stewart, Jesse Hobson: 03  
 Stewart, Odel L.: 88  
 Stine, Eric R.: 78  
 Stivers, Ronald M.: 81,82  
 Stoff, Frederick R.: 25,26,27,28  
 Storch, Surt Eric: 50,51,52  
 Stovall, William T.: 54,55  
 Straw, Ken Joe: 75,76,77  
 Streeter, Mark A.: 78,79  
 Streets, Robert B. Jr.: 49(Mgr.)  
 Streidnig, Michael: 88,89,90  
 Strickling, Mark C.: 92,93  
 Stump, Gerald J.: 69,71  
 Suarez, Benito G.: 1899,00,01,02,03  
 Sullivan, James Daniel: 12  
 Svob, Robert Stanley: 38,39,40

Swanson, Grant M.: 74,75  
 Sweet, Alvin Jay: 21,22  
 Sweeting, Ted G.: 62,64  
 Swick-Vialo, Mitchell: 25,26,27,29  
 Swift, Samuel E.: 39  
 Szlauko, Michael J.: 1994,95,96,97  
 Tackett, Winfred Clyde, II: 47,48  
 Tafoya, Joseph P.: 1997,98,99,00  
 Tafua, Steve: 1996  
 Tagoai, Mu Maafala: 1991,92,93,94  
 Tate, Dennis: 77  
 Tate, James, Jr.: 57  
 Tate, Joseph McLane: 04  
 Tatum, Brandon: 2005,07  
 Taula, Kirifi: 2011, 12  
 Taylor, Edgar A.: 40,41  
 Taylor, Richard M.: 40  
 Taylor, Gary E.: 93,94,95,96  
 Taylor, Cary E.: 92,93,94,95  
 Taylor, Timothy D.: 2003  
 Taylor, William Henry, Jr.: 11  
 Teilborg, Andrew: 88  
 Temple, Robert Aitchison: 37,39  
 Terrell, Damon: 1994  
 Terrell, Ransom L.: 71,72,(73)  
 Terrell, Steven K.: 72  
 Tevis, Jared: 2011, 12  
 Tewksbury, Raymond W.: 30  
 Thomas, Aaron J.: 1988  
 Thomas, Anthony D.: 97,98,2000, (01)  
 Thomas, Charles Emerson: 1903  
 Thomas, Mike: 2005,06,07,(08)  
 Thomas, Robert Russell: 20,22,23  
 Thomas, Timothy: 1993,94,95  
 Thompson, Clifton Jerry: 65,66,67  
 Thompson, Robert Lee: 60,61  
 Thompson, Todd A.: 1996  
 Thompson, Tony: 2000  
 Thompson, Young A.: 1999,00,01,02  
 Thomson, Eric A.: 80  
 Thorpe, Clarence D.: 11  
 Thorpe, Cloff E.: 82,83,84,85  
 Thurman, D'Andrae: 2000, 01,02  
 Tijerina, George: 67  
 Tillman, Dolphin E.: 1996,97,98,99  
 Titensor, Allen Earle: 37,38  
 Tofflemire, Joe S.: 85,86,87,(88)  
 Tofflemire, Paul C.: 1988,89,90,91  
 Tognett, Omero Al: 56  
 Tollefson, Eric J.: 67  
 Tomerlin, Jacob: 2005  
 Tomlin, Horald A.: 59,60  
 Tompkins, Kim L.: 68,69,70  
 Tonz, John J.: 50,51,52  
 Toon, Robert C., Jr.: 76,74,75  
 Torrey, Andre: 2003, (04)  
 Towne, Alfred: 29 (Mgr.)  
 Townsend, Harold E.: 60,61  
 Towns, Ronald: 85  
 Treadwell, Michael C.: 69,70,71  
 Treadwell, Stuart Ellsworth: 30  
 Tretheway, James: 2007,08  
 Tribollet, Charles S.: 31(Mgr.)  
 Troutman, Roy Robert: 12  
 Tucker, Gustave E.: 79  
 Tucker, Jimmy E.: 1989,90  
 Tucker, Samuel: 35,36  
 Tucker, William F.: 53,56  
 Tuihalamaka, Apaiaeta: 2008,09  
 Tuihalamaka, Vuna: 2008,09  
 Tuihalamaka, Sione: 2010,11, 12  
 Tuinei, Vaega Van: 1995,96  
 Tuipulotu, Kaniela: 2007,08  
 Tuitama, Willie: 2005,06,(07),(08)  
 Tuitavuki, Carl F.: 2002, 03  
 Tunnicliffe, Tom R.: 80,81,82,83  
 Turley, Ryan: 96,97  
 Turner, Greg P.: 81,82,83,84  
 Turner, Johnathan: 2005,06,07  
 Turner, Mike: 2007,09,10  
 Turner, Terrell: 2006,07,08,(09)  
 Tutogi, Taimi: 2009,10,11  
 Turvey, Harry Ellsworth: 14,15,16  
 Tyson, John H.: 71  
 Ugwu, Chima: 96,98  
 Uliom, Burle W.: 50,51  
 Uku, Austin M.: 99, 2000, 01  
 Umphress, Robert L.: 52  
 Underhill, Howard L. Talcott: 10,11,12

## 2013 Arizona Football Media Guide

Underwood, Dennis L.: 58,60,61  
 Underwood, Norman G.: 53(Mgr.)  
 Upchurch, James T.: 72,73,74  
 Upton, William J.: 23,24  
 Urness, Harold Edward: 58,59,60  
 Usman, Mohammed: 2010,11  
 Usu, Ega: 98,99  
 Usu, Tevete: 95,97  
 Utu, McCann L.: 90,91  
 Vagoni, John G.: 52,54  
 Vail, Hervert P.: 40,41,42  
 Valder, Jeffrey W.: 86  
 Valenzuela, Mark: 76,77,78(Mgr.)  
 Valentine, Juan A.: 2002  
 Vance, Calvert Lee: 16,17(Mgr.)  
 Van Dusen, Robert E.: 22,23  
 Van Hooser, John S.: 52  
 Vargas, Orlando: 2008,09  
 Varner, Harry Howard, Jr.: 46,47,(48)  
 Vasquez, D.J.: 98,99  
 Vassallo, Paul: 2010, (11)  
 Vassar, Charles Q.: 50,51 (Mgr.)  
 Vaughn, Terrance R.: 90,91,92,93  
 Veal, Devin: 2008  
 Veal, Ronald R.: 87,88,89,90  
 Vega, Sergio V.: 80,81  
 Ventrigila, James J.: 69,70,71  
 Verbalaitis, Victor Hugh: 83,84,86,87  
 Verfurth, Ralph Ryan: 17  
 Vesling, Craig: 82,83,84,85  
 Vickers, Elmer Francis, Jr.: 33,35,36  
 Vickers, Ryan: 1985, 86  
 Vorsheck, John P.: 2001,02  
 Vose, Hamilton III: 54,55  
 Wacholz, Bill: 2006,07  
 Wade, Marcel R.: 89,90,91,92  
 Wade, Robert L.: 99, 2000, 01,(02)  
 Wade, Trevin: 2008,09,10, (11)  
 Wakefield, Melvin F.: 41  
 Walczak, Mark C.: 82,83,84,85  
 Waldrop, Robert F.: 90,91,92,93  
 Walker, Bruce E.: 72,73  
 Walker, Daniel R.: 77,78  
 Walker, Frank S.: 25(Mgr.)  
 Walker, Willie: 1994,95,96  
 Walker, Willis Lester: 39  
 Wallace, Darnell J.: 77  
 Wallace, Jackie: 70,71,72  
 Wallace, James E.: 71,72  
 Wallace, Roy Oliver: 33,34,35  
 Wallendorf, Don: 51  
 Ward, Jowyn: 2008,09,11  
 Ward, Kevin M.: 79,80,81,82  
 Ware, Reginald D.: 78,79,80  
 Warford, Ralph Elmo: 34,35,36  
 Wargo, Paul G., Jr.: 66  
 Warner, James E.: 87,88,89  
 Warren, Brian V.: 82,83  
 Warren, Clinton: 27,28,29  
 Warren, Paul B.: 69  
 Warren, Richard M.: 89,(90)  
 Wartman, Charles H.: 23  
 Washington, Alonzo: 87,88  
 Washington, Justin: 2010,11, 12  
 Wasko, Robert: 1995  
 Watkins, Clyde: 36,37,38  
 Watley, Mark II: 2010  
 Watson, David J.: 95,96  
 Watters, Robert L.: 88  
 Webb, Charles R.: 84,85,86, (87)  
 Weber, Brett P.: 80,81  
 Webre, Alcide N.: 53,54  
 Weiler, Carl E.: 51,52,53  
 Weinstein, Bernard: 45  
 Wellman, Glenn R.: 83  
 Wells, Dana C., Jr.: 85,86,87,88  
 Wells, Raymond E.: 2001,02  
 Wendler, James. M.: 97,98,99  
 West, Kenneth Dale: 60  
 Westgard, Carl C.: 31,32  
 Wetencamp, Paul F.: 13(Mgr.)  
 Wharton, Garic: 2011, 12  
 White, Dan Jerome: 93,94,(95)  
 White, Edward Willard: 04  
 White, John Carroll: 29,30  
 White, Lou V.: 62,63,64  
 White, Marshall: 67  
 White, Robert G.: 70,71,72,  
 White, Roy M.: 30

White, Ruben J.: 65,68  
 Whiteside, William Hershel: 00  
 Whitfield, Ashland O.: 70  
 Whitlow, Robert E.: 56,57  
 Whitmore, Dale N. Jr.: 96,97  
 Whitton, Jeffrey M.: 76,77,78,79  
 Wiggins, Bruce H. III: 97,98,99,00  
 Wigley, Roy Clark: 36,37,38  
 Wilcox, Anthony: 2008,10  
 Wild, Donald R.: 59,60  
 Wilde, Trevor: 1999,00  
 Wiley, Ross Lynden: 20,21  
 Wiley, Labarron: 78  
 Wiley, Robert: 76  
 Wilky, Leslie Guy: 09,11,12  
 Willett, James M.: 64,65  
 Williams, Armon A.: 93,94,95,(96)  
 Williams, Carlos D.: 2001,02,03, (04)  
 Williams, Larry Dean: 58,59,60,61  
 Williams, Ricky R. Jr.: 2002,03,04  
 Williams, Rodney A.: 95,96,(97)  
 Williams, Rousell: 72,73,74  
 Williams, William H.: 58,59,60,61  
 Williamson, William Roy: 08,09  
 Willrodt, Joey: 2002  
 Wilson, Edward A.: 59,60,(61)  
 Wilson, Phillip W.: 62,63  
 Wilson William Wade: 47,49  
 Wimberly, Edward P.: 62,63,64  
 Windisch, Robert C.: 73,74,75  
 Wingate, Anthony J.: 2002,03,04  
 Wisz, Thomas J.: 70,71  
 Witten, Oliver Byrd: 21,22  
 Wnek, Elliott James: 98,99, 2000, 01  
 Wofford, Walter William: 19,20,(21)  
 Wolfe, Stephen M.: 68,69  
 Wolgast, Edward Lee: 45,47,48,49,(50)  
 Wood, Brad: 2004,05,06  
 Wood, Brent W.: 83,84,85,86  
 Wood, David W.: 81,82,83,84  
 Wood, Earl Francis: 17  
 Woodall, John W.: 63,64  
 Woodburn, Thomas O.: 48,49  
 Wooddell, Charles E.: 02,03,04,05  
 Wooddell, DeLeslie James: 09  
 Woodford, Michael: 80,81  
 Woods, Alex Robert 86,88  
 Woods, Sidney Sterling: 36,37  
 Woodward, Gregory E.: 68,69,70  
 Worcester, S. Jarvie: 99, 2000, 01, (02)  
 Wozniak, Johnnye J.: 79  
 Wray, Spencer: 93,94  
 Wright, Christopher H.: 87,88,89  
 Wright, Claudius L.: 93,94  
 Wright, Roy James: 86  
 Wright, William 'Bug': 2008,09,10  
 Wuertz, Verne, Jr.: 45,46,47  
 Wunderli, Brian K.: 76,77,78  
 Wyatt, Wayne: 95,96  
 Wynne, John Davis: 34,35,36  
 Yarger, Thomas L.: 60  
 Yates, Victor: 2010  
 Yeager, William Michael: 58,59  
 Yena, Larry L.: 75,76  
 Young, Joseph A.: 56,57  
 Young, R.J.: 2009,10  
 Young, Ralph Crawford: 12(Mgr.)  
 Young, Tony J.: 79  
 Yovonovitz, John: 41  
 Zarrillo, Paul F.: 75  
 Zebas, Joseph M.: 92  
 Zech, Patrick A.: 74,75  
 Zeman, Gerald A.: 61,62,(63)  
 Zendejas, Alex: 2008,09,10,11  
 Zendejas, Max J.: 82,83,84,85  
 Ziemer, Walter A.: 50,51  
 Zivic, William, Jr.: 78,79  
 Zion, Daniel L.: 58  
 Zuckerman, Ken: 86

# 2013 Arizona Football Media Guide

## Football Records

### RUSHING

#### Most Individual Rushing Attempts

Game: 36, Ontiwaun Carter, vs. Colo. St. 10-8-1994; 35, Chris Henry, at Washington St. 11-4-06 (94 yds.); 34, 4 times  
 Season: 303, Ka'Deem Carey, 2012 (13 games)  
 Season Per Game: 24.4, Ontiwaun Carter, 1994 (268 in 11)  
 Career: 815, Ontiwaun Carter, 1991-94 (46 games)  
 Career Per Game: 17.7, Ontiwaun Carter, 1991-94 (815 in 46 games)

#### Most Net Yards Gained

Game: 366, Ka'Deem Carey, vs. Colo., 11-10-12 (25 att.)  
 Season: 1929, Ka'Deem Carey, 2012 (303 att.)  
 Career: 3824, Trung Canidate, 1996-99 (604 att.)

#### Most Yards Lost

Game: 78, Bruce McCauley, vs. Marquette, 10-18-52 (9 tc); 75, Willie Tuitama, at Oregon St., 10-6-07 (8 tc)  
 Season: 409, Jason Johnson, 2002 (60 att.; -373 net)

#### Highest Average Gain Per Rush

Game: 38.0, Art Luppino, vs. New Mexico St., 9-18-54 (6 for 228)  
 Min. 10: 16.0, Trung Canidate, vs. Arizona St., 11-27-98 (18 for 288)  
 Min. 20: 14.6, Ka'Deem Carey, vs. Colorado, 11-10-12 (25-366)  
 Season: 7.96, Bobby Lee Thompson, 1960 (92 for 732)  
 Min. 100: 7.59, Art Luppino, 1954 (179 for 1359)  
 Min. 200: 6.37, Ka'Deem Carey, 2012 (303-1929)  
 Career: 7.6, Bobby Lee Thompson, 1960-61 (195 for 1484)  
 Min. 200: 6.6, Art Luppino, 1953-56 (513 for 3371)

#### Most Touchdowns Rushing

Game: 5, Ka'Deem Carey, vs. Colorado, Nov. 10, 2012; 4, five players.  
 Season: 23, Ka'Deem Carey, 2012; 21, Art Luppino, 1954  
 Career: 44, Art Luppino, 1953-56

#### Games Gained 100 Yards

Consecutive: 10, Trung Canidate, 1999  
 Season: 10, Trung Canidate, 1999; Ka'Deem Carey, 2012  
 Career: 18, Trung Canidate, 1996-99; 15, Art Luppino, 1953-56

#### Most Yards Gained By Two Players

Game: 393, Kenny Cardella (200) and Don Beasley (193) vs. Arizona St., 11-28-53

#### Team Highs and Lows, Game

##### Team Rushing Attempts

Most: 80 vs. Oregon, 1993  
 Fewest: 12 vs. Wyoming, 1936  
 Fewest Pac-10: 14 vs. Stanford, 2009  
 Both Teams, Most: 129 vs. New Mexico, 1973 (Ariz. 66, New Mexico 63)  
 Both Teams, Fewest: 52 vs. Wyoming, 1936 (Ariz. 12, Wyoming 40)

##### Team Rushing Yards Gained

Most: 492, Eastern Mich., 1988 (63 rushes)  
 Pac-10 Game: 480, UCLA, 1989 (68 rushes)  
 Fewest: -49 vs. Arizona St., 1958 (27 rushes)  
 Pac-10 Game: -23, at Oregon St., 2002 (25 rushes)  
 Both Teams, Most: 734, at UCLA, 1972 (Ariz 229, UCLA 505)  
 Both Teams, Fewest: 53 vs. Wyoming, 1967 (Ariz. 14, Wyoming 39); 53 vs Toledo 2010 (Ariz 25, UT 28)

##### Most Touchdowns By Rushing

11 vs. New Mexico St., 1916 (73-0)

##### Average Gain Per Rush

Highest: 12.7 at UTEP, 1952 (38 for 483)  
 Lowest: -1.8 vs. Arizona St., 1958 (27 for -49)

##### Most Players Gaining 100 Yards

3, Chuck Levy (19-156), Ontiwaun Carter (15-160), Billy Johnson (18-100) vs. Oregon, 1993

##### Team Highs and Lows, Season Rushes Per Game

Most: 55.5, 1978 (610 in 11)  
 Total: 663, 1977 (12 games)  
 Fewest: 26.7, 2007 (320 in 12)

##### Yards Gained Per Game

Most: 276.5, 1954 (2745 in 10)  
 Fewest: 43.8, 2002 (526 in 12)  
 Touchdowns Rushing Per Game  
 Most: 4.3, 1954 (43 in 10)  
 Fewest: 0.4, 1965 (4 in 10)  
 Pac-10 Years: 0.6, 2002 and 2007 (7 in 12)

##### Average Gain Per Play

Most: 5.7, 1961 (408 for 2326)  
 Fewest: 1.5, 2002 (360 for 526)

## Games Exceeding 300 Yards

Five, 1973

### Top 10 Average Rushing Yards Per Game, Season

276.5, 1954  
 270.8, 1973  
 268.9, 1953  
 254.8, 1952  
 254.1, 1975  
 246.7, 1988  
 240.9, 1989  
 233.6, 1961  
 227.8, 2012  
 226.7, 1979

### Top 10 Team Rushing, Single Game

492, Eastern Mich., 1988 (63 att.)  
 491, at Arizona St., 1953 (73)  
 483, at UTEP, 1952 (38)  
 480, UCLA, 1989 (68)  
 460, Oregon St., 1999 (64)  
 451, Utah, 1975 (74)  
 444, New Mexico St., 1951 (52)  
 438, UTEP, 1973 (58)  
 38, Colorado, 2012 (38)  
 432, Utah, 1973 (76)

### Individual Rushing Leaders

#### Rushing Yards, Career

Yards	Player	Att.	Years
3,824	Trung Canidate	604	1996-99
3,501	Ontiwaun Carter	805	1991-94
3,371	Art Luppino	513	1953-56
3,163	Mike Bell	678	2002-05
3,096	Hubie Oliver	649	1977-80
2,957	Nic Grigsby	572	2007-10
2,571	David Adams	600	1984-86
2,530	Clarence Farmer	521	2000-03
2,397	Keola Antolin	500	2008-10
2,389	Jim Upchurch	488	1972-74
2,354	Ka'Deem Carey	394	2011-
2,074	Bob McCall	473	1970-72
2,060	Ken Cardella	336	1051-53
2,022	Eddie Wolgast	387	1945-50
1,873	Vance Johnson	471	1981-84
1,680	Don Beasley	277	1951-56

#### Rushing Yards, Season

Yards	Player	Att.	Year
1,929	Ka'Deem Carey	303	2012
1,602	Trung Canidate	253	1999
1,359	Art Luppino	179	1954
1,313	Art Luppino	209	1955
1,229	Clarence Farmer	209	2001
1,220	Trung Canidate	167	1998
1,184	Jim Upchurch	210	1973
1,175	David Adams	238	1986
1,163	Ontiwaun Carter	268	1994
1,153	Nic Grigsby	214	2008
1,148	Bob McCall	228	1972
1,021	Hubert Oliver	197	1979
1,004	Jim Upchurch	216	1974
950	Mike Bell	204	2004
952	Mike Bell	200	2005
920	Mike Bell	168	2003

#### Rushing Yards, Single Game (Attempts)

Yards	Player	Opponent	Year
366	Ka'Deem Carey (25)	vs. Colorado	2012
288	Trung Canidate (18)	vs. Arizona St.	1998
232	Jim Upchurch (27)	vs. UTEP	1973
228	Art Luppino (6)	vs. NM State	1954
224	Ontiwaun Carter (36)	vs. Colorado St.	1994
222	Mike Bell (26)	vs. Washington	2003
221	Trung Canidate (33)	at Oregon St.	1999
217	Bill Hargis (33)	vs. Occidental	1930
207	Nic Grigsby (15)	vs. NAU	2009
205	David Eldridge (20)	vs. UCLA	1989
204	Ka'Deem Carey (26)	at Utah	2012
202	Trung Canidate (27)	vs. UTEP	1999
201	Chris Jennings (26)	vs. SFA	2006
200	Art Luppino (25)	vs. Montana	1955
200	Ken Cardella (31)	at Arizona St.	1953

## Longest Runs

Yards	Player	Opponent	Year
96	Trung Canidate	San Diego St.	1997
94	Nic Grigsby	vs. NAU	2009
88	Bobby Thompson	at UTEP	1960
84	Willie Hamilton	at Oregon	1972
82	Willie Lewis (not TD)	Wyoming	1970
82	Eddie Wolgast	Arizona St.	1950
81	Eddie Wolgast	at Colorado	1950
81	Bill Hargis	at Cal Tech	1930
80	Tremaine Cox	UNLV	2001
80	Clarence Farmer	at USC	2000
80	Dennis Northcutt	Oregon	1999
80	Trung Canidate	at Arizona St.	1999
80	Trung Canidate	Arizona St.	1998
80	Harry Holt	at UTEP	1977
80	Willie Hamilton	at BYU	1973
80	Jim Upchurch	at BYU	1973
80	Willie Hamilton	at Iowa	1973
80	Floyd Hudlow	at New Mexico	1964
80	Bobby Thompson	UTEP	1960
80	Carl Beard	at UTEP	1952

By Opponent: 90, Lyn Chadnois, Michigan St., 1949

### Rushing Touchdowns, Season

23	Ka'Deem Carey	2012
21	Art Luppino	1954
16	Kelvin Eafon	1998
13	Nic Grigsby	2008
11	Trung Canidate	1999
10	Clarence Farmer	2001
10	Trung Canidate	1998
10	Vance Johnson	1983
10	Jim Upchurch	1973
10	Keola Antolin	2008

### Rushing Touchdowns, Career

44	Art Luppino	1953-56
29	Ka'Deem Carey	2011-
28	Nic Grigsby	2007-10
27	Ronald Veal QB	1987-90
26	Keola Antolin	2008-11
25	Trung Canidate	1996-99
21	Ontiwaun Carter	1991-94
20	Kelvin Eafon FB	1996-98
20	Vance Johnson	1981-84
19	Chuck Levy	1991-93
19	Clarence Farmer	2000-03

### Annual Rushing Leaders (Since 1958)

Year	Player	TC	Net	TD	Avg.	PG
1958	W. Livingston	63	187	0	2.9	
1959	W. Livingston	57	380	3	6.7	
1960	B. Thompson	92	732	6	8.0	
1961	B. Thompson	103	752	8	7.3	
1962	Tom Kossier	64	427	3	6.5	
1963	Jim Oliver	49	214	1	4.4	
1964	Floyd Hudlow	73	402	8	5.5	
1965	Brad Hubbard	133	526	0	4.0	
1966	Brad Hubbard	115	501	1	4.4	
1967	David Barajas	87	337	5	3.7	
1968	Noki Fuimaono	156	579	1	3.5	
1969	Ron Gardin	188	759	7	4.0	
1970	Willie Lewis	163	665	3	4.1	66.5
1971	Bob McCall	134	525	0	3.9	47.7
1972	Bob McCall	228	1,148	3	5.0	104.3
1973	Jim Upchurch	210	1,184	10	5.6	107.6
1974	Jim Upchurch	216	1,004	4	4.6	91.2
1975	Dave Randolph	141	657	5	4.7	59.7
1976	D. Anderson	114	506	5	4.4	46.0
1977	D. Anderson	122	568	8	4.7	47.3
1978	Hubert Oliver	198	866	7	4.4	78.7
1979	Hubert Oliver	197	1,021	6	5.2	92.8
1980	Hubert Oliver	146	655	4	4.5	65.5
1981	Vance Johnson	123	654	6	5.3	59.4
1982	Vance Johnson	111	443	4	4.0	44.3
1983	Chris Brewer	114	586	7	5.1	53.3
1984	David Adams	188	750	6	4.0	68.2
1985	David Adams	138	511	2	3.7	51.1
1986	David Adams	238	1,175	7	4.9	106.8
1987	Ron Veal	161	566	9	3.5	56.6
1988	A. Washington	113	651	3	5.8	65.1
1989	David Eldridge	143	788	8	5.5	71.6
1990	Art Greathouse	104	482	5	4.6	48.2
1991	Billy Johnson	116	682	5	5.9	68.2
1992	Ontiwaun Carter	195	739	6	3.8	67.2
1993	Ontiwaun Carter	178	837	4	4.7	83.7
1994	Ontiwaun Carter	268	1163	7	4.3	105.7
1995	Gary Taylor	177	714	2	4.0	64.9

## 2013 Arizona Football Media Guide

### Annual Rushing Leaders (Since 1958)

Year	Player	TC	Net	TD	Avg.	PG
1996	Gary Taylor	120	564	4	4.7	51.3
1997	Trung Canidate	138	804	4	5.8	100.5
1998	Trung Canidate	167	1,220	10	7.3	110.9
1999	Trung Canidate	253	1,602	11	6.3	133.5
2000	Clarence Farmer	138	666	5	4.8	66.6
2001	Clarence Farmer	209	1,229	10	5.9	111.7
2002	Mike Bell	106	341	1	3.2	28.4
2003	Mike Bell	168	920	6	5.5	76.7
2004	Mike Bell	204	950	5	4.7	86.4
2005	Mike Bell	200	952	5	4.8	86.5
2006	Chris Henry	165	581	7	3.5	52.8
2007	Nic Grigsby	161	704	2	4.4	70.4
2008	Nic Grigsby	214	1,196	13	5.4	88.7
2009	Keola Antolin	114	637	4	5.6	49.0
2010	Keola Antolin	143	668	7	4.7	51.4
2011	Keola Antolin	126	568	5	4.5	47.3
2012	Ka'Deem Carey	303	1929	23	6.4	148.4

### RECEIVING

#### Individual Receiving

##### Most Passes Caught

Game: 14, Jeremy McDaniel, at California, 11-2-96

Season: 93, Bobby Wade, 2002 (12 games)

Career: 259, Mike Thomas, 2005-08

Career Per Game: 5.4, Mike Thomas 2005-08, 259 in 48G ; 5.1, Bobby Wade 1999-02, 230 in 45G; 4.7, Dennis Northcutt, 1996-99, 223 in 47G

#### Most Receiving Yards Gained

Game: 283, Jeremy McDaniel, at Cal, 11-2-96 (14 rec.)

By opposing players: 604, Austin Hill (10-259) vs. USC (Marqise Lee, 16-345)

Season: 1422, Dennis Northcutt, 1999 (88 rec.)

Career: 3351, Bobby Wade, 1999-02 (230 rec.)

#### Most Players 100 Yards Receiving, Game

3, M. Thomas 7-137, T. Turner 7-109, A. Johnson 7-102 vs. New Mexico 2007

#### Highest Average Gain Per Reception (Min. 3)

Game: 44.3, B.obby Thompson, vs. Colorado St., 9-23-61 (3 for 144)

(Min. 5): 34.2, Charlie McKee, vs. Oregon St., 11-6-71 (6 for 205)

(Min. 10): 25.9, Austin Hill, vs. USC (10-259), 10-27-12

Season: 21.0, Keith Hartwig, 1976 (54 for 1134)

Career: 20.1, Keith Hartwig, 1973-76 (67 for 1350)

#### Touchdown Passes Caught

Game: 3, Juron Criner, vs. Ore.'09 (of 5); UCLA '11 (10)

3, Mike Thomas, at Washington, 10-27-07 (of 10)

3, Bobby Wade, at California, 11-3-2001 (of 6)

3, Scott Piper vs. Northwestern, 10-4-75 (of 4)

3, Charlie McKee vs. Wyoming, 11-21-70 (of 3)

3, Joe Hernandez vs. New Mexico, 10-21-61 (of 4)

3, Bill Glazier vs. New Mexico, 11-5-49 (of 6)

Season: 11, Austin Hill, 2012; 11, Mike Thomas, 2007; 11, Theopolis Bell, 1974; 11, Juron Criner, 2010; Juron Criner 2011

Career: Juron Criner 32, 2008-11; T. Bell, 30, 1972-75

#### Most Consecutive Games Catching a Pass

42, Dennis Northcutt (10-26-96 Oregon St. to 11-27-99 Arizona St.);

42, Bobby Wade (9-18-99 Stanford to 11-29-02 ASU, 1 missed game due to injury)

#### Most Consecutive Games Catching A Touchdown Pass

6, Rodney Williams (9-27 thru 11-8-97 UCLA-Oregon St)

#### Career 100-Yard Receiving Games

13, Dennis Northcutt, 1996-99; 12, Bobby Wade, 1999-02; 11, Mike Thomas, 2005-08; 11, Juron Criner, 2008-11

#### Receiving Leaders

##### Pass Receptions, Career

Rec.	Player	Yards	TD	Years
259	Mike Thomas	3,231	23	2005-08
230	Bobby Wade	3351	23	1999-02
223	Dennis Northcutt	3252	24	1996-99
209	Juron Criner	2859	32	2008-11
153	Theopolis Bell	2509	30	1972-75
151	David Douglas	1542	11	2008-11
136	Jon Horton	2415	16	1983-86
131	Syndric Steptoe	1584	6	2003-06
128	David Roberts	1325	5	2008-11
119	Richard Dice	1957	17	1993-96
112	Derek Hill	1925	15	1985-88
112	Rodney Williams	1536	12	1995-97
109	Terry Vaughn	1884	6	1990-93
106	Anthony Johnson	1231	7	2004-07

### Receiving Yards, Career

Yards	Player	Rec.	TD	Years
3,351	Bobby Wade	230	23	1999-02
3,252	Dennis Northcutt	223	24	1996-99
3,231	Mike Thomas	259	23	2005-08
2,859	Juron Criner	209	32	2008-11
2,509	Theopolis Bell	153	30	1972-75
2,415	Jon Horton	136	16	1983-86
1,957	Richard Dice	119	17	1993-96
1,925	Derek Hill	112	14	1985-88
1,903	Juron Criner	134	21	2008-10
1,884	Terry Vaughn	109	6	1990-93
1,789	Brad Anderson	97	8	1981-83
1,675	Austin Hill	102	13	2011-
1,652	Charlie McKee	85	19	1969-71
1,610	Terrell Turner	141	9	2006-09
1,584	Syndric Steptoe	131	6	2003-06

### Pass Receptions, Season

Rec.	Player	Yards	Year
93	Bobby Wade	1,389	2002
88	Dennis Northcutt	1,422	1999
83	Mike Thomas	1,038	2007
82	Juron Criner	1,233	2010
81	Austin Hill	1,364	2012
76	Jim Greth	1,003	1966
74	Juron Criner	956	2011
74	Mike Thomas	825	2008
65	David Douglas	666	2011
65	Gino Crump	610	2011
63	Dennis Northcutt	922	1998
62	Bobby Wade	882	2001
61	Dan Buckner	773	2012
61	Andrae Thurman	915	2002
61	Dave Hibbert	606	1958
58	Dennis Northcutt	767	1997
58	Jeremy McDaniel	916	1998
56	Richard Dice	969	1994
55	Syndric Steptoe	568	2006
54	Keith Hartwig	1,134	1976

### Receiving Yards, Season

Yards	Player	Rec.	Year
1,422	Dennis Northcutt	88	1999
1,389	Bobby Wade	93	2002
1,364	Austin Hill	81	2012
1,233	Juron Criner	82	2010
1,134	Keith Hartwig	54	1976
1,038	Mike Thomas	83	2007
1,003	Jim Greth	76	1966
969	Richard Dice	56	1994
956	Juron Criner	75	2011
922	Dennis Northcutt	63	1998
916	Jeremy McDaniel	58	1998
915	Andrae Thurman	61	2002
892	Ron Gardin	48	1968
882	Bobby Wade	62	2001
880	Jon Horton	45	1984
870	Brad Anderson	44	1982
854	Charlie McKee	43	1971
825	Mike Thomas	74	2008
820	Hank Stanton	50	1941

### Touchdown Receptions, Season

Rec.	Player	Rec/Yards	Year
11	Juron Criner	75-956	2011
11	Juron Criner	82-1,233	2010
11	Mike Thomas	83-1,038	2007
11	Theopolis Bell	53-700	1974
11	Austin Hill	81-1,364	2012
10	Keith Hartwig	53-1,134	1976
10	Rob Gronkowski	47-672	2008
9	Juron Criner	43-580	2009
9	Dennis Northcutt	68-767	1997
9	Jeremy McDaniel	58-916	1998
8	Bobby Wade	93-1,389	2002
8	Bobby Wade	62-882	2001
8	Dennis Northcutt	88-1,422	1999
8	Richard Dice	56-969	1994
8	Jim Greth	76-1,003	1976

### Career Touchdown Receptions

Rec.	Player	Rec-Yards	Years
32	Juron Criner	209-2859	2008-11
30	Theopolis Bell	153-2,509	1972-75
24	Dennis Northcutt	223-3,252	1996-99
23	Mike Thomas	259-3,231	2005-08
23	Bobby Wade	230-3,351	1999-02
19	Charlie McKee	85-1,652	1969-71

### Career Touchdown Receptions

Rec.	Player	Rec-Yards	Years
17	Richard Dice	119-1,957	1993-96
16	Rob Gronkowski	75-1,197	2007-08
16	Jon Horton	136-2,415	1983-86
15	Derek Hill	112-1,925	1985-88
13	Austin Hill	102-1,675	2011-
12	Rodney Williams	112-1,536	1995-97
11	Vance Johnson	104-1,014	1981-84
11	David Douglas	151-1,542	2008-11

### Pass Receptions, Single Game (Yards)

Rec.	Player	Opponent	Year
14	Jeremy McDaniel (283)	at California	1996
12	Juron Criner (179)	Oregon State	2010
12	Juron Criner (152)	vs. Stanford	2009
12	David Roberts (138)	at Washington	2009
12	Rob Gronkowski (143)	at Oregon	2008
12	Bobby Wade (151)	Oregon	2002
12	Dave Hibbert (107)	at Texas Tech	1958
12	Mike Thomas (105)	at California	2007
12	Jim Greth (98)	Iowa St.	1966
12	Mike Thomas (83)	at USC	2007
11	Austin Hill (165)	at Stanford	2012
11	Juron Criner (118)	at Washington	2011
11	Mike Thomas (127)	at UNM	2008
11	Bobby Wade (222)	at California	2002
11	Bobby Wade (157)	at Arizona St.	2001
11	Jim Greth (120)	at Iowa	1966
11	Hank Stanton (104)	at Okla. St.	1941
10	12 times: Juron Criner (176) at Toledo 2010; Terrell Turner (175) at Stanford 2008; Bobby Wade (155) at Washington 2002; Dennis Northcutt (257) at TCU 1999; Northcutt (135) vs. UW 1997; Theopolis Bell (77) at Utah 1974; Tim Dewan (77) vs. Utah 1966; Dave Hibbert (91) vs. Iowa St. 1958; Criner (101) vs. UCLA 2011; Dan Buckner (144) at OSU 2011; David Douglas (156) vs. Utah 2011; Gino Crump at Colo 2011; Dan Buckner (116) vs. Toledo 2012; Johnny Jackson (75) at Stanford 2012; Austin Hill (10-259) USC 2012.		

### Receiving Yards, Single Game

Yards	Player (receptions)	Opponent	Year
283	Jeremy McDaniel (14)	at California	1996
259	Austin Hill (10)	USC	2012
257	Dennis Northcutt (10)	at TCU	1999
222	Bobby Wade (11)	at California	2002
217	Theopolis Bell (7)	New Mexico	1975
217	Jon Horton (9)	Utah St.	1984
208	Derek Hill (7)	at Stanford	1987
205	Charlie McKee (6)	Oregon St.	1971
203	Keith Hartwig (8)	Wyoming	1976
196	Bill Glazier (8)	New Mexico	1951
179	Juron Criner (12)	Oregon State	2010
179	Keith Hartwig (9)	at Northwestern	1976
176	Juron Criner (10)	at Toledo	2010
175	Terrell Turner (10)	at Stanford	2008
175	Bobby Wade (8)	Utah	2002
175	Austin Hill (9)	vs. Nevada	2012
172	Ron Gardin (7)	Utah	1968
171	Richard Dice (9)	at USC	1994

### Single-Season Tight Ends Receiving

1.	Rob Gronkowski	47-672, 10 TD	2008 soph
2.	Mark Keel	32-513, 2 TD	1982 senior
3.	Rob Gronkowski	28-525, 6 TD	2007 fresh
4.	Mark Keel	27-343, 4 TD	1981 junior
5.	Steve Fleming	23-332, 2 TD	2004 senior
6.	Ron Beyer	21-296, 4 TD	1978 senior
7.	B. Manumaleuna	20-316, 2 TD	1999 junior

### Career Tight Ends Receptions-Yds-TD

1.	Rob Gronkowski	75-1197, 16 TD	2007-08
2.	Mark Keel	59-857, 6 TD	1981-82
3.	Ron Beyer	53-801, 7 TD	1975-78
4.	Steve Fleming	50-584, 4 TD	2001-04
5.	B. Manumaleuna	40-571, 3 TD	1997-2000
6.	Mike Metzler	34-597, 6 TD	1994-96
7.	Bill Nettling	29-451, 5 TD	1977-80

### Annual Pass Receptions Leaders

Year	Name	No.	Yards	TD	Avg.
1958	Dave Hibbert	61	606	4	9.9
1959	Willie Peete	10	173	1	17.3
1960	Joe Hernandez	24	440	7	18.3
1961	Joe Hernandez	27	423	1	15.7
1962	Ken Cook	11	187	1	17.0
1963	Floyd Hudlow	13	167	3	12.8
1964	Rickie Harris	28	391	1	13.9
1965	Tim Plodinec	20	191	1	9.6
1966	Jim Greth	76	1,003	8	13.1

## 2013 Arizona Football Media Guide

### Annual Pass Receptions Leaders

Year	Name	No.	Yards	TD	Avg.
1967	Wally Scott	15	243	1	16.2
	Jim Coddington	15	182	1	12.1
1968	Ron Gardin	48	892	4	18.6
1969	Hal Arnason	30	489	3	16.3
1970	Hal Arnason	35	569	2	16.3
1971	Charlie McKee	43	854	5	19.8
1972	Barry Dean	22	414	3	18.8
	Theo Bell	22	408	4	18.6
1973	Theo Bell	47	790	7	16.8
1974	Theo Bell	53	700	11	13.2
1975	Scott Piper	45	718	7	15.9
1976	Keith Hartwig	54	1,134	10	21.0
1977	Harry Holt	24	423	2	17.6
1978	Ron Beyer	21	296	4	14.1
1979	Tim Holmes	24	319	0	13.3
1980	Tim Holmes	33	545	0	16.5
1981	Mark Keel	27	343	4	12.7
1982	Brad Anderson	44	870	5	19.8
1983	Jay Dobyms	50	694	1	13.9
1984	Jon Horton	45	880	6	19.6
1985	Jon Horton	43	685	3	15.9
1986	Derek Hill	32	523	3	16.3
1987	Derek Hill	45	798	4	17.7
1988	Derek Hill	25	508	5	20.3
1989	Reggie McGill	11	170	1	15.5
1990	Terry Vaughn	22	431	2	19.6
1991	Terry Vaughn	21	270	1	12.9
1992	Troy Dickey	28	395	1	14.1
1993	Terry Vaughn	36	474	2	13.2
1994	Richard Dice	56	969	8	17.3
1995	Rodney Williams	46	587	4	12.8
1996	Jeremy McDaniel	31	607	3	19.6
1997	Dennis Northcutt	58	767	9	13.2
1998	Dennis Northcutt	63	922	6	14.6
1999	Dennis Northcutt	88	1,422	8	16.2
2000	Bobby Wade	45	626	3	13.9
2001	Bobby Wade	62	882	8	14.2
2002	Bobby Wade	93	1,389	8	14.9
2003	Biren Ealy	42	577	4	13.7
2004	Syndric Steptoe	30	446	3	14.9
2005	Mike Thomas	52	771	5	14.8
2006	Syndric Steptoe	55	568	2	10.3
2007	Mike Thomas	83	1,038	11	12.5
2008	Mike Thomas	74	825	4	11.1
2009	Terrell Turner	48	458	4	9.5
2010	Juron Criner	82	1,233	11	15.0
2011	Juron Criner	75	956	11	12.7
2012	Austin Hill	81	1,364	11	16.8

### PASSING

#### Individual Passing

##### Most Pass Attempts

Game: 69, Matt Scott at Stanford, 10-6-12 (45 comp); 61, Willie Tuitama at California, 9-22-07 (42 comp.); 57, Nick Foles vs. Oregon, 9-24-11 (34 comp); 56, Marc Reed vs. Oregon St., 11-5-66 (25 comp.)  
Season: 560, Nick Foles, 2011; 524, Willie Tuitama, 2007  
Career: 1,396, Nick Foles, 2009-11; 1,276, Willie Tuitama, 2005-08; 1,069, Tom Tunnicliffe, 1980-83

##### Most Pass Completions

Game: 45, Matt Scott at Stanford, 10-6-2012, 69 att; 42, Willie Tuitama, at California, 9-22-07, 61 att.; 41, Nick Foles, vs. USC, 10-1-11, 53 att.  
Season: 387, Foles-11 (126, 560 att); 327  
Career: 933, Nick Foles, 2009-11; 786, Willie Tuitama, 2005-08  
Career Per Game: 26.7, Nick Foles (933 in 35G); 19.7, Willie Tuitama (786 in 40)

##### Highest Completion Percentage, Game

10 PC: 91.7, Tom Tunnicliffe, vs. UTEP, 10-31-81 (11-12)  
15 PC: 81.8, Matt Scott, vs. UW, 10-23-10 (18-22)  
20 PC: 78.0, Tom Tunnicliffe, vs. Pacific, 10-23-82 (21-27)  
30 PC: 86.5, Nick Foles, vs. Toledo, 9-3-10 (32-37)  
40 PC: 78.4, Nick Foles, vs. Stanford, 10-17-09 (40-51)

##### Highest Completion Percentage, Season

100 PA: 68.5, K. Smith, 1998 (113-165-7, 1,732 yds-13 TD.)  
200 PA: 69.1, Nick Foles, 2011 (560-387-14, 4,334, 28 TD); 67.1, Nick Foles, 2010 (426-286-10, 3191, 19 TD); 64.9, W. Tuitama, 2008 (399-259-8, 3,088-23 TD)  
100 PC: 69.1, Nick Foles, 2011 (387-560, 4,334 yds); 68.5, Keith Smith, 1998 (113-165, 1,732 yds.)

##### Highest Completion Percentage, Career

66.8, Nick Foles, 2009-11 (1396-933)  
61.6, Willie Tuitama, 2005-08 (1276-786)  
59.8, Keith Smith, 1996-99 (434-726)

### Most Passes Had Intercepted

Game: 6, John Kelly, vs. Michigan St., 11-8-49; 6, Bruce Lee, vs. Auburn (Sun Bowl), 12-28-68  
Season: 18, Ed McCauley, 1950 (att. 138)  
Season % of Att.: 19.4, Ted Bland, 1935 (14 of 72)  
Career: 56, Tom Tunnicliffe, 1980-83

### Fewest Passes Had Intercepted (Pct. of Attempts)

Season: 1.39, Bruce Hill, 1975 (3 in 215)  
Career: 2.36, Nick Foles, 2009-11 (33 in 1396); 2.42, Willie Tuitama, 2005-08 (31 in 1276)

### Most Attempts Without Interceptions

Game: 51, Nick Foles, vs. Stanford-09, vs. OkSt-11, vs. ASU-11; 48, Nick Foles, vs. USC, 11-13-10  
In-Game: 68, Matt Scott, at Stanford, 10-6-2012  
Consecutive: 208, Nick Foles (2010-USC 2011); 128, Bruce Hill, 1975 (Wyo through BYU); 128, Keith Smith, 1996 (WSU through most of ASU)

### Most Yards Gained

Game: 510, Willie Tuitama, at Washington, 10-27-07  
Season: 4,334, Nick Foles, 2011, 12 games  
Season Per Game: 361.2, Nick Foles, 2011 (4,334 in 12)  
Career: 10,011, Nick Foles, 2009-2011 (933-1396-33-67); 9,211, Willie Tuitama, 2005-08  
Career Per Game: 286.0, Nick Foles, 2009-11 (10011-35G); 230.2, Willie Tuitama, 2005-08 (9,211 in 40)

### Yards Gained Per Attempt

Game: 35.3, Eddie Wilson vs. Colorado St., 9-23-61 (6-212)  
Min. 10: 20.6, Bill Brechler vs. Idaho, 11-9-63 (11 for 227)  
Min. 20: 15.3, Tom Tunnicliffe vs. UOP, 10-23-82 (28-427)  
Min. 30: 11.9, Bruce Hill vs. UNM, 10-25-75 (34-406); 11.9, Keith Smith vs. California, 11-2-96 (35-418)  
Min. 40: 10.9, Jason Johnson at Cal, 11-16-02 (45-492)  
Season: 10.5, Keith Smith, 1998 (165 for 1,732)  
Season (200 att.): 8.3, Keith Smith, 1999 (228-1,903)  
Season (300 att.): 8.1, Jason Johnson, 2002 (410-3,327)  
Career: 8.3, Marc Lunsford, 1974-77 (332-2,756)  
Career (500 att.): 8.2, Keith Smith, 1996-99 (726-5,972)  
Career (1000 att.): 7.2, W. Tuitama, 2005-08 (1,276-9,211)

### Most Yards Gained Per Completions

Game (5 PC): 42.4, Eddie Wilson, vs. Colo St., 9-23-61 (5-212)  
Game (10 PC): 26.2, Brian Linstrom, vs. BYU, 10-10-70 (10-262)  
Game (20 PC): 16.2, Willie Tuitama, vs. UCLA, 11-3-07 (21-341)  
Season (50 PC): 18.34, Marc Lunsford, 1976 (70-1,284)  
Season (100 PC): 17.13, Bruce Hill, 1975 (102-1,747)  
Career: 18.13, Marc Lunsford, 1974-77 (152-2,756)  
Career (200 PC): 15.01, Bruce Hill, 1973-75 (339-5,090)  
Career (500 PC): 11.7, Willie Tuitama, 2005-08 (786-9,211)

### Most Touchdown Passes

Game: 6, Tom Tunnicliffe, vs. Pacific, 10-23-82; 5, Willie Tuitama, vs. NAU/Washington, 2007; 5, Keith Smith at California 1996; 5, Nick Foles vs. NAU 2011  
Season: 28, Nick Foles, 2011; 28, Willie Tuitama, 2007; 20, Marc Reed, 1966  
Career: 67, Willie Tuitama, 2005-08, Nick Foles, 2009-11; 46, Tom Tunnicliffe, 1980-83 (4 seasons); 45, Bruce Hill, 1973-75 (3 seasons)

### Passing Efficiency Rating

Game: (25 PA): 273.8, Tom Tunnicliffe, vs. UOP, 10-23-82 (28 att., 21 comp., 0 int., 428 yds., 6 TD)  
Game (<25 PA): 274.22, W. Tuitama, at Oregon, 11-18-06 (9 att, 8 comp, 0 int., 120 yds., 2 TD)  
Season (100 PA): 174.17, Keith Smith, 1998 (113-165, 1,732)  
Season (150 PA): 174.17, Keith Smith, 1998 (113-165, 1,732)  
Career (300 PA): 140.52, Keith Smith, 1996-99 (726 att.)  
Career (500 PA): 140.52, Keith Smith, 1996-99 (726 att.)  
Career (1000 PA): 138.18, Nick Foles, 2009-11 (1,396 att); 134.70, Willie Tuitama, 2005-08 (1275 att.)

### Consecutive Games Throwing Touchdown Pass

17, Nick Foles (OSU, 2010-all 12G in 2011)  
11, Marc Reed (Iowa, 1966-Wyoming, 1967)  
10, Willie Tuitama (Stanford '97-UW '08)

### Passing Yards Gained by Opposing Players

Game: 921- Keith Smith (418) and Pat Barnes, Cal (503), 11-2-96; 893 - Nick Foles (425), Matt Barkley, USC (468), 10-1-11; 862 - Matt Scott (369), Matt Barkley, USC (493), 10-27-12; 851 - Matt Scott (491), Jose Nunez, Stanford (360), 10-6-12; 838 - Nick Foles (415), Andrew Luck, Stanford (423), 10-17-09;

### Team Passing

#### Top 12 Team Single-Game Team Passing

		(PA-PC-INT-TD)
510	at Washington, 2007	(51-38-1-5)
492	at California, 2002	(45-31-1-4)
491	at Stanford, 2012	(69-45-1-3)
448	at Oregon, 2010	(54-29-1-3)
446	New Mexico, 2007	(53-30-2-3)
443	at Washington, 2002	(41-29-1-3)
440	Oregon State, 2010	(46-35-1-3)
427	Pacific, 1982	(31-21-0-6)
425	USC, 2011	(53-41-2-4)
418	at California, 1996	(35-25-0-5)
417	NAU, 2011	(42-34-0-5)
416	Utah, 2002	(35-24-1-2)

#### Top 10 Average Passing Yards, Season

370.7	2011 (4th nationally)
308.5	2007 (10th nationally)
307.7	2010 (9th nationally)
298.4	2012 (23rd nationally)
289.8	2002
255.1	1966 (3rd nationally)
253.1	1999
250.3	2001
244.0	2008
243.7	1983

#### Team Passing Highs and Lows, Game

##### Passes Attempted

Most: 69, at Stanford, 2012 (45 comp.)  
Fewest: 1, vs. Oregon, 1978 (comp. 0); 1, vs. Oregon, 1993 (comp. 0)  
Both Teams, Most: 104, at OklaSt, 2011 (UA 51, OSU 53)  
Both Teams, Fewest: 10 vs. Pomona, 1930 (Ariz. 6, Pom. 4)

##### Passes Completed

Most: 45, at Stanford, 2012 (69 att.)  
Fewest: 0, vs. Oregon, 1978 (att. 1); 0, vs. Oregon, 1993 (att. 1); 0, vs. New Mexico St., 1934 (att. 11)  
Both Teams, Most: 79 at OkSt, 2011 (UA 37, OSU 42); 73 vs. USC, 2011 (UA 41, USC 32)  
Both Teams, Fewest: 3, vs. NMSU, 1934 (Ariz. 0, NMSU 3; 3, vs. Loyola, 1932 (Ariz. 3, Loyola 0); 3, Oklahoma St., 1932 (Ariz. 3, Oklahoma St. 0); 3, Colorado St., 1930 (Ariz. 2, Colorado St. 1); 3, at Texas Tech, 1935 (Ariz. 2, Texas Tech 1)

##### Completion Percentage

(10 PA): .800, vs. Arizona St., 1948 (8 of 10)  
(10 PC): .857, vs. Colorado, 2012 (12 of 14)  
.818, vs. Washington 2010 (18 of 22)  
(20 PA): .818 vs. Washington 2010 (18 of 22)  
.809, vs. Washington, 2008 (17 of 21)  
(25 PA): .741 at WSU 2010 (20 of 27)  
(30 PA): .841 at Toledo 2010 (37 of 44)  
.809 vs. NAU 2011 (34 of 42)  
Both Teams Highest: .824 vs. Colorado, 2012 (28 of 34)  
Lowest (10 PA): .000, vs. New Mexico St., 1934 (0 of 11)

##### Yards Gained Passing

Most: 510, at Washington, 2007  
Pac-10 Game: 510, at California, 2007  
Fewest: 0, at Oregon, 1978; 0, vs. Oregon, 1993  
Both Teams, Most: 921, vs. California, 1996 (Ariz. 418, California 503); 893 vs. USC 2011 (UA 425, USC 468)  
Both Teams, Fewest: 20, vs. Colorado St., 1930 (Ariz. 17, Colorado St. 3)

##### Touchdown Passes

Most: 6 vs. Pacific, 1982  
Both Teams, Most: 13 vs. California, 1996 (Ariz. 5, California 8)

##### Most Passes Had Intercepted

Most: 8, vs. Auburn (Sun Bowl), 1968; 8, vs. Hardin-Simmons, 1946  
Both Teams: 11, Auburn 1968 (Ariz. 8, Auburn 3)

##### Percent Passes Had Intercepted

.417, at Minnesota, 1939 (5 of 12)

##### Most Attempts Without Interception

In Game: 68, at Stanford, 2012 (68 of 68 before INT)  
Full Game: 57, vs. Oregon, 2011 (34 of 57)  
52, vs. Stanford, 2009 (40 of 52)

##### Yards Gained Per Attempt

Most: 30.3, vs. Colorado St., 1961 (7-for-212)  
Most (Min. 20): 15.2 at Oregon St., 2005 (22-for-335)  
Fewest (Min. 10): .33, vs. Kansas, 1949 (15-for-5)

## 2013 Arizona Football Media Guide

### Yards Gained Per Completion

Most: 42.4, vs. Colorado St., 1961 (5 for 212)  
 Most (Min. 9): 32.7, vs. Texas Tech, 1977 (9 for 294)  
 Most (Min. 15): 23.9, vs. Wyoming, 1976 (15 for 358)  
 Fewest (Min. 10): 5.4, vs. West Texas St., 1956 (10 for 54)

### Most Yards Allowed Interception Returns

165, vs. Oklahoma St., 1941 (7 returns)

### Average Gain Allowed Per Interception Return

64.5, by Utah, 1972 (2 for 129)

### Intercepted Passes Returned for Touchdown

3, by Michigan St., 1949

### Team Passing Highs and Lows, Season

#### Passes Attempted Per Game

Most: 48.1, 2011 (577 in 12)  
 Total: 577, 2011 (12 games)  
 Fewest: 11.2, 1937 (112 in 10)

#### Passes Completed Per Game

Most: 33.2, 2011 (398 in 12)  
 Total: 398, 2011 (12 G)  
 Fewest: 4.0, 1935 (36 in 9)

#### Completion Percentage

Highest: .690, 2011 (398 of 577)  
 .681, 2010 (357 of 524)  
 .646, 2008 (266 of 412)  
 .625, 2007 (332 of 531)  
 Lowest: .295, 1935 (36 of 122)

#### Yards Gained Per Game

Most: 370.8, 2011 (4449 in 12)  
 Total Yds: 4449, 2011 (12 G)  
 Fewest: 61.7, 1939 (617 in 10)

#### Touchdown Passes Per Game

Highest: 2.5, 1997 (27 in 11)  
 Most total: 29, 2011 (in 12)  
 Fewest: .2, 1965 (2 in 10)

#### Passes Had Intercepted Per Game

Most: 2.66, 1940 (24 in 9)  
 Total: 26, 1949 (10 G)  
 Fewest: .27, 1975 (3 in 11)

#### Percentage Passes Had Intercepted

Highest: 15.2, 1939 (22 of 145)  
 Lowest: 1.3, 1975 (3 of 236)  
 1.9, 2008 (8 in 412)

#### Consecutive Games TD Pass Thrown

Season: 12, 2011  
 Overall: 22, Wash. 2011 to Ore. 2012

#### Games Exceeding 250 Yards

Season: 12, 2011 (all 300); 9, 2010; 8, 2007  
 Consecutive: 19, USC 2010 to SC State 2012

#### Average Gain Per Attempt

Most: 9.0, 1998 (309-for-2,778)  
 Fewest: 4.06, 1949 (198-for-805)

#### Average Gain Per Completion

Most: 17.71, 1977 (98-for-1736)  
 Fewest: 9.72, 2009 (301-for-2,927)  
 9.94, 1957 (155-for-1540)

#### Yards Allowed Interception Returns Per Game

Fewest: 1.1, 1975 (12 in 11)  
 Most: 45.4, 1949 (454 in 10)

#### Average Per Interception Return Allowed

Fewest: 3.0, 1994 (7-for-21)  
 Most: 19.1, 1991 (17-for-324)

#### Touchdowns On Passes Had Intercepted

3, 1949, 1982, 2001, 2003, 2006

#### Individual Passing Leaders

##### Passing Yards, Career

Yards	Player	Att.-Cmp.-Int.-TD	Years
10,011	Nick Foles	1,396-933-33-67	2009-11
9,211	Willie Tuitama	1,276-786-31-67	2005-08
7,618	Tom Tunnicliffe	1,069-574-56-46	1980-83
6,016	Alfred Jenkins	879-456-38-30	1983-86
5,972	Keith Smith	726-434-27-42	1996-99

### Passing Yards, Career

Yards	Player	Att.-Cmp.-Int.-TD	Years
5,749	Jason Johnson	719-413-26-35	1999-02
5,723	Dan White	850-446-27-43	1993-95
5,424	Ortege Jenkins	717-488-27-42	1997-00
5,090	Bruce Hill	680-339-28-45	1973-75
4,921	Matt Scott	676-415-19-33	2008-12
3,305	Jim Krohn	513-260-36-24	1976-79
3,268	Bill Demory	481-220-24-20	1970-72
3,127	Marc Reed	504-247-30-24	1966-67
3,111	George Malaulu	584-241-19-10	1989-92

### Career Touchdown Passes

Name	Passes	Years
Nick Foles	67	2009-11
Willie Tuitama	67	2005-08
Tom Tunnicliffe	46	1980-83
Bruce Hill	45	1973-75
Dan White	43	1993-95
Keith Smith	42	1996-99
Ortege Jenkins	42	1997-00
Jason Johnson	35	1999-02
Matt Scott	33	2008-12
Alfred Jenkins	30	1983-86
Jim Krohn	24	1976-79
Bill Demory	20	1970-72

### Passing Yards, Season

Yards	Player	Att.	Cmp.	Year
4,334	Nick Foles	560	387	2011
3,683	Willie Tuitama	524	327	2007
3,620	Matt Scott	499	301	2012
3,327	Jason Johnson	410	239	2002
3,191	Nick Foles	426	286	2010
3,088	Willie Tuitama	399	259	2008
2,520	Tom Tunnicliffe	328	176	1982
2,474	Tom Tunnicliffe	351	185	1983
2,486	Nick Foles	410	260	2009
2,368	Marc Reed	365	193	1966
2,347	Jason Johnson	298	169	2001
2,202	Alfred Jenkins	312	156	1984
2,181	Dan White	296	169	1994
1,903	Keith Smith	228	131	1999
1,855	Dan White	297	150	1995

### Passing Efficiency, Season (Min. 90 attempts)

Rating	Player	Att.	Year
174.2	Keith Smith	165	1998
157.1	Marc Lunsford	132	1976
150.9	Matt Scott	93	2010
145.6	Nick Foles	560	2011
144.9	Willie Tuitama	399	2008
144.7	Ortege Jenkins	131	1999
140.7	Eddie Wilson	116	1960
140.9	Nick Foles	426	2010
140.5	Bruce Hill	215	1975
136.9	Willie Tuitama	142	2005
136.3	Keith Smith	193	1996
135.2	Jason Johnson	298	2001
135.0	Keith Smith	228	1999
134.50	Willie Tuitama	524	2007
134.1	Eddie Wilson	154	1961

### Pass Attempts, Season

Attempts	Player	Year
560	Nick Foles	2011
524	Willie Tuitama	2007
499	Matt Scott	2012
426	Nick Foles	2010
410	Nick Foles	2009
410	Jason Johnson	2002
399	Willie Tuitama	2008
365	Marc Reed	1966
351	Tom Tunnicliffe	1983
328	Tom Tunnicliffe	1982
312	Alfred Jenkins	1984

### Pass Completions, Season

Cmp.	Player	Year
387	Nick Foles	2011
327	Willie Tuitama	2007
301	Matt Scott	2012
286	Nick Foles	2010
260	Nick Foles	2009
259	Willie Tuitama	2008
239	Jason Johnson	2002
193	Marc Reed	1966
185	Tom Tunnicliffe	1983
176	Tom Tunnicliffe	1982

### Pass Completions, Season

Comp.	Player	Year
169	Jason Johnson	2001
169	Dan White	1994
156	Alfred Jenkins	1984
150	Alfred Jenkins	1985
150	Dan White	1995

### Touchdown Passes, Season

TD	Player	Year
28	Nick Foles	2011
28	Willie Tuitama	2007
27	Matt Scott	2012
23	Willie Tuitama	2008
20	Nick Foles	2010
20	Marc Reed	1966
19	Nick Foles	2009
19	Jason Johnson	2001
19	Ortege Jenkins	1997
18	Tom Tunnicliffe	1982
18	Bruce Hill	1974
16	Jason Johnson	2002
15	Dan White	1995
14	Dan White	1994
13	Bill Demory	1972
13	Keith Smith	1998
12	Marc Lunsford	1976

### Pass Completion Percentage, Season (Min. 100 att.)

Pct.	Player	Att.	Cmp.	Year
69.10	Nick Foles	560	387	2011
68.50	Keith Smith	165	113	1998
67.13	Nick Foles	426	286	2010
64.91	Willie Tuitama	399	259	2008
63.41	Nick Foles	260	410	2009
60.24	Willie Tuitama	524	327	2007
60.60	Keith Smith	193	117	1996
60.32	Matt Scott	499	301	2012
60.30	Ortege Jenkins	131	79	1999
58.30	Jason Johnson	410	239	2002
58.00	Jim Mason	100	58	1957
57.75	Willie Tuitama	142	82	2005
57.46	Keith Smith	228	131	1999

### Passes Had Intercepted, Season

Int.	Player	Att.	Year
18	Bruce McCauley	138	1950
17	Alfred Jenkins	312	1984
17	Tom Tunnicliffe	217	1981
16	Tom Tunnicliffe	351	1983
16	Bruce Hill	249	1974
16	Marc Reed	365	1966
16	John Kelly	113	1949
15	Kris Heavner	237	2003
14	7 times, last Matt Scott	499	2012

### Passing Yards, Single Game (Att.-Cmp.-Int.-TD)

Yards	Player	Opponent-Year
510	Willie Tuitama (51-38-1-5)	at Wash. 2007
492	Jason Johnson (45-31-1-4)	at California 2002
491	Matt Scott (69-45-1-3)	at Stanford 2012
448	Nick Foles (54-29-1-3)	at Oregon 2010
446	Willie Tuitama (53-30-1-3)	New Mexico 2007
443	Jason Johnson (41-29-1-3)	at Wash. 2002
440	Nick Foles (46-35-1-3)	Oregon State 2010
427	Tom Tunnicliffe (28-21-0-6)	Pacific 1982
425	Nick Foles (53-41-2-4)	USC 2011
418	Keith Smith (35-25-0-5)	at California 1996
417	Nick Foles (42-34-0-5)	NAU 2011
416	Jason Johnson (35-24-1-2)	Utah 2002
416	Nick Foles (51-40-0-3)	Stanford 2009
406	Bruce Hill (34-21-0-3)	New Mexico 1975
403	Matt Scott (53-31-2-3)	Oregon State 2012
387	Matt Scott (46-30-1-2)	Toledo 2012
382	Matt Scott (47-28-2-3)	vs. Nevada 2012
381	Jason Johnson (36-20-0-3)	NAU 2002

### Longest Passing Plays

99, Jason Johnson to Brandon Marshall	Idaho 2001
94, Bobby Watters to Al. Washington	UNM 1987
92, Nic Costa to Andrae Thurman	UCLA 2002
92, Tom Tunnicliffe to Brian Holland	Arizona St. 1982
92, Bill Demory to Charlie McKee	at BYU 1971
89, Dan White to Richard Dice	Pacific 1995
85, Nick Foles to Juron Criner	at Oregon 2010
85, G. Malaulu to David Lockhart	Stanford 1991
84, Bill Brechler to Floyd Hudlow	Idaho 1963
82, Bill Demory to Charlie McKee	Oregon St. 1971
82, Bill Demory to Charlie McKee	New Mexico 1971

## 2013 Arizona Football Media Guide

80, Keith Smith to D. Northcutt at Arizona St. 1999  
 80, Bruce Hill to Theopolis Bell New Mexico 1975  
 80, Ferrill Capps to Bill Lovin New Mexico St. 1941  
 Non-Scoring: 74, Ortege Jenkins to Trung Canidate, vs. UCLA, 1998; By  
 Opponent: 91, Steve Stenstrom to Brian Manning (TD), Stanford, 1993

### Annual Passing Leaders Since 1958

Year	Player	Att	Cmp.	Int.	Yards	TD	Pct.
1958	Ralph Hunsaker	191	106	13	1,129	5	55.5
1959	Eddie Wilson	76	31	6	476	4	40.7
1960	Eddie Wilson	116	62	7	1,020	9	53.4
1961	Eddie Wilson	154	79	7	1,294	10	51.3
1962	Eddie Bricker	45	18	3	313	3	40.0
1963	Bill Brechler	82	34	3	550	7	41.5
1964	Lou White	67	25	9	419	2	37.3
1965	Phil Albert	123	58	6	559	2	47.2
1966	Mark Reed	365	193	16	2,368	20	52.9
1967	Bruce Lee	137	57	8	635	5	41.6
1968	Mark Driscoll	152	62	8	927	5	40.8
1969	Brian Linstrom	258	119	10	1,598	11	46.1
1970	Brian Linstrom	141	59	8	884	5	42.0
1971	Bill Demory	199	91	11	1,384	10	45.7
1972	Bill Demory	174	76	8	1,175	13	43.6
1973	Bruce Hill	216	104	9	1,529	9	48.1
1974	Bruce Hill	249	133	16	1,814	18	53.4
1975	Bruce Hill	215	102	3	1,747	18	47.4
1976	Marc Lunsford	132	70	5	1,284	12	53.0
1977	Marc Lunsford	166	71	10	1,344	6	42.8
1978	Jim Krohn	151	79	8	996	9	52.3
1979	Jim Krohn	175	93	14	1,094	7	53.1
1980	Tom Tunnicliffe	173	96	9	1,204	8	55.5
1981	Tom Tunnicliffe	217	117	17	1,420	9	53.9
1982	Tom Tunnicliffe	328	176	14	2,520	18	53.7
1983	Tom Tunnicliffe	351	185	16	2,474	11	52.7
1984	Alfred Jenkins	312	156	17	2,202	11	50.0
1985	Alfred Jenkins	278	150	10	1,767	7	54.0
1986	Alfred Jenkins	232	118	9	1,573	10	50.9
1987	Ron Veal	153	75	9	1,239	4	49.0
1988	Ron Veal	105	40	3	669	4	38.1
1989	Ron Veal	117	46	5	517	2	39.3
1990	George Malauulu	101	46	5	726	1	45.5
1991	George Malauulu	99	52	5	674	5	52.5
1992	George Malauulu	198	97	7	1,210	6	49.0
1993	Dan White	207	103	7	1,410	11	49.8
1994	Dan White	296	169	7	2,181	14	57.1
1995	Dan White	297	150	10	1,855	15	50.5
1996	Keith Smith	193	117	6	1,450	11	60.6
1997	Ortege Jenkins	235	115	5	1,669	19	48.9
1998	Keith Smith	165	113	7	1,732	13	68.5
1999	Keith Smith	228	131	8	1,903	10	57.5
2000	Ortege Jenkins	261	123	12	1,647	9	47.1
2001	Jason Johnson	298	169	13	2,347	19	56.7
2002	Jason Johnson	410	239	13	3,327	16	58.3
2003	Kris Heavner	237	121	15	1,501	8	51.1
2004	R. Kovalcheck	168	80	7	950	6	47.6
2005	R. Kovalcheck	220	125	11	1,351	10	56.8
2006	Willie Tuitama	211	118	6	1,335	7	55.9
2007	Willie Tuitama	524	327	11	3,683	28	62.4
2008	Willie Tuitama	499	259	8	3,088	23	64.9
2009	Nick Foles	410	260	9	2,486	19	63.4
2010	Nick Foles	426	286	10	3,191	20	67.1
2011	Nick Foles	560	387	14	4,334	28	69.1
2012	Matt Scott	499	301	14	3,670	27	60.3

### TOTAL OFFENSE

#### Individual

#### Most Plays

Game: 74, Matt Scott at Stanford 2012 (69P/5R); 67, Willie Tuitama at California 2007 (61P/6R); 65, Matt Scott vs. USC 2012 (50P, 15R); 63, Nick Foles vs. Oregon 2011 (57P/6R)  
 Season: 612, Matt Scott, 2012 (499P/113R)  
 Career: 1,503, Nick Foles 2009-11 (1,396P, 106R, 1Rec); 1,448, Willie Tuitama, 2005-08, (1,276 P/ 172 R)

#### Most Yards Gained

Game: 517, Willie Tuitama at UW, 10-27-07 (510P/7R)  
 Season: 4,231, Nick Foles 2011 (4334P/-103R)  
 Career: 9,712, Nick Foles, 2009-11 (10011P/-290R/-9Rec); 8,727, Willie Tuitama, 2005-08 (9,211 P/-484 R)  
 Career Per Game: 277.5, Nick Foles, 2009-11 (35G); 218.2, Willie Tuitama, 2005-08 (40 G)

#### Highest Average Gain Per Play, Game

Min. 15 plays: 16.0, Trung Canidate, 11-27-98, vs. ASU (18-288); 14.4, Bill Brechler, vs. Idaho, 11-9-63 (19-274)  
 Min. 25 plays: 14.0, Tom Tunnicliffe, vs. Pacific, 10-23-82 (30-420)  
 Min. 40 plays: 11.1, Keith Smith, at California 11-2-96 (45-502)  
 Min. 50 plays: 9.2, Willie Tuitama at Washington, 10-27-07 (56-517)

### Highest Average Gain Per Play, Season

Min. 1000 yds: 7.61, Eddie Wilson, 1961 (181-1377)  
 Min. 2000 yds: 7.36, Keith Smith, 1999 (279-2054)  
 Min. 3000 yds: 7.0, Nick Foles, 2011 (603-4231)

### Highest Average Gain Per Play, Career

Min. 2000 yds: 6.90, Keith Smith, 1996-99 (1021-7049)  
 Min. 3000 yds: 6.53, Art Luppino, 1953-56 (516-3371)  
 Min. 4000 yds: 6.4, Jason Johnson, 1999-02 (832-5285)  
 Min. 5000 yds: 6.5, Nick Foles, 2009-11 (1503-9712)  
 Min. 6000 yds: 6.8, Matt Scott, 2008-12 (888-6059)

### Most TDs Responsible For (TDs scored and passed for)

Game: 7, Keith Smith, vs. California, 11-2-96 (5 P, 2 R)  
 Season: 33, Matt Scott, 2012 (27 P, 6 R); 31, Willie Tuitama, 2007 (28 P, 3 R); 28, Nick Foles, 2011 (28 P); 25, Willie Tuitama, 2008 (23 P, 2 R); 24, Ka'Deem Carey (23 Rush, 1 Rec); 24, Art Luppino, 1954 (24 R); 24, Marc Reed, 1966 (20 P, 4 R)

### Points Responsible For (scored and passed for)

Game: 42, Keith Smith, vs. California, 11-296 (5P, 2R)  
 Season: 202, Matt Scott, 2012 (27 P, 6 R, 2-2-pt pass); 188, Willie Tuitama, 2007 (3 R, 28 TD P, 2-pt PAT pass); 176, Nick Foles, 2011 (28 P, 4 2-pt PAT pass); 166, Art Luppino, 1954 (24 R and 22 PAT)  
 Career: 436, Willie Tuitama, 2005-08 (67 TD pass, 5 TD rush, two 2-pt PAT)

### Yards Gained by Opposing Players

Game: 1,030, Keith Smith, Arizona (502) & Pat Barnes, California (528), Nov. 2, 1996

### Team Total Offense Highs and Lows, Game

Plays, Rushing and Passing  
 Most: 103, at Stanford, 2012 (34 R, 69 P)  
 Fewest: 34, at Loyola, 1935 (24R, 12P)  
 Both Teams, Most: 188, vs. Nevada, 2012 (105 Nev., 83 Ariz.)  
 Both Teams, Fewest: 84, vs. Wyo., 1936 (Ariz. 45, Wyo 39)

### Yards Gained

Most: 691, vs. New Mexico, 1969 (328R, 363P)  
 Pac-10 Game: 617, at Stanford, 2012 (491P, 126R)  
 Fewest: 15, at Loyola, 1935 (-4R, 19P)  
 Pac-10 Game: 93, at Oregon St., 2002 (116 P, -23 R)  
 Both Teams, Most: 1,254, vs. California, 1996 (Ariz. 595, California 659)  
 Both Teams, Fewest: 175, at Texas Tech, 1935 (Ariz. 65, Texas Tech 110)

### Average Gain Per Play

Highest: 13.3, at UTEP, 1952 (45 for 599)  
 Lowest: .42, at Loyola, 1935 (36 for 15)

### Touchdowns By Rushing and Passing

9, vs. Idaho, 2008; 9, vs. UTEP, 1976; 9, San Diego St., 1956; 9, New Mexico St., 1951

### Team Total Offense Highs and Lows, Season

Plays Per Game  
 Most: 83.2, 2012 (1082 in 13 games)  
 79.6, 1974 (876 in 11)  
 Total: 1,082, 2012 (13 games)  
 959, 2010 (13 games)  
 Fewest: 54.0, 1959 (540 in 10)  
 Lowest: 49.3, 1938 (9 games)

### Yards Gained Per Game

Most: 526.2 (6840 in 13 games)  
 Fewest: 182.8, 1965 (1828 in 10)

### Average Gain Per Play

Most: 6.5, 1999 (874 for 5,663)  
 Fewest: 2.74, 1965 (629 for 1,828)

### Touchdowns Rushing and Passing Per Game

Most: 5.2, 1954 (52 in 10)  
 Fewest: 0.6, 1965 (6 in 10)

### Games Exceeding 500 Yds.

10, 2012; 6, 1999 (five consecutive)

### Total Offense Leaders

Yards	Player	Att.	Years
9,712	Nick Foles	1,503	2009-11
8,727	Willie Tuitama	1,448	2005-08
7,336	Tom Tunnicliffe	1,253	1980-83
7,049	Keith Smith	1,021	1996-99
6,307	Alfred Jenkins	1,136	1983-86
6,059	Matt Scott	612	2008-12
6,054	Bruce Hill	1,067	1973-75
5,577	Ortege Jenkins	1,111	1997-00

### Total Offense, Career

Yards	Player	Att.	Years
5,490	Nick Foles	899	2009-11
5,312	Dan White	992	1993-95
5,285	Jason Johnson	832	1999-02
4,307	Jim Krohn	893	1976-79

### Total Offense, Season

Yards	Player	Plays	Year
4,231	Nick Foles	603	2011
4,126	Matt Scott	888	2012
3,520	Willie Tuitama	578	2007
3,078	Nick Foles	461	2010
2,968	Willie Tuitama	448	2008
2,954	Jason Johnson	470	2002
2,464	Tom Tunnicliffe	396	1983
2,441	Tom Tunnicliffe	330	1982
2,412	Nick Foles	438	2009
2,294	Marc Reed	419	1966
2,256	Jason Johnson	340	2001
2,172	Alfred Jenkins	399	1984

### Total Offense, Single Game (Plays)

Yards	Player	Opponent	Year
517	Willie Tuitama (57)	at Washington	2007
502	Keith Smith (55)	at California	1996
485	Matt Scott (74)	at Stanford	2012
469	Matt Scott (65)	USC	2012
461	Matt Scott (60)	Toledo	2012
451	Bruce Hill (44)	New Mexico	1975
446	Nick Foles (51)	Oregon State	2010
445	Nick Foles (57)	at Oregon	2010
444	Jason Johnson (52)	at California	2002
432	Matt Scott (58)	Oregon State	2012
425	Willie Tuitama (54)	vs. New Mexico	2007
420	Nick Foles (52)	vs. Stanford	2009
420	Tom Tunnicliffe (30)	Pacific	1982

### Top Single-Game Team Total Offense Totals

691	New Mexico, 1969 (91)
689	South Carolina State, 2012 (102)
624	Toledo, 2012 (80)
617	at Stanford, 2012 (103)
610	Pacific, 1982 (78)
607	Arizona St., 1998 (72)
606	South Dakota St., 1956 (76)
599	at UTEP, 1952 (45)
595	at California, 1996 (82)
588	at UCLA, 1999 (80)
588	USC, 2012 (94)
583	at UCLA, 2010 (88)

### Top Season Per Game Total Offense (top-20 national)

526.2	2012 (7)
471.9	1999 (3)
465.2	2011 (17)
444.9	1998 (18)
439.4	2010
424.2	1975
412.3	1973
402.4	2008
402.4	1997
402.0	1954 (3)
392.4	2001
385.2	2007

### ALL-PURPOSE YARDAGE

#### Individual

#### Most Plays

Game: 39, David Adams, at Oregon, 9-20-86 (31 rush/6rec./2 kick ret.)  
 ; 39, Nic Grigsby, vs. Washington St., 9-29-07 (30 rush, 9 rec)  
 Season: 340, Ka'Deem Carey, 2012 (303 rush, 36 rec, 1 KOR)  
 Career: 855, Ontiwaun Carter, 1991-94

#### Yards Gained

Game: 400, Ka'Deem Carey, vs. Colorado 11-10-12; 359, Art Luppino, vs. New Mexico St., 9-18-54  
 Season: 2,249, Dennis Northcutt, 1999 (1422 rec./436 punt ret./191 kick ret./200 rush.)  
 Career: 5,392, Dennis Northcutt, 1996-99; 4,981, Mike Thomas, 2005-08  
 Career Per Game: 140.5, Bobby Lee Thompson, 1960-61 (2,810 in 20 games)

#### Average Gain Per Play

Game: 44.9, Art Luppino, vs. New Mexico St., 9-18-54 (8 for 359)  
 Season (Min. 100): 16.8, Dennis Northcutt, 1999 (134 for 2249)  
 Career: 15.6, Theopolis Bell, 1972-73 (317 for 4943)  
 Career <2000 yds: 21.9 Travis Cobb, 2009-10 (91-1992)

## 2013 Arizona Football Media Guide

### Total All-Purpose Yards, Career

Yards	Player	Plays	Years
5,392	Dennis Northcutt	368	1996-99
4,981	Mike Thomas	375	2005-08
4,963	Art Luppino	607	1953-56
4,943	Theopolis Bell	317	1972-75
4,785	Bobby Wade	340	1999-02
4,378	Trung Canidate	646	1996-99
4,343	Vance Johnson	645	1981-84
4,023	Ontiwaun Carter	855	1991-94
3,931	Syndric Steptoe	272	2003-06
3,830	Derek Hill	279	1985-88
3,795	Chuck Levy	510	1991-93
3,698	Eddie Wolgast	379	1945-48

### Total All-Purpose Yards, Season

Yards	Player	Plays	Year
2,249	Dennis Northcutt	134	1999
2,248	Ka'Deem Carey	340	2012
2,193	Art Luppino	210	1954
1,949	Bobby Wade	127	2002
1,902	Art Luppino	239	1955
1,855	Trung Canidate	283	1999
1,826	Mike Thomas	119	2007
1,772	Derek Hill	111	1987
1,648	Mike Thomas	141	2008
1,647	Dennis Northcutt	121	1998
1,575	Bobby Thompson	140	1961
1,574	Theopolis Bell	101	1974

### Total All-Purpose Yards, Single Game (Plays)

Yards	Player	Opponent	Year
400	Ka'Deem Carey (27)	Colorado	2012
359	Art Luppino (8)	New Mexico St.	1954
340	Derek Hill (15)	at Stanford	1987
338	Mike Thomas (16)	at Washington	2007
314	Dennis Northcutt (15)	at TCU	1999
313	Ken Cardella (34)	at Arizona St.	1953
311	Art Luppino (27)	Oregon	1955
289	Art Luppino (29)	Arizona St.	1954
288	Trung Canidate (18)	Arizona St.	1998
283	Jeremy McDaniel (14)	at California	1996
282	Leo Mills (32)	at Washington	2000

### SCORING AND KICKING

#### Individual

##### Most Points Scored

Game: 32, Art Luppino, vs. New Mexico St., 1954  
 Season: 166, Art Luppino, 1954  
 Career: 360, Max Zendejas, 1982-85

##### Touchdowns Scored

Game: 5, Art Luppino, vs. New Mexico St., 1954; Ka'Deem Carey, vs. Colorado, 2012  
 Season: 24, Art Luppino, 1954; Ka'Deem Carey, 2012  
 Career: 48, Art Luppino, 1953-56

##### Most 2-Point Conversions Made

Game: 5, Art Luppino, 1953 (1-pt. Conversion Runs, before the 2-point rule)  
 Season: 5, Art Luppino, 1953 (1-pt. Conversion Runs, before the 2-point rule)  
 Career: 8, Eddie Wilson (passes), 1956-61

##### Field Goals Made

Game: 4, Alex Zendejas, vs. Cent. Mich., 9-5-09 (att. 5); 4, Alex Zendejas, at Washinton, 10-10-09 (att. 4); 4, Doug Pfaff, vs. Stanford, 9-2-89 (att. 4); 4, Max Zendejas, vs. Washington St., 9-14-85 (att. 4); 4, Max Zendejas, at LSU, 9-22-84 (att. 4); 4, Max Zendejas, at California, 10-1-83 (att. 5); 4, Charles Gorham, vs. Indiana, 9-22-73 (att. 4); 4, Steve Hurley, vs. UTEP, 10-5-68 (att. 4)  
 Season: 23 Steve McLaughlin, 1994 (att. 29)  
 Career: 79, Max Zendejas, 1982-85 (att. 107)

##### Most Field Goals, Season

Steve McLaughlin*	23 (29)	1994 (plus 2 bowl FG)
Max Zendejas*	22 (29)	1985 (plus 2 bowl FG)
Jason Bondzio	21 (26)	2007
Max Zendejas	21 (27)	1984
Gary Coston*	21 (24)	1986 (plus 2 bowl FG)

(At time, bowls not included in season stats)

##### Most Field Goals Attempted

Game: 5, four times, last Alex Zendejas, vs. CMU 2009 (made 4); Max Zendejas, at California 1983 (made 3)  
 Season: 29, Max Zendejas, 1985  
 Career: 107, Max Zendejas, 1982-85 (2-3 bowls; made 79)

### Highest Field Goals Made Percentage

Game: 100.00, Alex Zendejas, at Wash., 10-10-09 (4 of 4); 100.00, Doug Pfaff, vs. Stanford, 9-2-89 (4 of 4); 100.00, Max Zendejas, at LSU, 9-22-84 (4 of 4); 100.00, Charlie Gorham, vs. Indiana, 9-22-73 (4 of 4); 100.00, Steve Hurley, vs. UTEP, 10-5-68 (4 of 4)  
 Season: .875, Jason Bondzio, 2008 (14 of 16); .800, Max Zendejas, 1983 (20 of 25)  
 Career: .833, Jason Bondzio, 2007-08 (35 of 42); .738, Max Zendejas, 1982-85 (79-107)

### Most Consecutive Field Goals Made

11, Max Zendejas, 1984 (Fresno St. to Long Beach St.)

### Most Consecutive Games Kicking Field Goal

Season: 11, Max Zendejas, 1983; 11, Jason Bondzio, 2007  
 Career: 18, Max Zendejas, 1982-84

### Most Field Goals Made 50 Yards or More

Game: 2, Max Zendejas, vs. UCLA, 11-12-83 (51-53)  
 Season: 5, Max Zendejas, 1984 (53-50-54-50-52)  
 Career: 13, Max Zendejas, 1982-84

### Most Games Kicking Three or More Field Goals

Season: 4, Lee Pistor, 1975; 4, Max Zendejas, 1984, 1985  
 Career: 12, Max Zendejas, 1982-85

### Most Games Kicking Field Goal

Season: 11, Max Zendejas, 1983; 11, Jason Bondzio, 2007; 10 Alex Zendejas 2010  
 Career: 38, Max Zendejas, 1982-85

### Longest Field Goal

Game: 57, Max Zendejas, at Arizona St., 11-23-85; 57, Lee Pistor, at Iowa, 9-24-77; 57, Jon Prasuhn, vs. Pacific, 9-2-95  
 Game, Opponent: 63, Clark Kremble, Colorado St., 11-15-1975  
 Arizona Stadium: 57, Jon Prasuhn, vs. Pacific, 9-21-95

### PAT Kicks Made

Game: 9, Lee Pistor, vs. UTEP, 19-9-75 (att. 9); 9, Brett Weber, vs. Pacific, 11-15-80 (att. 9)  
 Season: 58, John Bonano, 2012 (59 att.); Jason Bondzio, 2008 (att. 55); 50, Mark McDonald, 1998 (att. 52)  
 Career: 123, Max Zendejas, 1982-85 (att. 125)

### PAT Kicks Attempted

Game: 10, Joe Goff, vs. Arizona St., 9-28-46 (made 7)  
 Season: 58, John Bonano, 2012 (59 att.); 55, Jason Bondzio, 2008 (made 55); 52, Mark McDonald, 1998 (made 50)  
 Career: 125, Max Zendejas, 1982-85 (made 123)

### Highest Percentage PAT Kicks Made

Game: 100.00, Lee Pistor vs. UTEP, 1975 (9-9); 100.00, Brett Weber vs. UOP 1980 (9-9)  
 Season: 100.00, Jason Bondzio, 2008 (55-55); 100.00, Max Zendejas, 1983 (39-39); 100.00, Gary Coston, 1990 (32-32); 100.00, Mark McDonald, 1997 (31-31); 100.00, Bill Zivic, 1979 (28-28); 100.00, Steve McLaughlin, 1992/1994 (26-26); 100.00, Brett Weber, 1980 (26-26); 100.00, John Bonano, 2011 (24-24); 100.00, Nick Folk, 2006 (22-22)  
 Career: 99.1, Gary Coston 1986-90 (115-116); 98.9, Jason Bondzio 2007-08 (92-93); 98.4, Max Zendejas, 1982-85 (123-125)

### Consecutive PAT Kicks Made

Season: 55, Jason Bondzio, 2008; 39, Max Zendejas, 1983  
 Career: 74; John Bonano, 2009-12 (WSU '09 thru ASU '12); 68, Max Zendejas, 1982-84 (Stan '82 thru USC '84; 67, Jason Bondzio, 2007-08 (Wash '07 through '08)

### Most Points Scored by Kicking

Game: 15, Max Zendejas, at California, 10-1-83 (4 FGs, 3 XPs); John Bonano, Oklahoma State, 9-8-12 (3 FG/6 XP); Alex Zendejas at UW 09 (4FG/3PAT)  
 Season: 100, Jason Bondzio, 2007 (21 FGs, 37 XPs); 99, Max Zendejas, 1983 (20 FGs, 39 XPs); 97, Jason Bondzio, 2008 (14 FG, 55 XPs)  
 Career: 360, Max Zendejas, 1982-85 (79 FG, 123 PAT)

### Longest Field Goals

Yards	Player	Opponent	Year
57	Jon Prasuhn	Pacific	1995
57	Lee Pistor	at Iowa	1977
57	Max Zendejas	at Arizona St.	1985
54	Max Zendejas	Colorado	1985
54	Max Zendejas	Washington	1983
54	Lee Pistor	Colorado St.	1976
54	Steve McLaughlin	California	1994
53	Nick Folk	Arizona St.	2004
53	Steve McLaughlin	Washington St.	1993
53	Steve McLaughlin	at Stanford	1994
53	Max Zendejas	Fresno St.	1984
53	Max Zendejas	UCLA	1983
52		9 times, last Nick Folk, Washington 2006	

Opponent: 63, Clark Kemble, at Colorado St., 1975

### Arizona Primary Kickers By Year (since 1960)

Year	Kicker	FG-A	Pct	PAT	.Pct
1960	Eddie Wilson	2-x	--	17-x	...
1961	Eddie Wilson	2-x	--	24-26	.923
1962	John Fouse	0-1	.000	3-4	.750
	Gary Kenley	0-0	--	4-5	.800
1963	Bill Brechler	0-2	.000	10-17	.588
1964	Tom Malloy	1-2	.500	14-17	.824
1965	Jan Komorowski	4-x	--	7-x	...
1966	Don Wilhelm	1-7	.143	13-16	.813
1967	Ken Sarnoski	3-10	.300	19-21	.905
1968	Steve Hurley	7-19	.368	17-22	.772
1969	Steve Hurley	8-14	.571	24-27	.889
1970	Al Mendoza	3-8	.375	13-15	.867
	Steve Hurley	4-6	.667	3-4	.750
1971	Mike DeSylvia	3-7	.429	18-22	.818
1972	Charlie Gorham	6-11	.545	26-28	.929
1973	Charlie Gorham	11-17	.647	31-36	.861
1974	Lee Pistor	7-12	.583	30-32	.938
1975	Lee Pistor	15-19	.789	35-38	.921
1976	Lee Pistor	13-21	.619	30-31	.968
1977	Lee Pistor	7-22	.318	25-29	.862
1978	Bill Zivic	8-19	.421	25-28	.893
1979	Bill Zivic	9-17	.529	28-28	1.000
	Brett Weber	1-2	.500	0-0	...
1980	Brett Weber	7-12	.583	26-26	1.000
1981	Brett Weber	11-20	.550	21-26	.808
	Bob Boris	1-4	.250	0-0	...
1982	Max Zendejas	14-23	.609	37-38	.974
1983	Max Zendejas	20-25	.800	39-39	1.000
1984	Max Zendejas	21-27	.778	23-24	.958
1985	Max Zendejas	22-29	.759	23-23	1.000
1986	Gary Coston	21-24	.875	34-34	1.000
	Jeff Valder	3-4	.750	0-0	...
1987	Gary Coston	15-23	.652	28-29	.966
1988	Doug Pfaff	12-17	.706	22-22	1.000
	Gary Coston	1-3	.333	9-9	1.000
1989	Doug Pfaff	14-19	.737	20-20	1.000
	Gary Coston	0-0	---	7-7	1.000
1990	Gary Coston	9-13	.692	32-32	1.000
1991	S. McLaughlin	3-6	.500	29-32	.906
1992	S. McLaughlin	11-20	.550	26-26	1.000
1993	S. McLaughlin	13-20	.650	27-29	.931
	Jon Prasuhn	1-2	.500	2-2	1.000
1994	S. McLaughlin	23-29	.793	26-26	1.000
1995	Jon Prasuhn	9-14	.643	22-25	.880
1996	Matt Peyton	12-21	.571	38-38	1.000
1997	Mark McDonald	5-8	.625	31-31	1.000
	T.J. Rodriguez	2-4	.500	5-7	.714
1998	Mark McDonald	8-17	.471	50-52	.962
	Michael Johnson	0-1	.000	0-0	...
1999	Sean Keel	5-8	.625	12-13	.923
	Mark McDonald	1-10	.100	21-25	.840
	Chris Palic	0-1	.000	2-2	1.000
2000	Sean Keel	13-17	.765	25-26	.962
2001	Sean Keel	9-14	.643	37-40	.925
2002	Bobby Gill	7-11	.636	17-17	1.000
	Sean Keel	6-11	.550	9-10	.900
	Bobby Gill	2-8	.250	15-16	.938
2003	Nick Folk	0-3	.000	8-8	1.000
2004	Nick Folk	8-13	.615	18-18	1.000
2005	Nick Folk	7-11	.636	31-33	.939
2006	Nick Folk	15-20	.750	22-22	1.000
2007	Jason Bondzio	21-26	.808	37-38	.974
2008	Jason Bondzio	14-16	.875	55-55	1.000
2009	Alex Zendejas	17-22	.773	38-41	.927
2010	Alex Zendejas	14-19	.737	41-46	.891
2011	John Bonano	8-12	.667	24-24	1.000
2012	John Bonano	14-20	.700	58-59	.983

### Pac-10 Years, Offensive Touchdowns

Year	Rush	Pass	Tot	All Pts
2012	33	30	63	496
2011	17	29	46	369
2010	20	25	45	367
2009	19	20	49	356
2008	33	23	56	476
2007	7	28	35	336
2006	11	9	20	199
2005	11	19	30	252
2004	9	10	19	164
2003	10	14	24	181
2002	7	17	24	227
2001	16	21	35	320
2000	16	9	25	254
1999	23	19	42	339
1998	34	18	52	416

# 2013 Arizona Football Media Guide

## Pac-10 Years, Offensive Touchdowns

Year	Rush	Pass	Tot	All Pts
1997	13	27	40	297
1996	15	15	30	310
1995	7	18	25	207
1994	12	14	26	265
1993	18	11	29	265
1992	18	6	24	217
1991	23	8	31	248
1990	26	4	30	267
1989	21	6	27	231
1988	25	8	33	279
1987	22	7	29	263
1986	19	12	31	322
1985	13	7	20	239
1984	14	12	26	272
1983	24	12	36	353
1982	16	19	35	311
1981	15	15	30	253
1980	15	10	25	215
1979	21	7	28	234
1978	21	9	30	245

## Scoring/Kicking Team Highs and Lows, Game

### Most Points Scored

Arizona: 74, vs. UTEP, 1921  
 Pac-10 Game: 59, at WSU (28), 2008  
 Both Teams: 111, vs. California, 1996 (55-56 3OT)  
 Pac-10 Game: 111, vs. California (55-56 3OT), 1996  
 In Loss: 55, vs. California (56) 3OT, 1996  
 One Quarter: 35, vs. Idaho (2nd), 70 total, 2008; 29, vs. New Mexico St., 1954 (3rd)  
 One Half: 49, vs. Idaho (1st), 70 total, 2008; 42, vs. UTEP, 1976 (2nd); 42 vs. UOP 1980 (1st)  
 Pac-12: 42 vs. UCLA (1st), 2011

### Fewest Points Scored In Victory

5, at Iowa, 1980 (5-3)  
 Pac-10 Game: 9, vs. Washington St., 1993 (9-6)

### Most Touchdowns Scored

Arizona: 11, vs. UTEP, 1921; vs. New Mexico St., 1916  
 Both Teams: 16, vs. California, 1996 (Ariz. 8, California 8)

### Most Extra Points by Kicking

Arizona: 10, vs. Toledo, 2008 (10-10); 9, vs. UTEP, 1978 (9-9); 9, vs. Pacific, 1980 (9-9)  
 Both Teams: 15, vs. California (Ariz. 7, California 8) '96

### Most 2-Point Extra Points

Made: 2, vs. Washington St., 1981  
 Attempted: 4, at New Mexico, 1960 (made 1)  
 Both Teams Made: 3, at Utah, 1959 (Ariz. 0, Utah 3)  
 Both Teams, Attempted: 8, at Utah, 1959 (Ariz. 1, Utah 7)

### Field Goals

Made: 4 vs. CMU, 2009 (att. 5); 4 at Washington, 2009 (att. 4); 4 vs. Indiana, 1973 (att. 4); 4, vs. UTEP, 1968 (att. 4); 4, at California, 1983 (att. 5); 4, at LSU, 1984 (att. 4); 4, vs. Stanford, 1989 (att. 4)  
 Attempted: 5, vs. CMU, 2009 (made 4); 5, at Iowa, 1973 (made 3); 5, at Notre Dame, 1982 (made 3); 5, at California, 1983 (made 4)  
 Both Teams Made: 7 vs. Oregon St., 2000 (A3, OSU4); 7, at California, 1983 (Ariz. 4, California 2); 7, at LSU, 1984 (Ariz. 4, LSU 4); 7, at UCLA, 1997 (Ariz. 2, UCLA 4)  
 Both Teams Attempts: 8, vs. SJSU 1970 (Ariz. 4, SJSU 4); 8, vs. Colorado St., 1980 (Colorado St. 5, Ariz. 3); 8, at California, 1983 (Ariz. 5, California 3); 8, at LSU, 1984 (Ariz. 4, LSU 4); 8, vs. Washington St., 1993 (Ariz. 4, Washington St. 4)

### Safeties

Game: 2, vs. Arizona St., 1982; 2, at New Mexico, 1941  
 Season Total scored: 4, 1941

### Safeties Allowed

Game: 2, at TCU, 1999  
 Season: 3, 1999

## Scoring/Kicking Team Highs and Lows, Season

### Points Per Game

Most: 38.5, 1954 (56 in 10)  
 Fewest: 7.7, 1965 (77 in 10)

### Touchdowns Per Game

Most: 5.6, 1954 (54 in 10)  
 5.6, 1998 (56 in 12)  
 Fewest: 0.9, 1965 (9 in 10)

## Extra Points By Kicking Per Game

Most: 4.6, 2008 (60 in 13); 4.5, 2012 (58 in 13)  
 Fewest: 0.6, 1958 (6 in 10)

## Extra Point Kicking Percentage

Highest: 100.0, 2008 (60-60); 100.0, 1983 (38-38); 100.0, 1986 (34-34); 100.0, 1988 (32-32); 100.0, 1979 (28-28); 100.0, 1989 (27-27); 100.0, 1980, 1992, 1994 (26-26); 100.0, 2006 (22-22)  
 Lowest: 41.2, 1939 (7 of 17)

## Consecutive Extra Points By Kicking

77, 2007-09; 73, 2011-12

## Two-Point Conversions

Made: 5, 1960 (att. 11); Attempted: 12, 1961 (made 3)

## Field Goals

Made: 23, 1994  
 Attempted: 29, 1985; 29, 1994  
 Made, Fewest: 2 (11att), 2003

## Field Goal Percentage

High: .875, 2008 (14 of 16); .808, 2007 (21 of 26)  
 Low: .182, 2003 (2 of 11)

## Individual Scoring Leaders

### Scoring, Career

Points	Player	TD	XP	FG	Years
360	Max Zendejas	0	123	79	1982-85
337	Art Luppino	48	49	0	1953-56
283	Steve McLaughlin	0	112	57	1991-94
262	Gary Coston	0	115	49	1986-90
246	Lee Pistor	0	120	42	1974-77
197	Jason Bondzio	0	67	35	2007-08
194	Vance Johnson	32	1	0	1981-84
192	Ka'Deem Carey	32	0	0	2011-
190	Theopolis Bell	31	2	0	1972-75
186	Juron Criner	31	0	0	2008-11
186	Nic Grigsby	31	0	0	2007-10
182	Sean Keel	0	83	33	1999-02
181	Alex Zendejas	0	85	32	2009-11
169	Nick Folk	0	79	30	2003-06
162	Dennis Northcutt	27	0	0	1996-99

### Scoring, Season

Points	Player	TD	XP	FG	Year
166	Art Luppino	24	22	0	1954
144	Ka'Deem Carey	24	0	0	2012
121	Harold McClellan	NA	NA	0	1921
102	John Bonano	0	68	14	2012
100	Jason Bondzio	NA	38	21	2007
99	Max Zendejas	0	39	20	1983
97	Jason Bondzio	0	55	14	2008
97	Gary Coston	0	34	21	1986
96	Art Luppino	13	18	0	1955
96	Kelvin Eafon	16	0	0	1998
95	Steve McLaughlin	0	26	23	1994
89	Alex Zendejas	0	38	17	2009
89	Max Zendejas	0	23	22	1985
86	Max Zendejas	0	23	21	1984

### Scoring, Game (TD-XP-FG)

Pts	Player	Opponent	Year
32	Art Luppino (5-2-0)	New Mexico St.	1954
30	Ka'Deem Carey (5-0-0)	Colorado	2012
25	Art Luppino (4-1-0)	at Utah	1954
24	Ka'Deem Carey (4-0-0)	Oklahoma St.	2012
24	Keola Antolin (4-0-0)	at Oregon	2008
24	Ronald Veal (4-0-0)	Washington St.	1988
24	Richard Hersey (4-0-0)	Pacific	1980
24	Harry Holt (4-0-0)	UTEP	1977
24	Don Beasley (4-0-0)	at Arizona St.	1953
23	Art Luppino (3-5-0)	Arizona St.	1953
22	Art Luppino (3-4-0)	Idaho	1954
21	Art Luppino (3-3-0)	New Mexico	1954
20	Art Luppino (3-2-0)	West Texas St.	1955
20	Charles Beall (3-2-0)	at San Diego St.	1945

### Top Team Scoring Margins, Season (national rank)

20.0	1929
19.2	1935
17.0	1954
16.7	1998
15.7	1961
15.3	2008
15.0	1983
14.6	1975
13.6	1936

## Scoring Offense Per Game, Season

38.5	1954 (2 nationally)
38.2	2012 (15)
36.6	2008 (16)
34.7	1998 (15)
32.1	1983 (8)
30.8	2011
30.0	1975 (9)
29.2	1986 (16)
29.1	2001
28.8	1961
28.5	1952 (7)
28.3	1982
28.2	1996, 1999, 2010

## Scoring, Single Game

74-0	UTEP, 1921
73-0	New Mexico St., 1916
70-0	Toledo, 2008
67-13	New Mexico St., 1951
67-0	Arizona St., 1946
63-35	Pacific, 1980
63-12	UTEP, 1976
62-12	New Mexico St., 1952
60-0	South Dakota St., 1956
59-28	at WSU, 2008
59-38	Oklahoma State, 2012
58-0	New Mexico St., 1954
58-0	Wyoming at Phoenix, 1936

## Largest Margin of Victory

Margin	Opp	Year	Score
74	UTEP	1921	74-0
73	New Mexico St.	1916	73-0
70	Idaho	2008	70-0
60	S. Dakota St.	1956	60-0
59	Arizona St.	1919	59-0
58	Wyoming	1936	58-0
58	New Mexico St.	1952	58-0
56	S. Carolina State	2012	56-0
55	E. Michigan	1988	55-0
54	New Mexico St.	1951	67-13
53	New Mexico St.	1942	53-0
53	Drake	1935	53-0
53	UTEP	1920	60-7
51	UTEP	1976	63-12
50	New Mexico St.	1952	62-12
50	Hawaii	1952	57-7

## Biggest Point Deficit Overcome

Arizona: 21, vs. Nevada, 2012 (49-48 final). Trailed 21-0 in 2nd quarter; 21, vs. Hardin-Simmons, 1950 (32-28 final). Trailed 21-0 in 2nd quarter; vs. San Diego State, 1997 (31-28 final), trailed 21-0 in 2nd quarter  
 Arizona Pac-10: 18, at California, 1980 (31-24 final). Trailed 21-3 with 12:18 in 3rd quarter.  
 Arizona Pac-10 (lead reduced, no victory): 31, at Oregon, 2008 45-55 final). Trailed 48-17 with 12:46 in 3rd quarter before 48-45 with 6:38 in 4th.  
 Opponent: 27, at Utah, 1972 (27-28 final). Trailed 27-0 with 14:42 left.  
 Pac-10 Opponent: 23, at California, 1983 (33-33 final). Trailed 26-3 at 6:45 of 3rd quarter.

## PUNTING

### Punting - Individual

#### Most Punts

Game: 13, Marty Shuford, vs. ASU, 11-27-71 (41.4 avg.); 13, Marty Shuford, vs. BYU, 11-13-71 (39.0 avg.); 13, Bill Hargis, at Rice, 10-11-30 (40.0 avg.); 13, Clarence Sample, vs. NMSU, 1932 (32.0 avg.)  
 Season: 91, Marty Shuford, 1971 (38.2 avg.)  
 Career: 225, Danny Baugher, 2002-05; 212, Keenyn Crier, 2007-10

### Highest Average Per Punt

Game: 57.6 Danny Baugher vs. Purdue, 9-17-05 (7-403)  
 5 or less: 56.0 Nick Folk vs. BYU, 9-2-06 (4-224); Kyle Dugandzic vs. UCLA 2011 (2-120, 60.0)  
 Season: 47.5, Danny Baugher, 2005 (37-1758)  
 Season (Min. 40): 46.0, Kyle Dugandzic, 2011 (40-1840); 44.6, Joe Payton, 1965 (56 for 2495)  
 Career: 44.19, Nick Folk, 2003-06 (96-4242)

## Team Punting Highs and Lows, Game

Most: 21, at Texas Tech, 1935  
 Fewest: 0, vs. NAU 2009; 0, vs. WSU 2009; 0, vs. CSU 1979; 0, vs. Pacific 1989  
 Both Teams, Most: 39, at Kansas, 1936 (UA 20, KU 19); 39, vs. Texas Tech, 1935 (Ariz. 21, Texas Tech 18)  
 Both Teams, Fewest: 2 at USC 2011 (Ariz. 2, USC 0)

## 2013 Arizona Football Media Guide

### Average Per Punt (Min. 5)

Highest: 57.6 vs. Purdue, 2005 (7 punts)  
Lowest: 20.2, at Texas Tech, 1958 (6 punts)

### Team Punting - Highs and Lows, Season

Punts Per Game  
Most: 9.2, 1967 (92 in 10)  
Total: 98, 2003 (12 games)  
Fewest: 3.6, 1954 (36 in 10)

### Punting Average

Highest: 44.9, 2005 (61 punts, 2 blk)  
Lowest: 31.2, 1957 (61 punts)

### Net Punting Average

Highest: 41.17, 1975 (53 for 2302, 120 yds. returned)  
Highest ('05 rule): 38.3, 2012 (55 for 2244, 21-161, 2 TB)  
Lowest: 26.3, 1957 (61 for 1904, 300 yds. returned)  
Most Punts Had Blocked: 6, 1984

### Punting Leaders

#### Punting Average, Season (min. 35)

Avq.	Player	Punts	Year
47.5	Danny Baugher	37	2005
46.0	Kyle Dugandzic	40	2011
44.6	Joe Payton	56	1965
44.0	Nick Folk	74	2006
43.9	Keenyn Crier	48	2008
43.9	Mitch Hoopes	40	1969
43.7	Keenyn Crier	59	2007
43.7	Matt Peyton	62	1996
43.4	Dennis Anderson	53	1975
43.2	Kyle Dugandzic	52	2012
43.0	Sergio Vega	55	1981

### Longest Punt, Single Game

Yards	Player	Opponent	Year
84	Bill Hargis	at Rice	1930
83	Keenyn Crier	at USC	2007
82	Ted Bland	San Diego St.	1934
80	Sergio Vega	UCLA	1980
80	John Wynne	at Kansas	1936
78	Marty Lang	UTEP	1953
78	Nick Folk	Oregon St.	2006
76	Danny Baugher	Purdue	2005
76	Marty Shuford	at Utah	1972
76	Glenn Lindner	New Mex. St.	1952
76	George Jackson	at Texas Tech	1935

Opponent: 88, Matt Steffen, DePaul, 1931

### KICK RETURNS

#### Team Highs and Lows, Game

##### Punt Returns

Most Returns: 10, at Iowa St., 1968 (41 yds.); 10, at Texas Tech, 1935 (126 yds.)  
Both Teams: 16, at BYU, 1969 (Ariz. 6, BYU 10)  
Fewest Returns: 0 many times (twice in 2012)  
Both Teams: 0 many times (twice in 2012)  
Most Yards Gained: 199, vs. Arizona St., 1946 (8 returns)  
Yards Gained, Both Teams: 251 vs. Arizona St., 1946 (Ariz. 199, Arizona St. 52)  
Fewest Yards, Both Teams: -1, Stanford, 2001 (Ariz. 2, SU -3)

#### Average Gain Per Return (Min. 3)

36.5, at Denver, 1949 (4 for 146)

#### Punt Returns for Touchdowns

2, vs. BYU, 1964 (69 and 61 yds.)

#### Kickoff Returns

##### Total Kickoff Returns

Most: 11, vs. Colorado, 1958 (192 yds.)  
Both Teams, Most: 16, at Oregon, 2008 (8 each); 14, four times last at Oregon 2010 (Ariz. 9, UO 5)  
Both Teams, Fewest: 0, Oregon St. 2006; 1, six times; last vs. Iowa 1998 (Ariz. 1 onside)

#### Yards Gained Kickoff Returns

Most: 257, at Utah, 1948 (9 returns)  
Fewest: -2, vs. Pacific, 1975 (1 return)  
Both Teams, Most: 348 at Washington 2011 (Ariz. 7-171, UW 6-177)  
Both Teams, Fewest: 0, Oregon St. 2006 (0 returns)

#### Highest Average Gain Per Return

Min. 2 Returns: 65.5, vs. WSU, 2009 (2-131)  
Min. 3 Returns: 52.7, at BYU, 1975 (3-158)  
Min. 5 Returns: 35.3, at UNM, 1962 (6-212)  
Kickoff Return Touchdowns: 1, many times,  
Last: vs. Iowa, 2010 (Travis Cobb, 100 yds)

### Total Returns (combined punt and kickoff)

Most: 13, at Texas Tech, 1935 (10 pt, 3 KO)  
Fewest: 0, at Colorado St., 1975  
Both Teams, Most: 23 vs. UCLA, 2007 (UA 12, UCLA 11)  
Both Teams, Fewest: 2, at Iowa St., 1964 (Ariz. 2, Iowa St. 0)

### Yards Gained Combined Kick Returns

Most: 257, at Utah, 1948 (9 KO returns)  
Fewest: 0, at Colorado St., 1975  
Both teams combined, Most: 439, vs. Arizona St., 1946 (Ariz. 199, Arizona St. 240)  
Combined, Fewest: 17, vs. Iowa St., 1964 (Ariz. 17, Iowa St. 0)

### Team Returns Highs and Lows, Season

Punt Returns  
Punt Returns Per Game  
Most: 5.4, 1968 (54 in 10)  
Fewest: 1.0, 1966 (10 in 10)

### Punt-Return Yards Per Game

Most: 56.3, 1952 (563 in 10)  
Total: 587, 2008 (33 ret, 13 games); 578, 1998 (44 ret, 12 games)  
Fewest: 5.9, 1966 (59 in 10)

### Average Gain Per Return

Highest: 20.1, 1952 (28 for 563)  
Lowest: 5.17, 2003 (18 for 93)

### Punt-Return Touchdowns

4, 1971

### Kickoff Returns

#### Kickoff Returns Per Game

Most: 6.2, 1967 (62 in 10)  
Fewest: 1.2, 1940 (11 in 9)

### Kickoff Return Yards Per Game

Most: 116.0, 1991 (1276 in 11)  
Most Yards: 1,320, 2009 (53 ret, 13 G)  
Fewest: 17.9, 1939 (179 in 10)

### Average Gain Per Return

Highest: 27.2, 1935 (21 for 573)  
Lowest: 12.1, 1962 (34 for 412)

### Kickoff-Return Touchdowns

2, 1968-1963-1954

### Punt Return Defense

#### Opponents' Punt Returns Per Game

Fewest: 1.3, 2011 (16-217 in 12G); 1.5, 1963 & 1954 (15 in 10)  
Most: 6.2, 1967 (62 in 10)

### Average Yards Allowed Per Return

Lowest: 1.7, 1985 (19 for 32)  
Highest: 18.89, 1967 (36 for 680)

### Most Punt Return Touchdowns Allowed

3, 1937

### Kickoff Return Defense

#### Opponents' Kickoff Returns Per Game

Fewest: 1.17, 2006 (14 in 12)  
Most: 5.6, 1954 (56 in 10)  
High total: 64 in 13 games, 2008

### Kickoff Return Yards Allowed Per Game

Fewest: 23.0, 2006 (276 in 12)  
Most: 98.9, 2008 (1286 in 13); 96.5, 1954 (965 in 10)  
Yard High: 2008 (1286 in 13, 64 returns); 2010 (1180 in 13, 57 returns)

### Average Yards Allowed Per Return

Lowest: 14.1, 1962 (22 for 310)  
Highest: 24.6, 2007 (47 for 1156)

### Kickoff Return Touchdowns Allowed

2, 1997

### Team Kick Defense Highs and Lows, Game

#### Punt Return Defense

##### Most Opponent Punt Returns

10, at BYU, 1969 (50 yds.)

#### Yards Gained Opponent Punt Returns

Most: 195, vs. Wyoming, 1967 (9 returns)  
Fewest: -19, vs. Washington, 1992 (3 ret)

### Average Gain Per Return Allowed

Lowest (Min. 5): -1.20, vs. Wyoming, 1973 (5-for-6)  
Lowest (Min. 3): -6.3, vs. Washington, 1992 (3-for-19)  
Highest (Min. 3): 42.7 vs. California, 2006 (3 for 128)  
Highest (Min. 5): 25.5, at Arizona St., 1957 (6 for 153)

### Punt Return Touchdowns Allowed

2, 2005 (Oregon, Arizona St.)

### Blocked Punts Returned For Touchdown

1, last time: at ASU, 2009 (Orlando Vargas)  
Opponent: 1, Last at Ore St., 2011 (Clayton Polk 41yd)

### Kickoff Return Defense

#### Most Opponent Kickoff Returns

11, vs. New Mexico St., 1951 (193 yds.)

### Yards Allowed Opponent Kickoff Returns

Most: 241 vs. Stanford, 2009 (8 returns)  
Fewest: 1, vs. ASU 2013 (1 return); 3 vs. Oregon 2013 (1 return); 4, vs. Hardin-Simmons, 1947 (3 returns)

### Average Gain Per Return Allowed (Min. 3)

Lowest: 1.3, at Colorado, 1953 & vs. Hardin-Simmons, 1947 (3 for 4)  
Highest: 46.0, vs. Colo St., 1972 (3 for 138)

### Kickoff Return Touchdowns Allowed

1 in many. Last: UCLA, 2007 (Matt Slater - 100 yds.)

### Total Kick Return Defense

#### Opponent Total Kick Returns

Fewest: 0 vs. Iowa St., 1964; vs. Stephen F. Austin, 2006  
Most: 14, vs. New Mexico, 1949 (6pt, 8 KO)

### Yards Gained on Kick Returns (Min. 5)

Fewest: 13, Arizona St., 2006 (1-0 KOR, 1-13 PR)  
Most: 281, vs. Wyoming, 1967 (9 pt, 3 KO); 281, vs. UTEP, 1941 (5pt, 6 KO)

### Average Gain Per Return Allowed (Min 5)

Lowest: 3.6, at Utah, 1950 (9 for 32)  
Highest: 29.5 at Washington 2011 (6-177 all KOR)

### INDIVIDUAL RETURNS

#### Punt Returns

##### Most Punt Returns

Game: 9, Ted Bland vs. T.Tech, 11-11-35 (65 yds.); 9 Derek Hill vs. Colorado St., 9-13-86 (80 yds.)  
Season: 41, Jackie Wallace, 1971  
Career: 80, Jackie Wallace, 1970-72

#### Highest Average Per Return

Game (min. 3): 38.3, Bug Wright vs. WSU, 11-7-09 (3-115)  
Season: 32.6, Floyd Hudlow, 1964 (8-251)  
(Min. 10): 18.9, Dennis Northcutt, 1999 (23-436)  
Career (min. 40): 14.95, Eddie Wolgast, 1945-49 (44-658)

#### Touchdowns on Punt Returns

Game: 2, Floyd Hudlow vs. BYU, 9-21-64 (61,69)  
Season: 3, Floyd Hudlow, 1964; 3, Jackie Wallace, 1971  
Career: 4, Jackie Wallace, 1970-72

#### Most Punt Return Yards

Game: 156, Wally Scott vs. Arizona St., 11-27-65 (7 returns)  
Season: 510, Jackie Wallace, 1971 (41 returns)  
Career: 903, Dennis Northcutt, 1996-99 (67 returns)

#### Kickoff Returns

##### Most Kickoff Returns

Game: 9, Ka'Deem Carey vs. Oregon 9-24-11; 7, Derek Hill at Washington St., 10-24-87  
Season: 34, Travis Cobb (887 yds, TD), 2010; 30, Travis Cobb (762 yds, TD), 2009  
Career: 80, Syndric Steptoe (1,757 yds.), 2003-06

#### Kickoff Return Yards

Game: 197, Ka'Deem Carey vs. Oregon, 2011 (9 returns); 180, Chuck Levy at Ohio St. 1991 (7 returns)  
Season: 887, Travis Cobb, 2010 (34 returns);  
762, T. Cobb, 2009 (30 returns); 682, Chuck Levy, 1991 (27)  
Career: 1757, Syndric Steptoe, 2003-06 (80 returns); 1649, Travis Cobb, 2009-10 (64 returns); 1538, Theopolis Bell, 1972-75 (62 returns)

#### Kickoff Return Average

Game: 52.7, Theopolis Bell at BYU, Nov. 1, 1975 (3 for 158)  
Season: 37.8, Ricky Stevenson, 1968 (9 for 340)  
Min. 1.2 PG: 32.5, Floyd Hudlow, 1963 (13 for 422)  
Career (30): 27.4, Floyd Hudlow, 1963-64 (13 for 422); 26.7, Art Lupino, 1953-56 (40 for 1,069)

## 2013 Arizona Football Media Guide

### Kickoff Return Touchdowns

Game: 1, many; last Travis Cobb vs. WSU, 11-7-09, 95 yds.  
Season: 2, Art Luppino (1954) and Rick Stevenson (1968)  
Career: 2, Art Luppino (1953-56), Rick Stevenson (1968-69), Chris McAlister (1996-98), Travis Cobb (2009-10)

### Total Returns (punt and kickoff)

#### Most Kick Returns

Game: 10, Derek Hill, vs. Colorado St., 9-13-86 (9 punt, 1 KO)  
Season: 54, Jackie Wallace, 1971 (41 punts, 13 kickoffs, 880 yds.)  
Career: 141, Syndric Steptoe, 2003-06 (80 punts, 61 kickoffs); 130, Theopolis Bell, 1972-75 (68 punts, 62 kickoffs)

#### Most Yards on Kick Returns

Game: 197, Ka'Deem Carey, vs. Oregon, 9-24-11 (9 kickoffs); 180, Chuck Levy, at Ohio St., 9-7-91 (7 KO)  
Season: 800, Jackie Wallace, 1971 (510 KOR, 290 PR)  
Career: 2,347, Syndric Steptoe, 2003-06 (1,757 kickoffs, 590 punts); 2,290, Theopolis Bell, 1972-75 (1,513 kickoffs, 752 punts)

#### Highest Average Per Return

Game (3 min): 49.3, Travis Cobb (KOR) vs Iowa 2010; 28.8, Mike Thomas, at UW 10-27-07 (6-173 KOR)  
Season (Min. 20): 29.17, Art Luppino, 1954 (24 for 700)  
Career: 25.7, Art Luppino, 1953-56 (59 for 1515)

#### Touchdowns on Kick Returns

Game: 2, Floyd Hudlow, vs. BYU, 9-21-64 (2 punts)  
Season: 3, Jackie Wallace, 1971 (3 punts); 3, Rick Stevenson, 1968 (2 punts, 1 kickoff); 3, Floyd Hudlow, 1964 (3 punts)  
Career: 4, Floyd Hudlow, 1963-64 (3 punts, 1 kickoff)

#### Combined Returns (punt, kickoff, interception)

Season: 65, Jackie Wallace, 1971 (42 PR, 13 KOR, 11 int.)

#### Touchdowns by Returns

Season: 4, Antoine Cason, 2007 (2 int., 2 punts); 3, Chris McAlister, 1998 (1 KOR, 1 PR, 1 int.)  
Career: 6, Jackie Wallace, 1970-72 (4 PR, 2 int.); 5, Antoine Cason, 2004-07 (2 punts, 3 int.)

#### Return Leaders

##### Punt Return Average, Season (Min. 1.2 per game)

Avg.	Player	No.	Yards	Year
18.9	Dennis Northcutt	23	436	1999
17.4	Ricky Harris	12	209	1963
16.9	Eddie Wolgast	13	220	1949
16.2	Kenny Cardella	13	211	1953
15.9	Bobby Jackson	16	255	1952
13.5	Mike Thomas	29	392	2008
13.4	Gary Kenley	12	161	1961
13.1	Syndric Steptoe	20	261	2006
12.9	Tommy Grimes	12	155	1954
12.9	Wally Scott	27	348	1965
(19.2)	Bug Wright	11	211	2009

-1.1 per game)

##### Kick Return Average, Season (Min. 1.2 pg or 200 yds.)

Avg.	Player	No.	Yards	Year
37.8	Ricky Stevenson	9	340	1968
32.5	Floyd Hudlow	13	422	1963
31.6	Art Luppino	20	632	1954
31.1	Bill McCormick	8	249	1953
30.8	Chuck Levy	9	277	1993
29.6	Cary Taylor	9	266	1993
29.5	Chris McAlister	8	236	1998
29.1	Willie Hamilton	14	408	1972
28.4	Keola Antolin	9	256	2009
28.3	Theopolis Bell	16	453	1975
27.6	Gary Kenley	11	304	1962
27.1	Vance Johnson	13	353	1982

#### Longest Punt Returns

Yards	Player	Opponent	Year
94	Jackie Wallace	UCLA	1971
91	Wally Scott	at Arizona St.	1965
87	Fred Batiste	at Denver	1949
87*	Marquis Hundley	vs. Idaho	2008
86	Bug Wright	vs. WSU	2009
84	Mark Streeter	at Texas Tech	1978
83	Warren Livingston	at Colorado	1960
83	Kenny Cardella	at UTEP	1952
82	Floyd Hudlow	Wyoming	1964
81	Dennis Northcutt	at Arizona St.	1999
81	Marcellus Greene	Pacific	1980
80	Dennis Northcutt	Middle Tenn. St.	1999
80	Sal Gonzalez	at New Mexico	1956
80	Charles Gilliland	UC-Davis	1924

(\*returned fumbled punt - credited yards only)

By Opponent: 95, DeSean Jackson, California, 2006, TD  
Longest Non-Scoring: 71, Kenny Gardella, at ASU, 1953

#### Longest Kickoff Returns

Yards	Player	Opponent	Year
100	Chris McAlister	UCLA	1996
100	Chris McAlister	at Hawai'i	1998
100	Travis Cobb	Iowa	2010
98	Wallace Smith	Whittier	1935
97	Michael Bates	Washington St.	1990
97	Rick Stevenson	at Indiana	1968
95	Travis Cobb	vs. WSU	2009
95	Willie Hamilton	UTEP	1972
95	Gary Kenley	at New Mexico	1962
95	Ricky Harris	at Arizona St.	1963
95	Bill McCormick	UTEP	1953
93	Charlie McKee	Kansas St.	1969
93	Vance Johnson	Oregon St.	1982

Opponent: 100, Jack Brognan, Loyola, 1932 - TD; 100, Matt Slater, UCLA, 2007 -TD

Longest Non-Scoring: 84, Paul Leary, vs. NAU, 1931

#### TEAM DEFENSE

##### Team Highs and Lows, Game Plays Allowed

Fewest: 20, vs. New Mexico St., 1935 (12R, 8P, 40 yds.)  
Most: 105, vs. Nevada, 2012 (73 R, 32 P, 659 yds)

##### Total Offense Yards Allowed

Fewest: 10, vs. Loyola (at Phoenix), 1939 (4R, 6P, 34 plays)  
Pac-10 Game: 52, at Stanford 2006 (-6R, 58P, 32 plays)  
Most: 701, at Arizona St., 1973 (368R, 337P, 97 plays) (WAC)  
Pac-10 Game: 659, at California, 1996 (156R, 503P, 91 plays)  
Average Offensive Gain Per Play Allowed  
Fewest: .27, vs. Arizona St., 1946 (44 for 12)  
Most: 9.41, at UCLA, 1972 (61 for 574)

#### Rushing Defense

##### Rushes Allowed

Fewest: 12, vs. Wyoming, 1936 (-4 yds.); 12, New Mexico St., 1935 (-32 yds.)  
Most: 75, vs. New Mexico, 1971 (441 yds.)

##### Rushing Yards Allowed

Fewest: -33, at Stanford, 1992 (28 rushes)  
Pac-10 Game: -33, at Stanford, 1992 (28 rushes)  
Most: 569, at Arizona St., 1951 (67 rushes)  
Pac-10 Game: 450, vs. Arizona St., 1996 (59 rushes)

##### Average Gain Per Rush Allowed

Lowest: -1.2, at Stanford, 1992 (28 -33)  
Highest: 9.02, at UCLA, 1972 (56 for 505)

#### Touchdowns by Rushing Allowed

8, vs. Colorado, 1958

#### Opponent Players Gaining 100 yards

4, at ASU, 1951 (Bob Tarwater 17-140, Harley Cooper 11-123, Duane Morrison, 15-118, Buzz Welfer 10-114)

#### Pass Defense

##### Passing Attempts Allowed

Fewest: 3, vs. New Mexico, 1963 (comp. 3); 3, at UTEP, 1950 (comp. 0)  
Most: 65 at ASU 2011 (comp 36)  
Most, Pac-12: 65 at ASU 2011 (comp 36)

##### Pass Completions Allowed

Fewest: 0, vs. New Mexico, 1961 (att. 5); 0, at UTEP, 1950 (att. 3); 0, Arizona St., 1937 (att. 4); 0, Loyola, 1932 (att. 8); 0, New Mexico St., 1929 (att. 9); 0, Pomona, at Phoenix, 1929 (att. 5)  
Most: 42 at Okla State 2011 (att 53, 397 yds); 36 at ASU 2011 (att 65, 487 yds)

##### Completion Percentage Allowed

Lowest (10 PA): 07.7, at New Mexico, 1948 (1 of 13)  
Highest (15 PA): 88.9, at Air Force, 1959 (16 of 18)

#### Yards Passing Allowed

Fewest: 0, Oklahoma, 1989; 0, vs. New Mexico, 1961; 0, at UTEP, 1950; 0, Arizona St., 1937; 0, Oklahoma St., 1932; 0, Loyola, 1932; 0, New Mexico St., 1929; 0, Pomona, 1929  
Pac-10 Game: 29, vs. Oregon, 1983  
Most: 511, vs. ASU, 1998 (33 completions)  
Pac-10 Game: 511, vs. ASU, 1998 (33 completions)

#### Yards Per Attempt Allowed

Fewest: 0, New Mexico St., 1929 (Att. 9)  
Most: 18.8 vs. Indiana, 1967 (11 for 207)  
Most (Min. 20): 14.7, at New Mexico, 1946 (19 for 280)

#### Yards Per Completion Allowed

Fewest: 1.0 vs. Texas Tech, 1946 (1 for 1)  
Fewest (Min. 5): 2.3 Arizona St., 1961 (7 for 16)  
Most: 40.0, at New Mexico, 1946 (7 for 280)  
Most (Min. 10): 24.4, at Arizona St., 1957 (10 for 244)

#### Touchdown Passes Allowed

8, vs. California, 1996 (3 OT)

#### Most Passes UA Intercepted

7, vs. UTEP, 1968 (63 yds.) 7, at Arizona St., 1955 (19 yds.)

#### Percent Passes Intercepted

46.2, at New Mexico, 1948 (6 of 13)

#### Yards Gained on Interception Returns

182 vs. Illinois (5 returns)

#### Avg Yards Per Interception Return (Min. 2)

46.5 vs. Arizona St., 1929 (2 for 93)

#### Interception Returns for Touchdowns

3, vs. Illinois, 1996

#### Scoring Defense

##### Points Allowed

Most: 78, at USC, 1928  
Pac-10 Game: 63, vs. Oregon, 2001 (28-63)  
In Victory: 48, vs. Nevada, 2012 (49-48); 47, vs. Washington St., 2000 (53-47, 30T)  
One Quarter: 38, at USC, 1928 (4th)  
One Half: 52, vs. USC, 1923 (2nd); 45, at Oregon, 2008 (1st)

#### Touchdowns Allowed

12, at USC, 1928

#### Opponent Extra Points by Kicking

Made: 9, at UCLA, 2012 (9 att.); 9, vs. Michigan St., 1949 (att. 11)  
Attempted: 11, vs. Michigan St., 1949 (made 9)

#### Opponent 2-Point Extra Points

Made: 3, at Utah, 1959 (att. 7)  
Attempted: 7, at Utah, 1959 (made 3)

#### Opponent Field Goals

Made: 5, at UNM, 2008 (att 5); 5, ASU 2010 (att 5); 4, six times most recent Nebraska 2009 (4-4)  
Attempted: 6, vs. UTEP, 1967 (made 3)

#### Interceptions & Fumbles Recovered, Game

Most: 9, at Washington, 1984 (4 int., 5 FR); 9, at Arizona State, 1955 (7 int., 2 FR); 9, vs. Utah, 1973 (4 int., 5 FR)  
Fewest: 0, many times, last vs. Utah 2011

#### Opponents Turnovers, Season

Most: 46, 1954 (20 interception, 24 fumbles lost, 2bk)  
Fewest: 11, 1999 (5 Interceptions, 6 fumbles lost)

#### Individual Defense

##### Most Interceptions

Game: 4, Chuck Cecil, at Stanford 1987; 3, Michael Johnson, at Oregon St. 2005  
Season: 11, Jackie Wallace, 1971  
Career: 21, Chuck Cecil, 1984-87 (then Pac-10 record)

##### Most Yards on Interception Returns

Game: 100, Chuck Cecil, vs. Arizona St., 11-22-86 (1)  
Season: 192, Darryll Lewis, 1990 (7 returns)  
Career: 349, Antoine Cason, 2004-07 (15 returns); 252, Darryll Lewis, 1987-90 (14 returns)

##### Highest Interception Return Average

Game (Min. 2): 47.5, Scott Geyer, vs. NC St., 12-31-89 (2-95)  
Season (Min. 5): 32.8, Antoine Cason, 2007 (5-164) 27.4, Darryll Lewis, 1990 (7 for 192)  
Career (Min. 10): 23.3, Antoine Cason, 2004-07 (15-349)

#### Defense Team Highs and Lows, Season

##### Plays Per Game Allowed

Most: 83.5, 2012 (1,085 in 13)  
Most total: 1,085, 2012 (in 13)  
Fewest: 44.4 1935 (400 in 9)

##### Yards Allowed Per Game

Fewest: 128.2, 1935 (1154 in 9)  
Most: 499.0, 2012 (6487 in 13)

# 2013 Arizona Football Media Guide

## Average Gain Per Play Allowed

Lowest: 2.44, 1939 (537 for 1313)  
Highest: 6.58, 2011 (839 for 5526)

## TDs Rushing and Passing Allowed Per Game

Fewest: .67, 1935 (6 in 9)  
Most: 4.46, 2012 (58 in 13)

## Games Exceeding 500 Yards Allowed

6 -- 2012 (all 600yards)  
6 -- 2011; 3 -- 1999 and 2003

## Games Less Than 200 Yards Allowed

10, 1993

## Rushing Defense

### Yards Allowed Per Game

Fewest: 30.1, 1993 (331 in 11)  
Most: 288.3, 1958 (2883 in 10)

## Average Gain Per Play Allowed

Lowest: 0.9, 1993 (368 for 331)  
Highest: 5.3, 1958 (544 for 2883)

## Rushes Per Game Allowed

Most: 57.5, 1949 (575 in 10)  
Fewest: 28.8, 1935 (259 in 9)

## Touchdowns Rushing Allowed Per Game

Fewest: .36, 1992 (4 in 11)  
Most: 3.5, 1958 (35 in 10)

## Games Less Than 100 Yards Allowed

10 - 1993; 10 - 1994; 7 - 2010

## Games More Than 300 Yards Allowed

11, 2011; 5, 1949

## Passing Defense

### Yards Allowed Per Game

Fewest: 50.1, 1939 (501 in 10)  
Most: 298.9, 2011 (3587 in 12)

### Yards Allowed Per Attempt

Fewest: 3.3, 1939 (152 for 501)  
Fewest (Min. 200): 4.93, 1968 (275 for 1,357)  
Most: 8.51, 2003 (394 for 3,351)

### Yards Allowed Per Completion

Fewest: 10.02, 1939 (50 for 501)  
Fewest (Min. 75): 10.37, 2008 (228 for 2,365)  
Most: 17.14, 1967 (101 for 1,732)

### Opponents' Passes Attempted Per Game

Fewest: 11.7, 1956 (117 in 10)  
Most: 38.5, 2012 (500 in 13)

### Opponents' Passes Completed Per Game

Fewest: 4.9, 1936 (49 in 10)  
Most: 23.8, 2012 (309 in 13)

### Completion Percentage Allowed

Lowest: 32.9, 1939 (50 in 152)  
Lowest (Min. 200): 36.6, 1940 (90 of 246)  
Highest: 65.9, 2011 (282 of 428)

### Passes Intercepted (by UA) Per Game

Most: 3.44, 1940, (31 in 9)  
Fewest: .36, 1994 (4 in 11)

### Percentage Intercepted By

Highest: 20.6, 1935 (29 of 141)  
Lowest: 1.3, 1999 (5 of 373)

### Interception Yards Per Game

Most: 41.0, 1940 (369 in 9)  
Total: 386, 1952 (10 games)  
Fewest: 1.2, 1960 (12 in 10)

### Average Yardage Per Interception Return

Highest: 45.5, 1994 (4 for 182)  
Lowest: 3.0, 1960 (4 for 12)

### Ariz. TDs On Interception Returns

6, 1996

### Touchdown Passes Allowed Per Game

Fewest: .2, 1952 (2 in 10)  
Most: 2.17, 2003 (26 in 12); 2.1, 2001 (23 in 11)

## Games Less Than 50 Yards Allowed

5, 1942

## Games Less Than 100 Yards Allowed

8, 1956

## Games More Than 300 Yards Allowed

6 -- 2012; 6 -- 2011; 4 -- 1980, 2003

## Games More Than 200 Yards Allowed

9 -- 2012; 9 -- 2011; 11 -- 2003;

## Scoring Defense (Minimum 8-Game Season)

### Points Allowed Per Game

Fewest: 2.8, 1929 (22 in 8)  
Most: 35.8, 2003 (429 in 12); 35.4, 2011 (425 in 12)

### Touchdowns Allowed Per Game

Fewest: .38, 1929 (3 in 8)  
Most: 4.67, 2003 (56 in 12)

### Opponents' Extra Points By Kicking

Fewest Made: 2, 1928  
Fewest Attempted: 3, 1929  
Most Made: 56, 2012 (att. 56)  
Most Attempted: 56, 2012 (made 56)

### Opps XP-Kicking Percentage

Highest: 1.000 2012 (56-56)  
(Top 5)  
1.000 2003 (55-55)  
1.000 2001 (48-48)  
1.000 2005 (35-35)  
1.000 2006 (28-28)  
Lowest: .285, 1937 (4-14)

### Consecutive Extra Points Allowed By Kicking

95, Washington St. 2004 to BYU 2007

### Two-Point Conversions Allowed

Fewest Made: 0, Many seasons  
Fewest Attempted: 0, 2006, 2008, 2011  
Most Made: 6, 1959 (att. 19); 6, 1958 (att. 17)  
Most Attempted: 19, 1960 (made 6)

### Opponents' Field Goals

Made: 22, 2002 (att. 27)  
Attempted: 27, 2002 (made 22)

### Opponents' Field Goal Percentage

Highest: 86.7, 2012 (13 of 15)  
83.3, 2010 (15 of 18)  
81.4, 2002 (22 of 27)  
Lowest: 14.3, 1964 (1 of 7)

### Most Points Allowed By Kicking

99, 2011 (51 PAT, 16 FG)

### Safeties Scored Against Arizona

3, 1999; single game: 2 (at TCU '99)

### First Down Defense

#### Total Allowed Per Game

Fewest: 7.2, 1937 (72 in 10)  
Most: 26.1, 2012 (339 in 13)

#### By Rushing Allowed Per Game

Fewest: 4.2, 1993, (46 in 11)  
Most: 14.1, 1958 (141 in 10)

#### By Passing Allowed Per Game

Fewest: 1.3, 1942 (13 in 10)  
Most: 13.2, 2011 (158 in 12)

#### By Penalty Allowed Per Game

Fewest: 1, 1947 (1 in 10)  
Most: 2.5, 2011 (30 in 12)

### Top 10 Arizona Defenses by Season (national rank)

#### Total Defense

128.2 1935  
133.3 1939  
143.5 1937  
144.7 1936  
162.6 1940  
219.2 1946  
223.2 1938  
235.7 1942  
236.9 1993\* (1)  
240.6 1968 (7)

## Passing Defense

50.1 ypg 1939  
58.9 1936  
65.4 1935  
66.5 1942  
68.8 1937  
73.1 1948  
73.3 1956  
79.1 1961  
87.3 1954  
89.2 1953

## Rushing Defense

30.1 ypg 1993\* (1)  
54.2 1940 (5)  
62.8 1935  
65.1 1992\* (2)  
65.3 1994\* (2)  
74.7 1938  
75.5 1984\* (3)  
83.2 1939  
84.2 1936  
84.4 1986\* (4)

## Arizona Scoring Defense

2.8 pts pg 1929  
4.1 1930  
4.4 1933  
5.0 1935  
5.4 1936  
5.4 1934  
7.6 1964  
8.8 1937  
8.9 1992\* (1)  
9.2 1940

## Individual Defensive Leaders

### Total Tackles, Career

#### (All LB unless noted)

TT	Player	UT	AT	Years
566	Ricky Hunley	323	243	1980-83
552	Byron Evans	315	237	1983-86
529	Obra Erby	300	229	1973-76
420	Jon Abbott	274	146	1974-77
405	Marcus Bell	264	141	1996-99
400	LaMonte Hunley	183	217	1981-84
392	Chuck Cecil S	222	170	1984-87
383	Mark Jacobs	205	178	1974-76
372	Sam Giangardella	183	189	1977-80
357	Mark Arneson	186	171	1969-71
356	Mike Dawson	203	153	1972-75
339	Ransom Terrell	179	160	1970-73
322	Darren Case	133	189	1987-90
320	Sean Harris	248	72	1991-94
312	Spencer Larsen	209	103	02, 05-07
308	Lance Briggs	205	103	1999-02
295	Darrell Brooks S	204	91	2002-05
291	Glenn Perkins	160	131	1978-82
282	Chris Singleton	171	111	1986-89
281	Chester Burnett	223	58	1993-97
279	Jeff Hammerschmidt S	171	108	1987-90
275	Ronnie Palmer	158	117	2005-08

### Solo Tackles, Career

UT	Player	TT	AT	Years
323	Ricky Hunley LB	566	243	1980-83
315	Byron Evans LB	552	237	1983-86
300	Obga Erby LB	529	229	1973-76
274	Jon Abbott DL	420	146	1974-77
264	Marcus Bell LB	405	141	1996-99
248	Sean Harris LB	320	72	1991-94
223	Chester Burnett LB	281	58	1993-97
222	Chuck Cecil DB	392	170	1984-87
209	Spencer Larsen LB	312	103	2002, 05-07
205	Lance Briggs LB	308	103	1999-2002
205	Mark Jacobs LB	383	178	1974-76

### Assisted Tackles, Career

AT	Player	UT	TT	Years
243	Ricky Hunley LB	323	566	1980-83
237	Byron Evans LB	315	552	1983-86
229	Obga Erby LB	300	529	1973-76
217	LaMonte Hunley LB	183	400	1981-84
189	Sam Giangardella LB	183	372	1977-80
189	Darren Case LB	133	322	1987-90
178	Mark Jacobs LB	205	383	1974-76
171	Mark Arneson LB	186	357	1969-71
170	Chuck Cecil DB	222	392	1984-87
160	Ransom Terrell LB	179	339	1970-73

## 2013 Arizona Football Media Guide

### Passes Broken Up, Career (does not include INTs)

Year	Player	Yards	TD	Years
44	Michael Jolivet	2000-03	CB	
38	Chuck Cecil	1984-87	S	
35	Kelly Malveaux	1994-97	CB	
32	Antoine Cason	2004-07	CB	
32	Devin Ross	2006-09	CB	
30	Lynnden Brown	1981-84	S	
29	Brandon Sanders	1992-95	S	
28	Trevin Wade	2008-11	CB	
28	Randy Robbins	1980-83	S	
27	Chris McAlister	1996-98	CB	
27	Kelvin Hunter	1996-99	CB	
26	James DeBow	1985-88	S	
26	Shaquille Richardson	2010-	CB	
24	Martin Rudolph	1984-86	CB	

### Interceptions, Career

Int.	Player	Yards	TD	Years
21	Chuck Cecil S	241	2	1984-87
20	Jackie Wallace CB	250	2	1970-72
18	Chris McAlister CB	254	2	1996-98
15	Antoine Cason CB	349	3	2004-07
14	Darryll Lewis CB	252	2	1987-90
14	Allan Durden S	241	1	1982-85
13	Dave Liggins S	150	0	1978-80
13	Roussel Williams S	107	0	1972-74
13	Tony Bouie S	189	1	1991-94
12	Trevin Wade CB	203	2	2008-11
12	Michael Jolivet CB	128	1	2000-03
12	Ricky Hunley LB	134	2	1980-83
12	Randy Robbins S	204	4	1980-83
12	Dennis Anderson S	218	1	1973-75
12	Rich Moriarty B	78	0	1967-68
12	Eddie Wolgast B	200	1	1945-50

§ Includes two intercepted fumbles under old rule

### Interceptions, Season

Int.	Player	Yards	TD	Year
11	Jackie Wallace	135	1	1971
9	Chuck Cecil	77	0	1987
8	Jackie Wallace	115	1	1972
8	Rich Moriarty	75	0	1968
7	Tony Bouie	131	0	1993
7*	Ricky Hunley	123	2	1983
7	Darryll Lewis	192	2	1990
7	John Black	91	0	1939
7	Dennis Anderson	72	0	1974
7	Dave Liggins	68	0	1980
6	Roussel Williams	72	0	1974
6	Dick Taylor	79	0	1940
6	Randy Robbins	85	1	1983
6	Allan Durden	108	1	1984
6	Allan Durden	42	0	1985
6	Chuck Cecil	22	0	1985
6	Chuck Cecil	142	2	1986
6	Chris McAlister	103	1	1996

§ Includes 1 fumble interception; \*Includes 2 fumble interceptions

### Longest Interception Returns

Yds	Player	Opponent	Year
100	Chuck Cecil	Arizona St.	1986
98	Mikal Smith	Arizona St.	1996
97	Mike Scurlock	California	1994
96	Allan Durden	at LSU	1984
91	Robert Golden	at Washington	2011
89	Lynnden Brown	at Washington	1984
85	Trevin Wade	Iowa	2010
85	Scott Geyer	North Carolina St.	1989
83	Dennis Anderson	Northwestern	1975
79	Robert Golden	Stanford	2009
78	Bob White	BYU	1972
76	Jay Willett	at Kansas	1965
75	Nate Ness	at Stanford	2008
75	Bill Penn	at New Mexico	1948
70	James Middleton	New Mexico St.	1929
70	Ferrill Capps	San Diego St.	1945
70	Darryll Lewis	UCLA	1990

Opponent: 89, Wayne Soffe, BYU, 1936

### Annual Defensive Leaders

Total Tackles		
(From coaches film through 1987)		
1973	Terrell Ransom, LB 105+70	175
1974	Mark Jacobs, LB 115+85	200
1975	Obra Erby, LB 117+71	188
1976	Obra Erby, LB 85+89	174
1977	Corky Ingraham, LB 72+81	153
1978	Sam Giangardella, LB 55+76	131
1979	Sam Giangardella, LB 57+55	112
1980	Jack Housley, LB 64+40	104
1981	Ricky Hunley, LB 74+47	121
1982	Ricky Hunley, LB 100+73	173
1983	Ricky Hunley, LB 99+77	176
1984	Lamonte Hunley, LB 72+96	168
1985	Byron Evans, LB 118+70	188
1986	Byron Evans, LB 111+85	196
1987	Chuck Cecil, S 80+56	136
1988	Chris Singleton, OLB 58+60	118
1989	Donnie Salum, LB 48+65	113
1990	Jeff Hammerschmidt, S 53+25	78
1991	Tony Bouie, S 63+26	86
1992	Sean Harris, LB 48+23	71
1993	Brant Boyer, LB 70+20	90
1994	Sean Harris, LB 72+17	89
1995	Charlie Camp, LB 62+280	90
1996	Chester Burnett, LB 98+26	124
1997	Chester Burnett, LB 73+20	93
1998	Marcus Bell, LB 82+57	139
1999	Marcus Bell, LB 73+51	124
2000	Lance Briggs, LB 77+36	113
2001	Lance Briggs, LB 59+34	93
2002	Lance Briggs, LB 67+31	98
2003	Clay Hardt, LB 59+28	87
2004	Darrell Brooks, S 48+25	73
2005	Darrell Brooks, S 62+31	93
2006	Spencer Larsen, LB 63+26	89
2007	Spencer Larsen, LB 87+44	131
2008	Ronnie Palmer, LB 45+40	85
2009	Devin Ross, CB 61+30	81
2010	Paul Vassallo, LB 77+25	102
2011	Derek Earls, LB 55+19	74
2012	Jake Fischer, LB 76+43	119

### Unassisted Tackles

1967	Otis Comeaux, LB	32
1968	Otis Comeaux, LB	34
1969	Bill Miller, DB	43
1970	Mark Arneson, LB	110
1971	Rich Dodson, LB	40
1972	Ransom Terrell, LB	66
1973	Ransom Terrell, LB	105
1974	Mark Jacobs, LB	115
1975	Obra Erby, LB	117
1976	Obra Erby, LB	85
1977	Jon Abbott, MG	100
1978	Cleveland Crosby, T	75
1979	Sam Giangardella, LB	57
1980	Dave Liggins, DB	68
1981	Ricky Hunley, ILB	74
1982	Ricky Hunley, ILB	100
1983	Ricky Hunley, ILB	99
1984	LaMonte Hunley, ILB	72
1985	Byron Evans, ILB	118
1986	Byron Evans, ILB	111
1987	Chuck Cecil, S	80
1988	Chris Singleton, OLB	62
1989	Chris Singleton, OLB	66
1990	Jeff Hammerschmidt, FS	53
1991	Tony Bouie, FS	86
1992	Brant Boyer, ILB	49
1993	Brant Boyer, ILB	70
1994	Sean Harris, ILB	72
1995	Charlie Camp, ILB	62
1996	Chester Burnett, ILB	98
1997	Chester Burnett, ILB	73
1998	Marcus Bell, ILB	82
1999	Marcus Bell, ILB	73
2000	Lance Briggs, ILB	77
2001	Lance Briggs, ILB	59
2002	Lance Briggs, ILB	67
2003	Clay Hardt, Rover	59
2004	Antoine Cason, CB	54
2005	Darrell Brooks, FS	62
2006	Spencer Larsen, LB	63
2007	Spencer Larsen, LB	87
2008	Ronnie Palmer, LB	45
2009	Devin Ross, CB	61
2010	Paul Vassallo, LB	77

2011	Derek Earls, LB	55
2012	Jake Fischer, LB	76

### Assisted Tackles

1967	Olden Lee, LB	56
1968	Otis Comeaux, LB	77
1969	Mark Arneson, LB	76
1970	Mark Arneson, LB	45
1971	Jim Johnson, T	65
1972	Ransom Terrell, LB	78
1973	Ransom Terrell, LB	70
1974	Mark Jacobs, LB	85
1975	Obra Erby, LB	71
1976	Obra Erby, LB	89
1977	Corky Ingraham, LB	81
1978	Sam Giangardella, LB	76
1979	Sam Giangardella, LB	55
1980	Sam Giangardella, LB	46
	Ricky Hunley, LB	46
1981	Gary Gibson, OLB	48
1982	Ricky Hunley, ILB	73
1983	LaMonte Hunley, ILB	79
1984	LaMonte Hunley, ILB	96
1985	Byron Evans, ILB	70
1986	Byron Evans, ILB	85
1987	Jerry Beasley, ILB	73
1988	Darren Case, ILB	74
1989	Darren Case, ILB	67
1990	Darren Case, ILB	38
1991	Heath Bray, FS/LB	34
1992	Sean Harris, ILB	23
1993	Brant Boyer, ILB	20
1994	Sean Harris, ILB	17
1995	Charlie Camp, ILB	28
1996	David Fipp, FS	37
1997	Marcus Bell, ILB	24
1998	Marcus Bell, ILB	57
1999	Marcus Bell, ILB	51
2000	Lance Briggs, ILB	36
2001	Lance Briggs, ILB	34
2002	Lance Briggs, ILB	31
2003	Joe Siofele, ILB	32
2004	Darrell Brooks, FS	25
2005	Darrell Brooks, FS	31
2006	Ronnie Palmer, LB	28
2007	Spencer Larsen, LB	44
2008	Ronnie Palmer, LB	40
2009	Xavier Kelley, LB	32
2010	P.Vassallo, LB /J. Perkins, S	25
2011	Paul Vassallo, LB	26
2012	J. Fischer, LB/M. Flowers, LB	43

### Tackles for Loss/Sacks

1967	Gary Klahr, E	14
1968	Tom Nelson, T	29
1969	Charlie Duke, LB	16
1970	Bill McKinley, E	20
1971	Rich Dodson, LB	11
1972	Bob Crum, E/Wally Brumfield, LB	11
1973	Mike Dawson, T	12
1974	Mike Dawson, T	11
1975	Mike Dawson, T	15
1976	Jon Abbott, T	11
1977	Jon Abbott, MG	18
1978	John Crawford, E	12
1979	Cleveland Crosby, T	16
1980	Ricky Hunley, LB	9
1981	Gary Shaw, NG	8
1982	Steve Boadway, OLB	9
1983	John Kaiser, OLB	14
1984	Steve Boadway, OLB	14
1985	Danny Lockett, OLB	15
1986	Stan Mataele, DT	14.5
1987	Dana Wells, NG	17
1988	Dana Wells, NG	17.5
1989	Chris Singleton, OLB	11
1990	Darren Case, ILB	6
1991	Mike Scurlock, ILB	8.5
1992	Rob Waldrop, NG	22
1993	Tedy Bruschi, DE	27.5
1994	Chuck Osborne, NG	15
1995	Tedy Bruschi, DE	19.5
1996	Joe Salave'a, DT	12
1997	Joe Salave'a, DT	17
1998	Marcus Bell, ILB	14
1999	Marcus Bell, ILB	14
2000	Joe Tafoya, DE	18
2001	Lance Briggs, ILB	14
2002	Lance Briggs, ILB	10.5

## 2013 Arizona Football Media Guide

2003	J.Siofele, ILB/M.Molina, ILB	7.5
2004	Andre Torrey, DE	13.0
2005	Copeland Bryan, DE	10.5
2006	Spencer Larsen, LB	10.5
2007	Spencer Larsen, LB	15.5
2008	Ronnie Palmer, LB	11
2009	Earl Mitchell, DT	12.5
2010	Ricky Elmore, DE	13.0
2011	Derek Earls, LB	7.0
2012	Marquis Flowers, LB	13.0

### Sacks (separate from TFL since 1976)

1976	Gilbert Lewis, E	6
1977	Jon Abbott, MG	10
1978	John Crawford, E	7
1979	Cleveland Crosby, T	8
1980	Rickly Hunley, LB	5
1981	Gary Shaw, NG	7
1982	Ivan Lesnik, T	7
1983	John Barthalt, T	6
1984	Steve Boadway, OLB	13
1985	Danny Lockett, OLB	12
1986	Stan Mataele, DT	10.5
1987	Dana Wells, NG	7
1988	(Three Players)	5.5
1989	Chris Singleton, OLB	10
1990	Reggie Johnson, DT	11
1991	M. Scurlock, R. Holt	6.5
1992	Rob Waldrop, NG	10
1993	Tedy Bruschi, DE	19
1994	Chuck Osborne, NG	11
1995	Tedy Bruschi, DE	14.5
1996	Joe Salave'a, DT	6
1997	Joe Salave'a, DT	11.5
1998	Daniel Greer, DT	9
1999	Joe Tafoya, DT	10
2000	Joe Tafoya, DE	6
2001	Lance Briggs, ILB	6.5
2002	Joe Siofele, DE	5.5
2003	Siofele, M. Smith, M.Molina, A.Torrey	4.0
2004	Andre Torrey, DE	5.0
2005	Copeland Bryan, DE	7.5
2006	Louis Holmes, DE	4.0
2007	Lionel Dotson, DT	6.5
2008	Brooks Reed, DE	8.0
2009	Ricky Elmore, DE	10.5
2010	Ricky Elmore, DE	11
2011	C.J. Parish, DE	3
2012	Marquis Flowers, LB	5.5

### Career Sacks

1.	Tedy Bruschi, DE	1992-95	55
2.	Ricky Elmore, DE	2007-10	25.5
3.	David Wood, DT	1981-84	25
4.	Joe Tafoya, DE	1997-2000	24.5
5.	Rob Waldrop, DT	1990-93	23.5
6.	Reggie Johnson, DT	1988-90	22.5
7.	Jim Hoffman, DT	1991-94	22.5
8.	Danny Lockett, OLB	1985-86	22
9.	Joe Salave'a, DT	1994-97	21.5
10.	Chuck Osborne, DT	1992-95	21

### Blocked Kicks

1967	Wally Scott, DB	5
1968	Greg Woodward, DB	2
1969	Jim Ventriglia, T, Rick Stevenson, B	1
1970	Greg Boyd, B	1
1971	Greg Boyd, B	3
1972	Greg Boyd, B, Glen Gresham, LB	1
1973	Leon Lawrence, B	1
1974	None	
1975	Mike Dawson, T	1
1976	Jeff Whitton, T	1
1977	Jack Housley, LB, Darrell Solomon, MG	1
1978	(Four Players)	1
1979	Jack Housley, LB	1
1980	Bill Redman, B	2
1981	Gary Shaw, NG, Randy Robbins, CB, Al Gross, FS	1
1982	Larry Smith, SS	2
1983	(Five Players)	1
1984	(Four Players)	1
1985	(Three Players)	1
1986	Chuck Cecil, FS	2
1987	(Five Players)	1

1988	Scott Geyer, CB	2
1989	Arnulf Mobley, ILB	1
1990	(Three Players)	1
1991	(Three Players)	2
1992	Heath Bray, QB/WR	2
1993	B. Sanders, J. Hoffman, R. Dice	1
1994	S. Harris, T. Bruschi	1
1995	(Three Players)	1
1996	T. Canidate, M. Smith	1
1997	J. Salave'a, C. McAlister, D. Fipp	1
1998	Chris McAlister, Peter Hansen	2
1999	Peter Hansen	3
2000	Peter Hansen	2
2001	Malosi Leonard, Andrae Thurman	1
2002	Michael Jolivet, Carlos Williams	2
2003	None	0
2004	C. Bryan, M. Hollingsworth	1
2005	None	0
2006	Earl Mitchell	1
2007	None	0
2008	David Roberts	1
2009	Orlando Vargas	1
2010	J. Washington, M. Usman, D.Roberts	1
2011	Team	1
2012	None	0

### Interceptions (yds. returned-TD)

(\*includes fum ret [in-air] prior to rule change)

1958	Dave Hibbert, HB (58)	4
1959	Warren Livingston, HB (41-1)	3
1960	4 players (12)	1
1961	Gary Kenley, HB (79)	4
1962	C. Starkey, DL (18), L. Fairholm, HB (7)	2
1963	Rickie Harris, CB (25)	3
1964	Woody King, S (46)	5
1965	Woody King, S (44-1)	5
1966	Phil Albert, S (8)	3
1967	O. Lee (31), O. Comeaux (0)	4
1968	Rich Moriarty (75)	8
1969	B. Miller (57), J. Black (32), CBs	3
1970	Justin Lanne, S (23)	5
1971	Jackie Wallace, CB (135-1)	11
1972	Jackie Wallace, CB (115-1)	8
1973	Glen Gresham, LB (59)	3
1974	Dennis Anderson, S (72)	7
1975	Dennis Anderson, S (141-1)	4
1976	Van Cooper, CB (60)	3
1977	Corky Ingraham, LB (49)	4
1978	Corky Ingraham, LB (34)	3
1979	Dave Liggins, S (59)	5
1980	Dave Liggins, S (60)	5
1981	Tony Neely, S (98-1)	4
1982	Randy Robbins, CB (85-1)	6
1983	Ricky Hunley, LB (123-2)	7
1984	Allan Durden, S (108-1)	6
1985	Allan Durden, S (42)	6
1986	Chuck Cecil, S (142-2)	6
1987	Chuck Cecil, S (77)	9
1988	T. Burden (20), D. Lewis (22), CBs	2
1989	Darryll Lewis, CB (39)	5
1990	Darryll Lewis, CB (192-2)	7
1991	Darryll Morrison, CB (67-1)	3
1992	Tony Bouie (9-0), S B. Sanders (77-1), S Tony Bouie, S (100)	4
1993	(Four Players) — 182-1	6
1994	Brandon Sanders, S (0)	1
1995	Chris McAlister, CB (103-1)	2
1996	Chris McAlister, CB (45)	6
1997	Chris McAlister, CB (64-1)	4
1998	(Five Players) — 36-1	5
1999	Michael Jolivet, CB (50)	1
2000	Michael Jolivet, CB (78-1)	5
2001	Ray Wells, LB (78-1)	5
2002	Michael Jolivet, CB (0)	3
2003	Antoine Cason, CB (88)	2
2004	Michael Johnson, S (45-1)	4
2005	Antoine Cason, CB (57-1)	4
2006	Antoine Cason, CB (164-2)	3
2007	Nate Ness, S (91-0)	5
2008	M. Hundley, CB (77-0)	4

2009	T. Wade, CB (78-0)	4
2010	Trevin Wade, CB (40-1), Joe Perkins, S (22), Shaquille Richardson, CB (0)	5
2011	Shaquille Richardson, CB (73), Adam Hall, S (22)	2
2012	Jonathan McKnight, CB (71-1), Marquis Flowers, LB (18)	3

### Passes Broken Up

(does not include INTs)

1967	Frank Jenkins, DB, Doug Schleuter, B	4
1968	Bill Miller, B	17
1969	(Three Players)	5
1978	Mark Arneson, LB, Jim Ventriglia, T	7
1971	Jackie Wallace, DB	7
1972	Roussell Williams, DB	4
1973	Leon Lawrence, DB	7
1974	Mark Jacobs, LB	5
1975	Dennis Anderson, DB	6
1976	Van Cooper, DB	11
1977	Corky Ingraham, LB	5
1978	Reggie Ware, DB	6
1979	Reggie Ware, DB	4
1980	Marcellus Greene, DB	11
1981	John Pace, ILB	6
1982	Al Gross, SS	9
1983	Randy Robbins, CB	17
1984	Lynnden Brown, CB	19
1984	Gordon Bunch, CB	19
1985	Gordon Bunch, CB	14
1986	Chuck Cecil, S	19
1987	Chuck Cecil, S	12
1988	J. DeBow, T. Burden	7
1989	Chris Wright, SS	9
1990	Darryll Lewis, CB	11
1991	Richard Holt, CB	10
1992	Keshon Johnson, CB	9
1993	Claudius Wright, CB	9
1994	Brandon Sanders, S	9
1995	Kelly Malveaux, CB	8
1996	Kelly Malveaux, CB	11
1997	Kelly Malveaux, CB	10
1998	Chris McAlister, CB	15
1999	Kelvin Hunter, CB	8
2000	Michael Jolivet, CB	14
2001	Michael Jolivet, CB	20
2002	Gary Love, CB	5
2003	Michael Jolivet, CB	6
2004	Darrell Brooks, FS	9
2005	Wilrey Fontenot, CB	6
2006	Wilrey Fontenot, CB	8
2007	Antoine Cason, CB	14
2008	Devin Ross, CB	13
2009	Devin Ross, CB	12
2010	Robert Golden, CB	12
2011	Trevin Wade, CB	13
2012	Shaquille Richardson, CB	14

### Fumbles Recovered

1967	(Four Players)	2
1968	(Three Players)	2
1969	(Four Players)	2
1970	Bill McKinley, E	3
1971	(Five Players)	2
1972	(Three Players)	2
1973	Ransom Terrell, LB	5
1974	Dennis Anderson, DB	3
1975	M. Dawson, DT, Jon Abbott, DT	3
1976	(Six Players)	2
1977	J. Abbott, K. Straw	3
1978	Cleveland Crosby, T	4
1979	Sam Giangardella, LB	3
1980	Reggie Ware, DB	3
1981	Gary Shaw, NG	4
1982	John Kaiser, OLB	3
1983	R. Hunley LB, J. Kaiser OLB	3
1984	Greg Turner, CB	4
1985	(Two Players), ILB	2
1987	Jerry Beasley LB	3
1988	(Three Players)	2
1989	Darryll Lewis, CB	3
1990	Paul Glonek, DT	2
1991	Bobby Roland, SS	3
1992	T. Demps DE, B. Sanders SS	2
1993	Akil Jackson, OLB	5
1994	Tedy Bruschi, DE	4

## 2013 Arizona Football Media Guide

1995	B. Sanders, D. Stewart, CB	2
1996	Van Tuinei, DE	3
1997	DeShon Polk, OLB	3
1998	S. Sprotte SS, Daniel Greer DT, Joe Tafoya DE	2
1999	(Six Players)	1
2000	Keoni Fraser, DT	5
2001	Lance Briggs LB, Jarvie Worcester FS	2
2002	Lance Briggs LB, Pat Howard, LB	2
2003	Jolivet, Love, C. Williams, Sherman, Phillip	2
2004	K. Johnson, W. Fontenot, C. Williams, S. Jones	3
2005	(Seven Players)	1
2006	Spencer Larsen, LB	3
2007	Spencer Larsen, LB	4
2008	Donald Horton, DT	2
2009	(Seven Players)	1
2010	(10 Players)	1
2011	(Four players)	1
2012	Jake Fischer, LB	4

### Fumbles Caused

1973	Rex Naumetz, DT	3
1974	Willis Barrett, E	3
1975	Mike Dawson, T	3
1976	Gilbert Lewis, E	3
1977	Ken Creviston, B	4
1978	Cleveland Crosby, T	4
1979	(Three Players)	3
1980	Ricky Hunley, ILB	3
1981	J. Pace, R. Hunley	4
1982	G. Perkins, R. Moret	3
1983	Ricky Hunley, ILB	5
1984	C. Vesling, J. Drake	2
1985	Byron Evans, ILB	3
1986	C. Cecil, F. Gibson	3
1987	Chris Singleton, OLB	3
1988	Chris Singleton, OLB	5
1989	Darryll Lewis, CB	3
1990	Jeff Hammerschmidt, FS	4
1991	(Three Players)	2
1992	Jim Hoffman, DT	3
1993	Brandon Sanders, SS	3
1994	J. Salave'a, C. Lopez, S. Harris	2
1995	C. Osborne, J. Sprotte	2
1996	J. Salave'a, C. Burnett	3
1997	C. Burnett, M. Bell, D. Fipp, J. Sprotte	2
1998	Scooter Sprotte, ILB	4
1999	Joe Tafoya, DT	2
2000	Jarvie Worcester, FS	3
2001	L. Briggs, J. Jackson, Y. Thompson	2
2002	(Six Players)	2
2003	Gary Love, Joe Siofele	3
2004	Pat Howard-LB, Carlos Williams DT	4
2005	Darrell Brooks, FS	2
2006	Larsen, LB, Palmer, LB, Holmes, DE	2
2007	Spencer Larsen, LB	3
2008	Brooks Reed, DE	3
2009	Cam Nelson, S	3
2010	Mike Turner, CB/ST	3
2011	Jourdon Grandon, NB	2
2012	Jared Tevis, S	4

### OTHER STATISTICAL MARKS

#### Game Hi-Lows

#### Red-Zone Success, Single Game

Most: 9-for-9, vs. Idaho, all TD, 2008

#### First Downs

##### Total First Downs

Most: 43, vs. S. Carolina State, 2012 (22 R, 17 P, 4 Pen); 38, at Stanford, 2012 (12 R, 25 P, 1 Pen); 37, vs. USC, 2011 (10 R/25 P/2 Pen)  
 Fewest: 3, at Loyola, 1935 (1-1-1); 3, at Marquette, 1942 (2-1-0)  
 Both Teams, Most: 70, vs. Nevada, 2012 (39 UN, 31 UA); 65, at Stanford, 2012 (38 AZ, 27 SU); 63 vs. USC, 2011 (UA 37/USC 26)  
 Both Teams, Fewest: 10, at Texas Tech, 1935 (Ariz. 4, Texas Tech 6)

#### First Downs Rushing

Most: 27, vs. UCLA, 1989  
 Fewest: 0, vs. Oregon, 2002; 0 vs. TCU, 2003  
 Both Teams, Most: 38, vs. Nevada, 2012 (UN 28, UA 10)  
 Both Teams, Fewest: 6, at Texas Tech, 1967 (Ariz. 2, Arizona St. 4)

### First Downs Passing

Most: 25 vs. USC 2011; 20 vs. New Mexico 2007, at Toledo vs. USC 2010  
 Fewest: 0; 7 times, last at Utah 2000  
 Both Teams, Most: 44 vs. USC 2011 (UA 25, USC 19)  
 Both Teams, Fewest: 1, vs. Colo. 1954 (UA 1, CU 0); 1, at New Mexico, 1948 (Ariz. 1, New Mexico 0)

### First Downs Penalty

Most: Multiple times (3 times in 2012)  
 Both Teams, Most: 12, at California, 1998 (Ariz. 6, California 6)

### Game High Fumbles

Most Fumbles: 9, vs. UTEP, 1959 (Lost 5)  
 Both Teams: 16, at Utah, 1952 (Ariz. 7, Utah 9); 16, vs. San Diego St., 1948 (Ariz. 8, San Diego St. 8)  
 Opponent: 9, at Utah, 1952 (Lost 6)  
 Fumbles Lost: 7 vs. Idaho, 1962 (of 7)  
 Both Teams: 9, at Utah, 1952 (Ariz. 3, Utah 6); 9, vs. New Mexico St., 1951 (Ariz. 3, New Mexico St. 6); 9, vs. Idaho, 1951 (Ariz. 5, Idaho 4); 9, at Washington, 1984 (Ariz. 4, Washington 5)  
 Opponent: 6, at Utah, 1952 (of 9); 6, New Mexico St., 1951 (of 8)

### Game High-Low Penalties

#### Penalties Against

Most: 19, vs. New Mexico St., 1951 (191 yards)  
 Fewest: 0, vs. Michigan, 1978; 0, Montana, 1938; 0, Centenary, 1936; 0, Whittier, 1929; 0, California, 2008  
 Both Teams, Most: 29, at California, 1998 (California 15, Ariz. 14)  
 Both Teams, Fewest: 1 vs. Michigan, 1978 (Ariz. 0, Mich. 1); 1, Centenary, 1936 (Ariz. 0, Centenary 1); 1, vs. Whittier, 1929 (Ariz. 0 Whittier 1)

#### Yards Penalized

Most: 291, vs. New Mexico St., 1951 (19 penalties)  
 Fewest: 0, vs. Michigan 1978; 0, Montana 1938, Centenary 1936, Whittier 1929

#### Opponent: 5, four times (last NAU 2009)

Both Teams, Most: 307, at California 1998 (California 154, Ariz. 153)  
 Both Teams, Fewest: 5, vs. Michigan 1978 (1); 5, vs. Centenary 1936 (1); 5, vs. Whittier 1929 (1)

### Interceptions & Fumbles Lost

Most: 10, at Washington, 1984 (6 int., 4 fumbles)  
 Fewest: 0, many times, last: vs. Ore St. 2008  
 Most, Both Teams: 19, at Washington, 1984 (Ariz. 10, Washington 9)  
 Fewest, Both Teams: 0, many times, last: 2011 (twice)

### Interceptions & Fumbles Recovered

Most: 9, at Washington, 1984 (4 int., 5 FR); 9, at ASU, 1955 (7 int., 2 FR); 9, vs. Utah, 1973 (4 int., 5 FR)  
 Fewest: 0, many times, last vs. Oregon/Stanford 2011

### Season Hi-Lows

#### Red-Zone Success

Best: 55-60 (92%), 2008 (45 TD, 10 FG)  
 Recent Low: 39-54 (72%), 2010 (30 TD, 9 FG)

### First Downs

#### Total Per Game

Most: 29.3, 2012 (381 in 13)  
 Total: 381, 2012 (13 G)  
 Fewest: 8.7, 1938 (78 in 9)

#### By Rushing Per Game\*

Most: 13.3, 1973 (146 in 11)  
 Fewest: 4.9, 2003 (59 in 12)

#### By Passing Per Game\*

Most: 16.9, 2011 (203 in 12)  
 14.6, 2010 (191 in 13)  
 13.1, 2012 (170 in 13)  
 Total: 203, 2011 (12 games)  
 Fewest: 2.5, 1942 (25 in 10)

#### By Penalty Per Game\*

Most: 3.31, 2012 (43 in 12)  
 Fewest: .1, 1952 (1 in 10)

\*Data available only since 1942

### Fumbles

Most Fumbles: 42, 1959  
 Fewest Fumbles: 9, 1994

### Most Fumbles Lost

24, 1973 (of 35); 24, 1968 (of 31)

### Fewest Fumbles Lost

5, 2006 (of 20); 6, 1975 (of 15); 6, 2011 (of 15)

### Penalties

#### Penalties Per Game

Most: 9.6, 1999 (114 in 12)  
 Fewest: 2.5, 1937 (25 in 10)

#### Yards Penalized Per Game

Most: 79.6, 1970 (796 in 10)  
 Year High: 930 in 12, 1999  
 Fewest: 22.5, 1937 (224 in 10)

### Turnovers

#### Interceptions & Fumbles Lost

Fewest: 9, 1975 (3 interceptions, 6 fumbles)  
 Fewest Per Game: 0.82, 1975 (9 in 11)  
 Most: 43, 1957 (20 int., 23 fumbles)  
 Most Per Game: 4.33, 1940 (39 in 9)

#### Opponents' Turnovers

Most: 46, 1954 (20 interception, 24 fumbles lost, 2bk)  
 Fewest: 11, 1999 (5 Interceptions, 6 fumbles lost)

#### Turnover Margin Per Game

Positive: 2.27, 1975 (9-34)  
 Negative: 1.7, 1952 (43-26)

### MISCELLANEOUS RECORDS

#### Overtime Games (3-6)

Nov. 2, 1996 - 3 OT	at California 56, Arizona 55
Oct. 25, 1997	at WSU 35, Arizona 34
Nov. 15, 1997 - 2 OT	at Arizona 41, California 38
Oct. 14, 2000 - 3 OT	at Arizona 53, WSU 47
Sept. 27, 2003	TCU 13, at Arizona 10
Nov. 21, 2009 - 2 OT	Oregon 44, at Arizona 41
Dec. 2, 2010 - 2 OT	ASU 30, at Arizona 29
Sept. 1, 2012	Arizona 24, Toledo 17
Oct. 6, 2012	at Stanford 54, Arizona 48

#### Lengthy Arizona Football Games

Time	Result	Opponent
4:13	L, 7-9	vs. Wisconsin, 2004 - storm at Washington St., 1997
4:08	L, 34-35 OT	vs. California, 1997 (20T)
4:06	W, 41-38 OT	vs. USC, 2012
3:06	W, 39-36	vs. ASU, 2010
4:03	L, 29-30 OT	vs. USC, 2010
3:58	W, 53-47 OT	vs. WSU, 2000 (30T)
3:56	L, 56-55 OT	at California, 1996 (40T)

#### Highest-Scoring Tie Game (defunct)

33-33, at California, 1983; 35-35, at California, 1996, end of regulation (3 OT periods; California 56-55 final)

#### Lowest-Scoring Tie Game (defunct)

0-0, 5 times. Last: Iowa St., 1964

#### Most Tie Games, Season (defunct)

3, 1936 (10 games); 3, 1987 (11 games)

#### Most Improved Won-Lost Record

5 games, 1968 (8-3) from 1967 (3-6-1)  
 5 games, 1998 (12-1) from 1997 (7-5)

#### Biggest Record Swing

5.5 games, 1999 (6-6) from 1998 (12-1)

#### Consecutive Victories

All Games: 9, Oregon St. 1997-Washington 1998; 9, Colorado St. 1974-Texas Tech, 1975  
 All Games In-Season: 7-0 start, 1993; 7-0 finish 1998  
 Home Games: 11, West Texas St. 1960-BYU 1962  
 Pac-10 Games: 5, UCLA 1983-Oregon 1984; 5, Arizona St. 1993-UCLA 1994; 5, Oregon St. 1997-Washington 1998  
 Pac-10 Home Games: 8, USC 1993-ASU 1994  
 Road Games: 8, 1997-98  
 Road In-Season: 7, 1998

#### Consecutive Games Without Defeat

All Games: 11, UNM 1960-UNM 1961 (1 tie)  
 Home Games: 14, Pacific 1934-Okla. St. 1937  
 (Includes 2 ties/2 games played in Phoenix)

#### Consecutive Losses

All Games: 8, LSU-Oregon, 2003  
 Home Games: 5, New Mexico 1957-UTEP 1957; 5, Air Force 1965-BYU 1966  
 Pac-10 Home Games: 13, UCLA 2000-UCLA 2003

## 2013 Arizona Football Media Guide

### Consecutive Games Without Win

All Games: 10, Arizona St. 1956-UTEP 1957 (1 tie)  
Home Games: 8, Arizona St. 1956-UTEP 1957 (1 tie)  
Pac-10: 10, Oregon 2000-USC 2001

### Consecutive Games Scored in

All Games: 214, Colorado St. 1972-Syracuse 1990  
Home Games: 225, Arizona St. 1964 to UCLA 2003  
Current: 9

### Consecutive Games Opponents Scored in

All Games: 137, Oregon St. 1996 – ASU 2007  
Home Games: 68, Wash '96 – Oregon '07  
Current: 10

### Consecutive Games Shut Out Opponent

All Games: 6, 1930  
Home Games: 8, Cal Tech 1929-Colorado St. 1930  
(Not including 1929 game in Phoenix)

### Consecutive Games Without Scoring

All Games: 3, 1915 (New Mexico St., Western N.M., Whittier)  
Home Games: 2, 1949

### Consecutive Games Scoring Touchdown

All Games: 91, Colorado St. 1972 to California 1980  
Home Games: 82, Kansas 1966 to Washington St. 1980

### Consecutive Without Tie (defunct category)

All Games: 128, Utah 1967-California 1979  
Home Games: 65, Utah 1967-California 1979

### OPPONENT RECORDS

#### First Downs Game

Total First Downs Allowed  
Fewest: 3, vs. Arizona State, 1946; 3, Kansas, 1937; 3, Wyoming, 1936  
Most: 39, vs. Nevada, 2012 (28 R, 10 P, 1 Pen)

#### First Downs Rushing Allowed

Fewest: 0, vs. Wyoming, 1970  
Most: 28, vs. Nevada, 2012

#### First Downs Passing Allowed

Fewest: 0, in many. Last: at New Mexico, 1970  
Most: 21, at USC, 1979

#### First Downs Penalty

6, at California 1998 (15 penalties); 6, Middle Tenn. St., 1999; 6, Idaho, 2001; 6, at UCLA, 2012

#### Penalties, Game

Penalties Against  
Most: 17, at Oregon St., 2003 (141 yards)  
Fewest: 0; 8 times, last vs. UTEP 1938

#### Yards Opponents Penalized

154, at California, 1998 (15 penalties); 152, vs. New Mexico, 2007 (15 penalties)

#### Punting, Game

Most Punts: 19, at Kansas, 1936  
Fewest: 0, vs. Oregon, 1963

#### Average Yards Per Punt (Min. 5)

Highest: 57.2, at Colorado, 1950 (6 punts)  
Lowest: 23.9, vs. Whittier, 1935 (8 punts)

#### Opponent Punts Blocked

3, vs. Colorado St., 1937; 3, San Diego St., 1934

#### Opponent Season Marks

**Fumbles**  
Most: 47, 1955 (lost 26)  
Fewest: 13, 2009 (lost 7)  
Most Lost: 26, 1955 (of 47)  
Fewest lost: 5, 1938 (of 21); 5, 2011 (of 22)

#### Penalties Per Game

Most: 8.7, 1998 (105 in 12)  
Fewest: 2.3, 1935 (21 in 9)

#### Yards Penalized Per Game

Most: 91.4, 2012 (1188 in 13)  
Yard high: 1188 (123 in 13 games), 2012  
Fewest: 18.3, 1935 (165 in 9)

### Opponents' Punts Per Game

Most: 10.7, 1940 (96 in 9)  
Total: 100, 1968 (10 games)  
Fewest: 3.6, 1958 (36 in 10)

### Opponents' Average Per Punt

Highest: 45.0, 2011 (45 punts) 43.4, 1973 (55 punts)  
Lowest: 30.9, 1958 (36 punts); 30.9, 1935 (91 punts)

### Opponents' Net Punting Average

Highest: 39.2, 2003 (60 for 2,448, 93 return yards by UA)  
Highest ('05 rule): 41.0, 2011 (45-2025, 5TB, 79 RY)  
37.0, 2007 (75 for 3076, 7 TB, 279 RY)  
Lowest: 24.4, 1949 (55 for 1929, 487 return yards)  
Lowest ('05 rule): 33.5, 2008 (79 for 3334, 5 TB, 587 RY)

### Most Opponents' Punts Blocked By Arizona

4, 1998, 1980; 5, 1998 (including Holiday Bowl)

### Opponent Total Offense, Game

Yards	School	Plays	Year
724	at USC	96	2005
701	at Arizona St.	97	1973
659	vs. Nevada	105	2012
659	at California	91	1996
654	at Oregon St.	87	2005
636	Oklahoma State	92	2012
626	at Arizona St.	77	1951
625	Colorado	81	1958
618	USC	75	2012
617	at Stanford	77	2012
613	Oregon State	88	2012
611	at UCLA	93	2012
607	Oregon	80	2001
604	Michigan St.	75	1949

### Opponent Passing Offense, Game

Yds	Team	Att.	Cmp.	Int.	TD	Year
511	Arizona St.	56	33	2	4	1998
503	at California	46	35	0	8	1996
493	USC	49	31	2	3	2012
468	USC	39	32	1	4	2011
455	at Washington	49	29	4	3	2001
437	Arizona St.	55	38	3	2	1986
436	at Oregon St.	43	32	6	1	2005
436	Oklahoma St.	60	37	3	4	2012
434	Stanford	36	22	1	3	2009
434	at USC	37	27	0	3	1994
433	Oregon St.	45	29	0	3	2012

### Opponent Rushing Offense, Game

Yds	School	Att.	Year
569	at Arizona St.	67	1951
551	Colorado	66	1958
505	at UCLA	56	1972
471	Colorado	61	1954
453	at UTEP	61	1954
450	Arizona St.	59	1996
441	New Mexico	75	1971
428	at UTEP	59	1976
425	UTEP	51	1949
418	at Michigan St.	51	1948

### Opponent Points Scored, Game

Pts	School	Ariz.Pts.	Year
78	at USC	7	1928
75	Michigan St.	0	1949
69	at USC	6	1923
66	at UCLA	10	2012
65	Colorado	12	1958
63	Oregon	28	2001
62	at Minnesota	0	1939
61	Arizona St.	14	1951
59	at Purdue	7	2003
59	LSU	13	2003
58	Washington	28	1997

### Most Yards Single Game, By Opponent

Rush: LaMichael James, Oregon (288 yds), 2011  
Pass: Ryan Kealy, Arizona State (511 yds), 1998  
Receiving: Marqise Lee, USC (345 yds), 2012

### Long Plays, By Opponent

Rush: 90, Lyn Chadnois, Michigan St., 1949  
Pass: 98, Brandon Hassell to Reggie Harrell (TD) vs. TCU 2003; Jake Locker to Marcel Reece (TD), 2007 UW  
Field Goal: 63, Clark Kemble, at Colorado St., 1975  
Punt: 88, Matt Steffen, DePaul, 1931  
Interception: 89, Wayne Soffe, BYU, 1936

Kickoff Return: 100, Jack Brognan, Loyola, 1932; 100, Matt Slater, UCLA, 2007

Punt Return: 95, DeSean Jackson, California, 2006  
Fumble Return: 89, Coy Wire, Stanford, 2001

### Arizona's National Stat Top 10 Marks (national statistical champion in bold)

#### Team Rankings

##### Total Offense

Year	Rank	Mark
1941	2.	357.3 yds. per game
1954	3.	402.0 yds. per game
1961	5.	378.2 yds. per game
1975	5.	424.2 yds. per game
1999	3.	471.9 yds. per game
2012	7.	526.2 yds. per game

##### Passing Offense

Year	Rank	Mark
1941	1.	177.7 yds. per game
1947	2.	168.0 yds. per game
1957	4.	154.0 yds. per game*
1961	10.	145.6 yds. per game
1966	3.	255.1 yds. per game
2007	10.	308.5 yds. per game
2010	9.	307.7 yds. per game
2011	3.	370.8 yds. per game

\*Led nation in PA (294) and PC (154)

##### Rushing Offense

Year	Rank	Mark
1952	9.	252.8 yds. per game
1953	8.	268.9 yds. per game
1954	7.	276.5 yds. per game

##### Scoring

Year	Rank	Mark
1941	9.	25.3 pts. per game
1952	7.	28.5 pts. per game
1954	2.	38.5 pts. per game
1975	9.	30.0 pts. per game
1983	8.	32.1 pts. per game

##### Net Punting

Year	Rank	Mark
1985	7.	59 for 39.9 net avg.
1992	2.	80 for 40.8 net avg.
1996	9.	63 for 40.5 net avg.

##### Punting (defunct since 'net')

Year	Rank	Mark
1960	6.	43 for 41.9 avg.
1965	7.	75 for 41.6 avg.
1972	6.	79 for 41.8 avg.
1974	8.	55 for 41.6 avg.
1975	3.	53 for 43.4 avg.
1982	6.	66 for 41.1 avg.

##### Punt Returns

Year	Rank	Mark
1948	9.	17.6 avg. (15 for 264)
1952	2.	20.1 avg. (28 for 563)
1960	1.	17.7 avg. (18 for 319)
1961	2.	16.8 avg. (24 for 394)
1999	2.	17.6 avg. (29 for 509)
2002	4.	16.6 avg. (20 for 332)
2008	3.	17.8 avg. (33 for 587)
2009	4.	15.3 avg. (16-245)

##### Kickoff Returns

Year	Rank	Mark
1951	8.	20.7 avg. (41 for 850)
1953	4.	21.9 avg. (32 for 702)
1954	1.	26.1 avg. (39 for 1,017)
1968	3.	25.1 avg. (25 for 628)
1972	5.	24.6 avg. (45 for 1,105)
1993	3.	26.8 avg. (26 for 697)
2009	10.	24.9 av. (53 for 1,320)

##### Turnover Margin

Year	Rank	Mark
1985	2.	+1.82 per game
1989	3.	+1.27 per game
1992	10.	+1.00 per game
1996	7.	+1.18 per game

##### Total Defense

Year	Rank	Mark
1939	6.	2.48 yds. per play
1968	7.	240.6 yds. per game
1992	2.	253.0 yds. per game
1993	2.	236.9 yds. per game
1994	10.	287.6 yds. per game
1995	7.	270.5 yds. per game

## 2013 Arizona Football Media Guide

### Rushing Defense

1940	5.	1.53 yds. per play
1983	6.	98.3 yds. per game
1984	3.	75.5 yds. per game
1985	9.	108.7 yds. per game
1986	4.	84.4 yds. per game
1992	2.	65.1 yds. per game
1993	1.	30.1 yds. per game
1994	2.	65.1 yds. per game
2000	8.	88.5 yds. per game

### Scoring Defense

1964	10.	7.6 pts. per game
1068	8.	1.5 pts. per game
1985	7.	12.1 pts. per game
1992	1.	8.9 pts. per game
1993	9.	14.6 pts per game

### First Down Defense

2008	7.	15.31 (199 in 13)
------	----	-------------------

### First Down Offense

2011	8.	25.8 per game
------	----	---------------

### Interceptions

1940	3.	31
1948	8.	20
1954	8.	20
1975	3.	15

### Fumbles Recovered

2003	8.	(18 total)
------	----	------------

### Fumbles Lost

2003	6.	(7)
2006	6.	(5)
2011	6.	(6)

### 4th Down Conversion

2006	9.	(66.7%)
------	----	---------

### 4th Down Conversion Defense

2006	1.	(10%)
------	----	-------

### Pass Interception Avoidance

1975	1.	1.3% (3 in 236)
------	----	-----------------

### Fewest Penalties Per Game

2008	6.	4.08 (53 in 13)
------	----	-----------------

### Fewest Yards Penalized/Gm

2008	7.	35.15 (457 in 13)
------	----	-------------------

### Most Penalized

1954	8.	71 for 698
1955	7.	84 for 708

### Time of Possession/Game

2008	10.	32:11
------	-----	-------

### Red-Zone Offense

2008	6.	92% (55 for 60, 45TD/10FG)
------	----	----------------------------

### Individual Top 10 National Leaders

#### Total Offense

1939	5.	John Black (281 for 1,133 yds.)
1947	1.	Fred Enke (329 for 1,941 yds.)
1954	4.	Art Luppino (179 for 1,359 yds.)
1955	2.	Art Luppino (211 for 1,313 yds.)
1961	5.	Eddie Wilson (181 for 1,377 yds.)
1966	2.	Marc Reed (419 for 2,294 yds.)
1973	8.	Bruce Hill (368 for 1,915 yds.)
1974	8.	Bruce Hill (384 for 2,118 yds.)
1975	7.	Bruce Hill (314 for 2,021 yds.)
2011	4.	N. Foles (603 for 3,526 yds; 352.58 ypg)
2012	6.	Matt Scott (612 for 4126; 343.8 ypg)

#### Rushing Offense

1939	8.	John Black (172 for 630 yds.)
1947	8.	Charles Hall (124 for 686 yds.)
1953	3.	Ken Cardella (148 for 915 yds.)
1954	1.	Art Luppino (179 for 1,359 yds.)
1955	1.	Art Luppino (209 for 1,313 yds.)
1960	9.	Bobby Lee Thompson (92 for 732 yds.)
1961	9.	Bobby Lee Thompson (103 for 752 yds.)
1999	7.	Trung Candidate (154.6, 253-1,602)
2012	1.	Ka'Deem Carey (148.4, 303-1929)

### Passing

1947	3.	Fred Enke (88-184 for 1,406 yds.)
1956	6.	Ralph Hunsaker (75-148 for 823 yds.)
1958	2.	Ralph Hunsaker (106-191 for 1,129 yds.)
1961	8.	Eddie Wilson (79-154 for 1,294 yds.)
1966	2.	Marc Reed (193-365 for 2,368 yds.)
2007	9.	Willie Tuitama (306.9 ypg)
2011	2.	Nick Foles (32.3 completions per game)
2011	3.	Nick Foles 361.17 yards per game)
2011	5.	Nick Foles (4334 total passing yards)

### Passing Efficiency Rating

1960	1.	Eddie Wilson (140.8)
1961	1.	Eddie Wilson (134.2)
1998*	-	Keith Smith (174.2) (15 att. shy of 2nd)

### Pass Receiving

1941	1.	Hank Stanton (50 for 820 yds.)*
1947	4.	John Smith (31 for 568 yds.)
1948	4.	Bob Larsen (35 for 408 yds.)
1957	8.	Gene Leek (29 for 310 yds.)
1958	1.	Dave Hibbert (61 for 606 yds.)*
1966	3.	Jim Greth (76 for 1003 yds.)
1974	7.	Theopolis Bell (53 for 700 yds.)
1976	6.	Keith Hartwig (54 for 1,134 yds.)
1999	3.	D. Northcutt (118.50 ypg. 88-1,422)
2002	5.	Bobby Wade (115.8 ypg)
2002	5.	Bobby Wade (7.8 rpg)
2002	7.	Bobby Wade (1389 receiving yds.)
2010	8.	Juron Criner (94.85 ypg)
2010	9.	Juron Criner (1233 yds)
2012	6.	Austin Hill (1364 yds)
2012	7.	Austin Hill (104.9 yds per game)

### Punting

1941	10.	Emil Banjavcic (41 for 410.5)
1955	8.	Ed McCluskey (33 for 40.6)
1965	2.	Joe Payton (56 for 44.6)
1972	7.	Marty Shuford (77 for 42.5)
1974	9.	Mitch Hoopes (55 for 41.8)
1975	7.	Dennis Anderson (53 for 43.5)
2011*		Kyle Duganzic (40-46.0) (4 att shy of 6th)

### All-Purpose Running

1954	1.	Art Luppino (2193 yds.)*
1955	1.	(Tie) Art Luppino (1,702 yds.)
1961	2.	Bobby Lee Thompson (1,575 ypg)
1987	6.	Derek Hill (152.0 ypg)
1999	2.	Dennis Northcutt (187.42 ypg)
2002	7.	Bobby Wade (162.4 ypg)
2012	7.	Ka'Deem Carey (172.9 ypg)

### Scoring

1954	1.	Art Luppino (166 pts.)*
1955	3.	Art Luppino (96 pts.)
1960	10.	Joe Hernandez (76 pts.)
1983	5.	Max Zendejas (99 pts.)
1994	9.	Steve McLaughlin (95 pts.)
2012	6.	Ka'Deem Carey (144 pts.)

### Punt Returns

1963	7.	Rickie Harris (12 for 209 yds.)
1964	9.	Floyd Hudlow (8 for 251 yds.)
1979	10.	Marcellus Greene (15 for 183 yds.)
1999	1.	Dennis Northcutt (18.96, 23-436)
2009*		Bug Wright (17.50, 12-210) (2 att. shy 3rd)

### Kickoff Returns

1951	9.	Gil Gonzales (13 for 348)
1954	1.	Art Luppino (20 for 632 yds.)
1959	7.	Walt Mince (14 for 329 yds.)
1963	9.	Floyd Hudlow (13 for 422 yds.)
1972	5.	Theopolis Bell (8 for 449 yds.)
1975	3.	Theopolis Bell (16 for 453 yds.)
1982	2.	Vance Johnson (13 for 353 yds.)

### Pass Interceptions

1939	4.	John Black (7 for 69)
1968	10.	Rich Moriarty (8 for 75 yds.)
1971	2.	Jackie Wallace (11 for 135 yds.)
1972	4.	Jackie Wallace (8 for 115 yds.)
1974	3.	Dennis Anderson (7 for 72 yds.)
1983	7.	Ricky Hunley (7 for 123)
1984	10.	(Tie) Allan Durden (6 for 108 yds.)
1986	10.	(Tie) Chuck Cecil (6 for 142 yds.)
1987	2.	Chuck Cecil (9 for 77 yds.)
1990	7.	Darryll Lewis (7 for 192)
1993	7.	(Tie) Tony Bouie (6-100)
1996	5.	(Tie) Chris McAlister (6-103)

### Kick Scoring

1954	4.	Art Luppino (22 pts.)
1955	10.	Art Luppino (18 pts.)
1975	5.	Lee Pistor (80 pts.)
1994	9.	Steve McLaughlin (95 pts.)

### Field Goals

1983	5.	Max Zendejas (20-25)
1984	7.	Max Zendejas (21-27)
1985	3.	Max Zendejas (22-27)
1994	2.	S. McLaughlin (per game-2.1)

### Sacks

2010	8.	(tie) DE Ricky Elmore 1.0 pg)
------	----	-------------------------------

### ARIZONA IN THE AP POLLS

Total Poll Appearances: 148  
Record while ranked: 78-42-1

### Record by Ranking:

No. 1	--
No. 2	--
No. 3	0-0-1
No. 4	1-1 plus final poll
No. 5	1-0
No. 6	1-1 plus 1 week idle
No. 7	4-1 plus preseason
No. 8	1-0 plus 2 weeks idle
No. 9	2-4
No. 10	3-1 plus 1 week idle plus final poll
No. 11	2-2 plus final poll
No. 12	5-1 plus 1 week idle
No. 13	4-3
No. 14	6-1 plus preseason, plus 2 weeks idle
No. 15	9-2 plus 2 weeks idle
No. 16	7-3 plus preseason
No. 17	12-3 plus preseason, plus 2 wks idle, plus final
No. 18	3-2 plus final poll
No. 19	3-5 plus preseason, final reg season, 2 wks idle
No. 20	2-2 plus final poll
No. 21	3-2
No. 22	2-2 plus 1 week idle, plus final reg season
No. 23	3-1 plus 2 weeks idle
No. 24	3-2
No. 25	0-3 plus final

### Rankings, Record at time and Results

Year	Record	Date	##	Fate
1961	8-1-1	Final	17	-
1968	8-1	11/25	19	Lost to ASU
1973	5-0	10/15	19	Lost to T.Tech
	8-1	11/12	19	Lost to Air Force
1974	0-0	Pre	17	--
	0-0	9/9	17	Beat SDSU
	1-0	9/17	17	Beat Indiana
	2-0	9/23	15	Beat UNM
	3-0	9/30	12	Beat UTEP
	4-0	10/7	12	Beat Utah
	5-0	10/14	9:	Lost to #17 T.Tech
	5-1	10/21	19	Lost to BYU
	9-2	12/2	16	No bowl app
1975	0-0	Pre	16	--
	0-0	9/8	17	Idle
	0-0	9/15	17	Beat Pacific
	1-0	9/23	15	Beat Wyoming
	2-0	9/29	17	Beat N'western
	3-0	10/6	17	Beat UTEP
	4-0	10/13	13	Beat Texas Tech
	5-0	10/20	17	Lost to UNM
	5-1	10/27	17	Beat BYU
	6-1	11/3	15	Beat # 13 SDSU
	7-1	11/10	12	Beat CSU
	8-1	11/17	11	Beat Utah
	9-1	11/24	12	Lost to #8 ASU
	9-2	12/1	15	Idle
	9-2	Final	18	--
1983	0-0	Pre	14	--

## 2013 Arizona Football Media Guide

Year	Date	Score	Opponent	Ranking	TV
1986	2-0	9/12	7 Beat WSU		
	3-0	9/19	4 Beat CSUF		
	4-0	9/26	3 Tied Cal		
	4-0-1	10/3	10 Beat CSU		
	5-0-1	10/10	9 Lost to Oregon		
	5-1-1	10/17	19 Lost to Stanford		
	2-0	9/16	17 Beat Oregon		
	3-0	9/23	10 Beat Colorado		
	4-0	9/30	10 Idle		
	4-0	10/7	11 Lost to UCLA		
1989	4-1	10/14	16 Beat OSU		
	5-1	10/21	15 Beat Cal		
	6-1	10/28	14 Lost to #18 USC		
	6-2	11/4	17 Beat WSU		
	7-2	11/11	14 Idle		
	7-2	11/18	14 Beat #4 ASU		
	8-2	11/25	12 Lost to Stanford-n		
	8-3	12/2	16 Beat UNC		
	9-3	Final	11 --		
	0-0	Pre	18 Beat Stanford		
1990	1-0	9/5	20 Lost to T.Tech		
			Unranked beat #6 Okla		
	2-1	9/19	23 Beat Washington		
	3-1	9/26	17 Lost to Oregon		
			Unranked beat #22 UCLA		
	4-2	10/17	22 Beat #15 WSU		
	5-2	10/24	17 Beat Pacific		
	6-2	10/31	15 Lost to California		
	6-3	11/7	25 Lost to #9 USC		
	8-4	Final	25 --		
1992	1-0	9/11	20 Beat UNM		
	2-0	9/18	18 Beat Oregon		
	3-0	9/25	16 Lost to California		
	3-1	10/2	25 Beat UCLA		
	4-1	10/9	21 Lost to OSU		
			Unranked beat #15 USC		
	5-2	10/23	23 Beat WSU		
	6-2	10/30	23 Lost to #5 UW		
			(Lost at #1 Miami, beat #11 UCLA, beat #8 Stan):		
	3-2-1	10/20	21 Beat California		
1993	4-2-1	10/27	17 Beat NMSU		
	5-2-1	11/3	12 Beat #1 UW		
	6-2-1	11/10	9 Lost to #18 USC		
	6-3-1	11/17	16 Lost to ASU		
	6-4-1	11/24	23 Idle		
	6-4-1	12/1	22 Idle		
	0-0	12/8	22 Idle		
	0-0	Pre	14 Idle		
	0-0	8/31	13 Beat UTEP		
	1-0	9/7	13 Beat UOP		
1994	2-0	9/14	15 Beat Illinois		
	3-0	9/21	15 Beat OSU		
	4-0	9/28	12 Beat USC		
	5-0	10/5	12 Idle		
	5-0	10/12	11 Beat Stanford		
	6-0	10/19	7 Beat WSU		
	7-0	10/26	7 Lost to #15 UCLA		
	7-1	11/2	14 Beat Oregon		
	8-1	11/9	13 Lost to California		
	8-2	11/16	19 Idle		
1995	8-2	11/23	19 Beat ASU		
	9-2	11/30	17 Idle		
	9-2	12/7	16 Beat #10 Miami		
	10-2	Final	10 --		
	0-0	Pre	7 Idle		
	0-0	8/31	7 Beat Ga. Tech		
	1-0	9/6	9 Beat NMSU		
	2-0	9/13	8 Idle		
	2-0	9/20	8 Beat Stanford		
	3-0	9/27	6 Beat OSU		
1998	4-0	10/4	6 Lost to #23 CSU		
	4-1	10/11	14 Beat #20 WSU		
	5-1	10/18	14 Beat UCLA		
	6-1	10/25	11 Lost to Oregon		
	6-2	11/1	18 Beat Cal		
	7-2	11/8	13 Lost to #17 USC		
	7-3	11/15	19 Idle		
	7-3	11/22	16 Beat ASU		
	8-3	11/29	15 Idle		
	8-3	12/6	15 Lost #14 Utah		
1999	8-4	Final	11 --		
	0-0	Pre	18 Beat Stanford		
	1-0	9/5	20 Lost to T.Tech		
			Unranked beat #6 Okla		
	2-1	9/19	23 Beat Washington		
	3-1	9/26	17 Lost to Oregon		
			Unranked beat #22 UCLA		
	4-2	10/17	22 Beat #15 WSU		
	5-2	10/24	17 Beat Pacific		
	6-2	10/31	15 Lost to California		
2000	6-3	11/7	25 Lost to #9 USC		
	8-4	Final	25 --		
	1-0	9/11	20 Beat UNM		
	2-0	9/18	18 Beat Oregon		
	3-0	9/25	16 Lost to California		
	3-1	10/2	25 Beat UCLA		
	4-1	10/9	21 Lost to OSU		
			Unranked beat #15 USC		
	5-2	10/23	23 Beat WSU		
	6-2	10/30	23 Lost to #5 UW		
2010			(Lost at #1 Miami, beat #11 UCLA, beat #8 Stan):		
	3-2-1	10/20	21 Beat California		
	4-2-1	10/27	17 Beat NMSU		
	5-2-1	11/3	12 Beat #1 UW		
	6-2-1	11/10	9 Lost to #18 USC		
	6-3-1	11/17	16 Lost to ASU		
	6-4-1	11/24	23 Idle		
	6-4-1	12/1	22 Idle		
	0-0	12/8	22 Idle		
	0-0	Pre	14 Idle		
2012	0-0	8/31	13 Beat UTEP		
	1-0	9/7	13 Beat UOP		
	2-0	9/14	15 Beat Illinois		
	3-0	9/21	15 Beat OSU		
	4-0	9/28	12 Beat USC		
	5-0	10/5	12 Idle		
	5-0	10/12	11 Beat Stanford		
	6-0	10/19	7 Beat WSU		
	7-0	10/26	7 Lost to #15 UCLA		
	7-1	11/2	14 Beat Oregon		
2013	8-1	11/9	13 Lost to California		
	8-2	11/16	19 Idle		
	8-2	11/23	19 Beat ASU		
	9-2	11/30	17 Idle		
	9-2	12/7	16 Beat #10 Miami		
	10-2	Final	10 --		
	0-0	Pre	7 Idle		
	0-0	8/31	7 Beat Ga. Tech		
	1-0	9/6	9 Beat NMSU		
	2-0	9/13	8 Idle		
2014	2-0	9/20	8 Beat Stanford		
	3-0	9/27	6 Beat OSU		
	4-0	10/4	6 Lost to #23 CSU		
	4-1	10/11	14 Beat #20 WSU		
	5-1	10/18	14 Beat UCLA		
	6-1	10/25	11 Lost to Oregon		
	6-2	11/1	18 Beat Cal		
	7-2	11/8	13 Lost to #17 USC		
	7-3	11/15	19 Idle		
	7-3	11/22	16 Beat ASU		
2015	8-3	11/29	15 Idle		
	8-3	12/6	15 Lost #14 Utah		
	8-4	Final	20 --		
	0-0	Pre	19 Idle		
	0-0	8/29	19 Beat Pacific		
	1-0	9/5	17 Beat Ga. Tech		
	2-0	9/12	17 Lost to Illinois		
	2-1	9/19	25 Lost to #5 USC		
	0-0	Pre	24 Beat Hawaii		
	1-0	9/7	21 Beat Stanford		
2016	2-0	9/14	16 Beat Iowa		
	3-0	9/21	16 Beat SDSU		
	4-0	9/28	14 Beat #20 UW		
	5-0	10/5	10 Lost to #5 UCLA		
	5-1	10/12	16 Beat OSU		
	6-1	10/19	14 Beat La-Monroe.		
	7-1	10/26	13 Beat #12 Oregon		
	8-1	11/2	10 Beat WSU		
	8-1	11/9	9 Beat California		
	10-1	11/16	8 Idle		
10-1	11/23	7 Beat ASU			
11-1	11/30	6 Idle			
11-1	12/7	5 Beat #9 Nebraska			
12-1	Final	4 --			
0-0	Pre	4 Lost to #3 Penn St.			
0-1	8/30	15 Beat TCU			
1-1	9/6	19 Beat MTennSt			
2-1	9/12	19 Lost to Stanford			
4-1	10/8	22 Beat WSU			
5-1	10/15	21 Lost to #7 Oregon			
5-2	10/22	24 Lost to UCLA			
10/25	23 Beat UCLA				
5-2	11/1	21 Beat WSU			
6-2	11/8	18 Lost to Cal			
8-4	12/6	22 Lost to #20 Neb.			
2-0	9/13	24 Beat #9 Iowa			
3-0	9/20	20 Beat Cal			
4-0	9/27	14 Idle			
4-0	10/4	9 Lost to OSU			
4-1	10/11	17 Beat WSU			
5-1	10/18	15 Beat Washington			
6-1	10/25	15 Beat UCLA			
7-1	11/1	13 Lost to Stanford			
7-2	11/8	18 Lost to USC			
7-3	11/15	23 Idle			
7-3	11/22	20 Lost to Oregon			
2-0	9/15	24 Beat SC State			
3-0	9/22	22 Lost to #3 Oregon			
5-3	11/3	24 Lost to #25 UCLA			

**Arizona Team Offense and Defense By Year (1978-2012, Pac-10, Pac-12 Years)**

Pts/PA = points for, points against; KR=kickoff returns; PR=punt returns; F/L=fumbles-lost; FG-A=field goals; attempted; FD=first downs; P=Punts Skts=Sacks

Year/W/L	Arizona Offense				Opponent Offense				Other Categories				Sks/Opp	3rd/4th/5th/6th/7th/8th/9th/10th/11th/12th/13th/14th/15th/16th/17th/18th/19th/20th/21st/22nd/23rd/24th/25th/26th/27th/28th/29th/30th/31st/32nd/33rd/34th/35th/36th/37th/38th/39th/40th/41st/42nd/43rd/44th/45th/46th/47th/48th/49th/50th/51st/52nd/53rd/54th/55th/56th/57th/58th/59th/60th/61st/62nd/63rd/64th/65th/66th/67th/68th/69th/70th/71st/72nd/73rd/74th/75th/76th/77th/78th/79th/80th/81st/82nd/83rd/84th/85th/86th/87th/88th/89th/90th/91st/92nd/93rd/94th/95th/96th/97th/98th/99th/100th/101st/102nd/103rd/104th/105th/106th/107th/108th/109th/110th/111th/112th/113th/114th/115th/116th/117th/118th/119th/120th/121st/122nd/123rd/124th/125th/126th/127th/128th/129th/130th/131st/132nd/133rd/134th/135th/136th/137th/138th/139th/140th/141st/142nd/143rd/144th/145th/146th/147th/148th/149th/150th/151st/152nd/153rd/154th/155th/156th/157th/158th/159th/160th/161st/162nd/163rd/164th/165th/166th/167th/168th/169th/170th/171st/172nd/173rd/174th/175th/176th/177th/178th/179th/180th/181st/182nd/183rd/184th/185th/186th/187th/188th/189th/190th/191st/192nd/193rd/194th/195th/196th/197th/198th/199th/200th/201st/202nd/203rd/204th/205th/206th/207th/208th/209th/210th/211st/212nd/213th/214th/215th/216th/217th/218th/219th/220th/221st/222nd/223rd/224th/225th/226th/227th/228th/229th/230th/231st/232nd/233rd/234th/235th/236th/237th/238th/239th/240th/241st/242nd/243rd/244th/245th/246th/247th/248th/249th/250th/251st/252nd/253rd/254th/255th/256th/257th/258th/259th/260th/261st/262nd/263rd/264th/265th/266th/267th/268th/269th/270th/271st/272nd/273rd/274th/275th/276th/277th/278th/279th/280th/281st/282nd/283rd/284th/285th/286th/287th/288th/289th/290th/291st/292nd/293rd/294th/295th/296th/297th/298th/299th/300th/301st/302nd/303rd/304th/305th/306th/307th/308th/309th/310th/311st/312nd/313th/314th/315th/316th/317th/318th/319th/320th/321st/322nd/323rd/324th/325th/326th/327th/328th/329th/330th/331st/332nd/333rd/334th/335th/336th/337th/338th/339th/340th/341st/342nd/343rd/344th/345th/346th/347th/348th/349th/350th/351st/352nd/353rd/354th/355th/356th/357th/358th/359th/360th/361st/362nd/363rd/364th/365th/366th/367th/368th/369th/370th/371st/372nd/373rd/374th/375th/376th/377th/378th/379th/380th/381st/382nd/383rd/384th/385th/386th/387th/388th/389th/390th/391st/392nd/393rd/394th/395th/396th/397th/398th/399th/400th/401st/402nd/403rd/404th/405th/406th/407th/408th/409th/410th/411st/412nd/413th/414th/415th/416th/417th/418th/419th/420th/421st/422nd/423rd/424th/425th/426th/427th/428th/429th/430th/431st/432nd/433rd/434th/435th/436th/437th/438th/439th/440th/441st/442nd/443rd/444th/445th/446th/447th/448th/449th/450th/451st/452nd/453rd/454th/455th/456th/457th/458th/459th/460th/461st/462nd/463rd/464th/465th/466th/467th/468th/469th/470th/471st/472nd/473rd/474th/475th/476th/477th/478th/479th/480th/481st/482nd/483rd/484th/485th/486th/487th/488th/489th/490th/491st/492nd/493rd/494th/495th/496th/497th/498th/499th/500th/501st/502nd/503rd/504th/505th/506th/507th/508th/509th/510th/511st/512nd/513th/514th/515th/516th/517th/518th/519th/520th/521st/522nd/523rd/524th/525th/526th/527th/528th/529th/530th/531st/532nd/533rd/534th/535th/536th/537th/538th/539th/540th/541st/542nd/543rd/544th/545th/546th/547th/548th/549th/550th/551st/552nd/553rd/554th/555th/556th/557th/558th/559th/560th/561st/562nd/563rd/564th/565th/566th/567th/568th/569th/570th/571st/572nd/573rd/574th/575th/576th/577th/578th/579th/580th/581st/582nd/583rd/584th/585th/586th/587th/588th/589th/590th/591st/592nd/593rd/594th/595th/596th/597th/598th/599th/600th/601st/602nd/603rd/604th/605th/606th/607th/608th/609th/610th/611st/612nd/613th/614th/615th/616th/617th/618th/619th/620th/621st/622nd/623rd/624th/625th/626th/627th/628th/629th/630th/631st/632nd/633rd/634th/635th/636th/637th/638th/639th/640th/641st/642nd/643rd/644th/645th/646th/647th/648th/649th/650th/651st/652nd/653rd/654th/655th/656th/657th/658th/659th/660th/661st/662nd/663rd/664th/665th/666th/667th/668th/669th/670th/671st/672nd/673rd/674th/675th/676th/677th/678th/679th/680th/681st/682nd/683rd/684th/685th/686th/687th/688th/689th/690th/691st/692nd/693rd/694th/695th/696th/697th/698th/699th/700th/701st/702nd/703rd/704th/705th/706th/707th/708th/709th/710th/711st/712nd/713th/714th/715th/716th/717th/718th/719th/720th/721st/722nd/723rd/724th/725th/726th/727th/728th/729th/730th/731st/732nd/733rd/734th/735th/736th/737th/738th/739th/740th/741st/742nd/743rd/744th/745th/746th/747th/748th/749th/750th/751st/752nd/753rd/754th/755th/756th/757th/758th/759th/760th/761st/762nd/763rd/764th/765th/766th/767th/768th/769th/770th/771st/772nd/773rd/774th/775th/776th/777th/778th/779th/780th/781st/782nd/783rd/784th/785th/786th/787th/788th/789th/790th/791st/792nd/793rd/794th/795th/796th/797th/798th/799th/800th/801st/802nd/803rd/804th/805th/806th/807th/808th/809th/810th/811st/812nd/813th/814th/815th/816th/817th/818th/819th/820th/821st/822nd/823rd/824th/825th/826th/827th/828th/829th/830th/831st/832nd/833rd/834th/835th/836th/837th/838th/839th/840th/841st/842nd/843rd/844th/845th/846th/847th/848th/849th/850th/851st/852nd/853rd/854th/855th/856th/857th/858th/859th/860th/861st/862nd/863rd/864th/865th/866th/867th/868th/869th/870th/871st/872nd/873rd/874th/875th/876th/877th/878th/879th/880th/881st/882nd/883rd/884th/885th/886th/887th/888th/889th/890th/891st/892nd/893rd/894th/895th/896th/897th/898th/899th/900th/901st/902nd/903rd/904th/905th/906th/907th/908th/909th/910th/911st/912nd/913th/914th/915th/916th/917th/918th/919th/920th/921st/922nd/923rd/924th/925th/926th/927th/928th/929th/930th/931st/932nd/933rd/934th/935th/936th/937th/938th/939th/940th/941st/942nd/943rd/944th/945th/946th/947th/948th/949th/950th/951st/952nd/953rd/954th/955th/956th/957th/958th/959th/960th/961st/962nd/963rd/964th/965th/966th/967th/968th/969th/970th/971st/972nd/973rd/974th/975th/976th/977th/978th/979th/980th/981st/982nd/983rd/984th/985th/986th/987th/988th/989th/990th/991st/992nd/993rd/994th/995th/996th/997th/998th/999th/1000th/1001st/1002nd/1003rd/1004th/1005th/1006th/1007th/1008th/1009th/1010th/1011st/1012nd/1013th/1014th/1015th/1016th/1017th/1018th/1019th/1020th/1021st/1022nd/1023rd/1024th/1025th/1026th/1027th/1028th/1029th/1030th/1031st/1032nd/1033rd/1034th/1035th/1036th/1037th/1038th/1039th/1040th/1041st/1042nd/1043rd/1044th/1045th/1046th/1047th/1048th/1049th/1050th/1051st/1052nd/1053rd/1054th/1055th/1056th/1057th/1058th/1059th/1060th/1061st/1062nd/1063rd/1064th/1065th/1066th/1067th/1068th/1069th/1070th/1071st/1072nd/1073rd/1074th/1075th/1076th/1077th/1078th/1079th/1080th/1081st/1082nd/1083rd/1084th/1085th/1086th/1087th/1088th/1089th/1090th/1091st/1092nd/1093rd/1094th/1095th/1096th/1097th/1098th/1099th/1100th/1101st/1102nd/1103rd/1104th/1105th/1106th/1107th/1108th/1109th/1110th/1111st/1112nd/1113th/1114th/1115th/1116th/1117th/1118th/1119th/1120th/1121st/1122nd/1123rd/1124th/1125th/1126th/1127th/1128th/1129th/1130th/1131st/1132nd/1133rd/1134th/1135th/1136th/1137th/1138th/1139th/1140th/1141st/1142nd/1143rd/1144th/1145th/1146th/1147th/1148th/1149th/1150th/1151st/1152nd/1153rd/1154th/1155th/1156th/1157th/1158th/1159th/1160th/1161st/1162nd/1163rd/1164th/1165th/1166th/1167th/1168th/1169th/1170th/1171st/1172nd/1173rd/1174th/1175th/1176th/1177th/1178th/1179th/1180th/1181st/1182nd/1183rd/1184th/1185th/1186th/1187th/1188th/1189th/1190th/1191st/1192nd/1193rd/1194th/1195th/1196th/1197th/1198th/1199th/1200th/1201st/1202nd/1203rd/1204th/1205th/1206th/1207th/1208th/1209th/1210th/1211st/1212nd/1213th/1214th/1215th/1216th/1217th/1218th/1219th/1220th/1221st/1222nd/1223rd/1224th/1225th/1226th/1227th/1228th/1229th/1230th/1231st/1232nd/1233rd/1234th/1235th/1236th/1237th/1238th/1239th/1240th/1241st/1242nd/1243rd/1244th/1245th/1246th/1247th/1248th/1249th/1250th/1251st/1252nd/1253rd/1254th/1255th/1256th/1257th/1258th/1259th/1260th/1261st/1262nd/1263rd/1264th/1265th/1266th/1267th/1268th/1269th/1270th/1271st/1272nd/1273rd/1274th/1275th/1276th/1277th/1278th/1279th/1280th/1281st/1282nd/1283rd/1284th/1285th/1286th/1287th/1288th/1289th/1290th/1291st/1292nd/1293rd/1294th/1295th/1296th/1297th/1298th/1299th/1300th/1301st/1302nd/1303rd/1304th/1305th/1306th/1307th/1308th/1309th/1310th/1311st/1312nd/1313th/1314th/1315th/1316th/1317th/1318th/1319th/1320th/1321st/1322nd/1323rd/1324th/1325th/1326th/1327th/1328th/1329th/1330th/1331st/1332nd/1333rd/1334th/1335th/1336th/1337th/1338th/1339th/1340th/1341st/1342nd/1343rd/1344th/1345th/1346th/1347th/1348th/1349th/1350th/1351st/1352nd/1353rd/1354th/1355th/1356th/1357th/1358th/1359th/1360th/1361st/1362nd/1363rd/1364th/1365th/1366th/1367th/1368th/1369th/1370th/1371st/1372nd/1373rd/1374th/1375th/1376th/1377th/1378th/1379th/1380th/1381st/1382nd/1383rd/1384th/1385th/1386th/1387th/1388th/1389th/1390th/1391st/1392nd/1393rd/1394th/1395th/1396th/1397th/1398th/1399th/1400th/1401st/1402nd/1403rd/1404th/1405th/1406th/1407th/1408th/1409th/1410th/1411st/1412nd/1413th/1414th/1415th/1416th/1417th/1418th/1419th/1420th/1421st/1422nd/1423rd/1424th/1425th/1426th/1427th/1428th/1429th/1430th/1431st/1432nd/1433rd/1434th/1435th/1436th/1437th/1438th/1439th/1440th/1441st/1442nd/1443rd/1444th/1445th/1446th/1447th/1448th/1449th/1450th/1451st/1452nd/1453rd/1454th/1455th/1456th/1457th/1458th/1459th/1460th/1461st/1462nd/1463rd/1464th/1465th/1466th/1467th/1468th/1469th/1470th/1471st/1472nd/1473rd/1474th/1475th/1476th/1477th/1478th/1479th/1480th/1481st/1482nd/1483rd/1484th/1485th/1486th/1487th/1488th/1489th/1490th/1491st/1492nd/1493rd/1494th/1495th/1496th/1497th/1498th/1499th/1500th/1501st/1502nd/1503rd/1504th/1505th/1506th/1507th/1508th/1509th/1510th/1511st/1512nd/1513th/1514th/1515th/1516th/1517th/1518th/1519th/1520th/1521st/1522nd/1523rd/1524th/1525th/1526th/1527th/1528th/1529th/1530th/1531st/1532nd/1533rd/1534th/1535th/1536th/1537th/1538th/1539th/1540th/1541st/1542nd/1543rd/1544th/1545th/1546th/1547th/1548th/1549th/1550th/1551st/1552nd/1553rd/1554th/1555th/1556th/1557th/1558th/1559th/1560th/1561st/1562nd/1563rd/1564th/1565th/1566th/1567th/1568th/1569th/1570th/1571st/1572nd/1573rd/1574th/1575th/1576th/1577th/1578th/1579th/1580th/1581st/1582nd/1583rd/1584th/1585th/1586th/1587th/1588th/1589th/1590th/1591st/1592nd/1593rd/1594th/1595th/1596th/1597th/1598th/1599th/1600th/1601st/1602nd/1603rd/1604th/1605th/1606th/1607th/1608th/1609th/1610th/1611st/1612nd/1613th/1614th/1615th/1616th/1617th/1618th/1619th/1620th/1621st/1622nd/1623rd/1624th/1625th/1626th/1627th/1628th/1629th/1630th/1631st/1632nd/1633rd/1634th/1635th/1636th/1637th/1638th/1639th/1640th/1641st/1642nd/1643rd/1644th/1645th/1646th/1647th/1648th/1649th/1650th/1651st/1652nd/1653rd/1654th/1655th/1656th/1657th/1658th/1659th/1660th/1661st/1662nd/1663rd/1664th/1665th/1666th/1667th/1668th/1669th/1670th/1671st/1672nd/1673rd/1674th/1675th/1676th/1677th/1678th/1679th/1680th/1681st/1682nd/1683rd/1684th/1685th/1686th/1687th/1688th/1689th/1690th/1691st/1692nd/1693rd/1694th/1695th/1696th/1697th/1698th/1699th/1700th/1701st/1702nd/1703rd/1704th/1705th/1706th/1707th/1708th/1709th/1710th/1711st/1712nd/1713th/1714th/1715th/1716th/1717th/1718th/1719th/1720th/1721st/1722nd/1723rd/1724th/1725th/1726th/1727th/1728th/1729th/1730th/1731st/1732nd/1733rd/1734th/1735th/1736th/1737th/1738th/1739th/1740th/1741st/1742nd/1743rd/1744th/1745th/1746th/1747th/1748th/1749th/1750th/1751st/1752nd/1753rd/1754th/1755th/1756th/1757th/1758th/1759th/1760th/1761st/1762nd/1763rd/1764th/1765th/1766th/1767th/1768th/1769th/1770th/1771st/1772nd/1773rd/1774th/1775th/1776th/1777th/1778th/1779th/1780th/1781st/1782nd/1783rd/1784th/1785th/1786th/1787th/1788th/1789th/1790th/1791st/1792nd/1793rd/1794th/1795th/1796th/1797th/1798th/1799th/1800th/1801st/1802nd/1803rd/1804th/1805th/1806th/1807th/1808th/1809th/1810th/1811st/1812nd/1813th/1814th/1815th/1816th/1817th/1818th/1819th/1820th/1821st/1822nd/1823rd/1824th/1825th/1826th/1827th/1828th/1829th/1830th/1831st/1832nd/1833rd/1834th/1835th/1836th/1837th/1838th/1839th/1840th/1841st/1842nd/1843rd/1844th/1845th/1846th/1847th/1848th/1849th/1850th/1851st/1852nd/1853rd/1854th/1855th/1856th/1857th/1858th/1859th/1860th/1861st/1862nd/1863rd/1864th/1865th/1866th/1867th/1868th/1869th/1870th/1871st/1872nd/1873rd/1874th/1875th/1876th/1877th/1878th/1879th/1880th/1881st/1882nd/1883rd/1884th/1885th/1886th/1887th/1888th/1889th/1890th/1891st/1892nd/1893rd/1894th/1895th/1896th/1897th/1898th/1899th/1900th/1901st/1902nd/1903rd/1904th/1905th/1906th/1907th/1908th/1909th/1910th/1911st/1912nd/1913th/1914th/1915th/1916th/1917th/1918th/1919th/1920th/1921st/1922nd/1923rd/1924th/1925th/1926th/1927th/1928th/1929th/1930th/1931st/1932nd/1933rd/1934th/1935th/1936th/1937th/1938th/1939th/1940th/1941st/1942nd/1943rd/1944th/1945th/1946th/1947th/1948th/1949th/1950th/1951st/1952nd/1953rd/1954th/1955th/1956th/1957th/1958th/1959th/1960th/1961st/1962nd/1963rd/1964th/1965th/1966th/1967th/1968th/1969th/1970th/1971st/1972nd/1973rd/1974th/1975th/1976th/1977th/1978th/1979th/1980th/1981st/1982nd/1983rd/1984th/1985th/1986th/1987th/1988th/1989th/1990th/1991st/1992nd/1993rd/1994th/1995th/1996th/1997th/1998th/1999th/2000th/2001st/2002nd/2003rd/2004th/2005th/2006th/2007th/2008th/2009th/2010th/2011st/2012nd/2013th/2014th/2015th/2016th/2017th/2018th/2019th/2020th/2021st/2022nd/2023rd/2024th/2025th/2026th/2027th/2028th/2029th/2030th/2031st/2032nd/2033rd/2034th/2035th/2036th/2037th/2038th/2039th/2040th/2041st/2042nd/2043rd/2044th/2045th/2046th/2047th/2048th/2049th/2050th/2051st/2052nd/2053rd/2054th/2055th/2056th/2057th/2058th/2059th/2060th/2061st/2062nd/2063rd/2064th/2065th/2066th/2067th/2068th/2069th/2070th/2071st/2072nd/2073rd/2074th/2075th/2076th/2077th/2078th/2079th/2080th/2081st/2082nd/2083rd/2084th/2085th/2086th/2087th/2088th/2089th/2090th/2091st/2092nd/2093rd/2094th/2095th/2096th/2097th/2098th/2099th/2100th/2101st/2102nd/2103rd/2104th/2105th/2106th/2107th/2108th/2109th/2110th/2111st/2112nd/2113th/2114th/2115th/2116th/2117th/2118th/2119th/2120th/2121st/2122nd/2123rd/2124th/2125th/2126th/2127th/2128th/2129th/2130th/2131st/2132nd/2133rd/2134th/2135th/2136th/2137th/2138th/2139th/2140th/2141st/2142nd/2143rd/2144th/2145th/2146th/2147th/2148th/2149th/2150th/2151st/2152nd/2153rd/2154th/2155th/2156th/2157th/2158th/2159th/2160th/2161st/2162nd/2163rd/2164th/2165th/2166th/2167th/2168th/2169th/2170th/2171st/2172nd/2173rd/2174th/2175th/2176th/2177th/2178th/2179th/2180th/2181st/2182nd/2183rd/2184th/2185th/2186th/2187th/2188th/2189th/2190th/2191st/2192nd/2193rd/2194th/2195th/2196th/2197th/2198th/21
----------	-----------------	--	--	--	------------------	--	--	--	------------------	--	--	--	---------	---

## 2013 Arizona Football Media Guide

### Arizona Football Traditions

Here is a sampling of some of the University of Arizona's top athletics traditions.

#### "Bear Down"

The University of Arizona's most memorable athletic tradition is the slogan "Bear Down," given to the Wildcat teams by John "Button" Salmon, student body president and varsity athlete, shortly before he died in 1926 following an auto accident. Button Salmon's last message to his teammates, spoken to J.F. "Pop" McKale, coach and athletic director, was, "Tell them... tell the team to bear down." A memorial to Salmon was erected in 1986 and is the centerpiece of Bear Down Plaza outside the southwest corner of McKale Center. Students painted the slogan on the roof of University Gymnasium shortly after Salmon's death, and it has since been known as Bear Down Gym. UA's fight song, "Bear Down, Arizona," was written by former UA marching band director Jack Lee and is a part of every major UA sports event. A highway memorial to the Bear Down tradition was dedicated in spring 2008 at Florence, Ariz., near the spot where Salmon was tragically injured.

#### "They Fought Like Wildcats"

In 1914, a student correspondent for the Los Angeles Times, covering the Arizona-Occidental football game at Occidental, penned: "The Arizona men showed the fight of wildcats." After reading the dispatch of the game back in Tucson, the student body quickly supported a move to call all Arizona athletic teams the "Wildcats" instead of the "Varsity." The writer, the late Bill Henry, who later became a renowned Times columnist and war correspondent, was honored as the "Father of the Arizona Wildcats" at the 50th Homecoming in 1964.

#### Cardinal and Navy

Until the University fielded its first football team in 1899, the school colors were sage green and silver. However, the student manager at the time, Quintus J. Anderson, was able to strike a particularly good deal with a local merchant for game sweaters of solid blue with red trim. He then wrote a request that the colors be adopted. His suggestion was approved, and it's been Cardinal Red and Navy Blue ever since for Arizona uniforms.

#### Territorial Cup

In summer 2001, officials at Arizona and Arizona State received NCAA Division I-A designation for the 1899 Territorial Cup as the oldest trophy for a rivalry game in America. The annual Arizona-Arizona State winner obtains possession of the Cup for its hall of fame, a replica goes to the winning school's president's office, and two later trophies used over the years in the hard-fought rivalry are awarded to the winning coach and the Most Valuable Player. On Thanksgiving Day in 1899, then Arizona Territorial Normal School defeated Arizona 11-2 in front of a reported 300 fans, and the Cup had its first curator. But over the years, the silver-plated antique prize was misplaced and supplanted by various other awards for the Big Game -- the Governor's Trophy (1953-1979), a "Victory" sculpture by artist Ben Goo, and a Saguaro Trophy, among others. To ensure the safety of the original trophy, the actual Territorial Cup will be moved from one school to the other only under escort and the supervision of gloved archivists. The Ben Goo Trophy, awarded from 1979 to 1998 as the game trophy, become the Bob Moran Most Valuable Player award in 2008, selected each year by covering media, in honor of the rivalry's late sportswriter. The Saguaro Trophy, a smaller bronze piece commissioned from artist Dora Perry in 1998, goes to the winning coach in the series.

#### "A" Mountain

Situated on Sentinel Peak (elevation 2,885 ft.) west of the city, the 160-foot high by 70-foot wide rock and mortar block "A" was constructed by UA students between Nov. 13, 1915 and March 4, 1916, in commemoration of Arizona's 7-3 upset football victory at Pomona in October 1915. For decades, freshmen students whitewashed the "A" in weekend ceremonies around the first day of school each fall. Currently the 'A' sports coats of red, white and blue.

### Arizona Bowl Game History

#### UA In the Bowls (7-9-1)

1921	Christmas Classic, San Diego	Centre (Ky.) 38, Arizona 0
1949	Salad Bowl, Phoenix	Drake 14, Arizona 13
1969	Sun Bowl, El Paso	Auburn 34, Arizona 10
1979	Fiesta Bowl, Tempe	Pittsburgh 16, Arizona 10
1985	Sun Bowl, El Paso	Arizona 13, Georgia 13
1986	Aloha Bowl, Honolulu	Arizona 30, North Carolina 21
1989	Copper Bowl, Tucson	Arizona 17, N.C. State 10
1990	Eagle Aloha Bowl, Honolulu	Syracuse 28, Arizona 0
1992	John Hancock Bowl, El Paso	Baylor 20, Arizona 15
1993	IBM OS/2 Fiesta Bowl, Tempe	Arizona 29, Miami 0
1994	Freedom Bowl, Anaheim	Utah 16, Arizona 13
1997	Insight.com Bowl, Tucson	Arizona 20, New Mexico 14
1998	Culligan Holiday Bowl, San Diego	Arizona 23, Nebraska 20
2008	Pioneer Las Vegas Bowl, Las Vegas	Arizona 31, BYU 21
2009	Pacific Life Holiday Bowl, San Diego	Nebraska 33, Arizona 0
2010	Valero Alamo Bowl, San Antonio	Oklahoma St. 36, Arizona 10
2012	Gildan New Mexico Bowl, Albuquerque	Arizona 49, Nevada 48

#### 1921 East-West Christmas Classic - Centre (Ky.) 38, Arizona 0

SAN DIEGO, Calif. - A dominating squad from Centre (Ky.) College splashed to a 38-0 victory over Arizona in front of several thousand rain-soaked fans, spoiling Arizona's first-ever bowl game appearance.

The Praying Colonels held the Cats to zero first downs in the first half, and Arizona was unable to maintain a good drive throughout the game.

Centre's Red Roberts, one of Walter Camp's first All-America ends, scored the first touchdown five minutes into the match. Later, All-American Alvin (Bo) McMillin went over the right tackle for another score. Centre led 18-0 at the half.

The second half was much the same, as Centre dominated every phase. Just as Arizona was mounting a drive late in the third stanza, an interception ended Western hopes, and the Wildcat defense was unable to halt the potent Eastern attack. Centre's Herb Covington scored on a punt return and a sweep to seal the victory.

#### 1949 Salad Bowl - Drake 14, Arizona 13

PHOENIX, Ariz. - Arizona couldn't overcome crucial mistakes, and the Drake Bulldogs triumphed, 14-13, before a crowd of 14,000 in nostalgia-filled Montgomery Stadium.

The feisty Midwesterners were outgained by coach Miles Casteel's troops, 355 yards to 206, but the Cats had two fumbles and an interception that ended any hope for a victory. Drake built a 14-7 halftime lead on the strength of Frank Metzger's 1-yard run and Floyd Miller's interception of Ed Wolgast for a 20-yard score. The Cats got on the board with a 15-yard Wolgast rollout.

Arizona roared back in the second half, as running back Charlie Hall romped 79 yards with the third quarter kickoff. The Cats failed to score on their first thrust after the thrilling return, but after an exchange of punts, the durable Wolgast tallied his second touchdown.

Drake carried the luck on this afternoon. Arizona's Wrinfred Tackett, one of the Border-Conference's top extra-point kickers, booted the pigskin against the left upright, the ball bounced away from the goal posts, and Drake escaped with a one-point margin.

Wolgast finished the day with 133 yards rushing, eight yards more than Drake's team total.

#### 1968 Sun Bowl - Auburn 34, Arizona 10

EL PASO, Texas - Arizona battled Auburn on even terms for one half, but within a period of seven minutes in the second half, the Tigers scored 24 points to crush the Wildcats, 34-10, before 32,302 weather-beaten fans and a national television audience in the 34th annual Sun Bowl.

Auburn had taken the lead, 10-0, on a John Riley 52-yard field goal, tying a Sun Bowl record, and a 65-yard touchdown pass from All-SEC quarterback Loran Carter to Mickey Zofko. But the Cats were fit to be tied as Steve Hurley booted a 37-yarder after both teams exchanged turnovers. Arizona held Auburn on fourth down with under two minutes left in the half, and Arizona's Bruce Lee went to work. Two first-down pass completions set up a 12-yard toss to Hal Armasin in the end zone, tying the score 10-10 at the half.

In the third quarter, Auburn took the lead and didn't look back as Tommy Taylor scampered nine yards to put the Tigers up 17-10. Then Buddy McClinton intercepted Lee for the third time in the game and raced 32 yards to score. Auburn's next possession produced a dazzling Carter to Tim Christian 42-yard touchdown pass. Riley then kicked a 41-yard field goal to secure the victory with 11:14 left.

Auburn's Buddy McClinton was voted MVP of the game, and All-America tackle Dave Campbell was honored as the outstanding lineman.

#### 1979 Fiesta Bowl - Pittsburgh 16, Arizona 10

TEMPE, Ariz. - The 10th-ranked Pittsburgh Panthers survived a late rally and hung on to defeat Arizona, 16-10, in the 1979 Fiesta Bowl. A national television audience was able to watch superb defensive play on both sides. Arizona's defense held Pitt to 299 yards, while the offense dented the Panther's nationally-ranked defense for 317 yards.

Pitt led 6-0 at halftime on the strength of 46- and 36-yard field goals by the game's most valuable offensive player, Mark Schubert. Arizona moved the ball well, but couldn't get the one big play it needed. The Cats drove to Pitt's 37, 26 and 22, but came up empty each time.

The Cats' trouble came on key plays. Midway through the first period, they were stopped on fourth-and-two at the Pitt 21. Arizona managed to get on the board late in the third period on a 38-yard field goal by Brett Weber, but Pitt answered with a touchdown to expand its lead to 13-3.

The Panthers appeared to have wrapped up the game when Schubert kicked his third field goal of the day with 8:02 left. But the Cats reached into their bag of tricks to get back in the game. From the Pitt 47, fullback Hubie Oliver took a pitch and launched a pass down field to Greg Jackson who caught it at the Panther one. Oliver scored on the next play.

The outcome was in doubt until Terry White picked off a Jim Krohn pass with :58 remaining. Arizona's David Liggins was voted the game's most valuable defensive player on the strength of two key interceptions of Dan Marino passes to thwart Panther drives.

## 2013 Arizona Football Media Guide

### 1985 Sun Bowl - Arizona 13, Georgia 13

EL PASO, Texas - Arizona and Georgia each failed on late field goal attempts leaving the teams tied, 13-13, and the record Sun Bowl crowd of 52,203 going home with an empty feeling.

The teams battled on even terms for a half with Georgia's Steve Crumley booting a 37-yard field goal and Arizona's Max Zendejas adding a 22-yarder after an apparent Arizona touchdown was nullified by penalty.

The third quarter belonged to coach Larry Smith's troops, who drove 34 yards with the second-half kickoff before Zendejas nailed a 52-yard field goal. The Wildcats expanded the margin to 13-3 with 3:30 left to play in the stanza, as Martin Rudolph picked off a James Jackson pass and bolted 35 yards for a touchdown.

Georgia took the ensuing kickoff and drove to the Arizona 28, where Davis Jacobs kicked a 45-yarder to begin the Bulldog rally. Two plays later, James DeBow fumbled, and Georgia's Tony Flack recovered to set up Lars Tate's game-tying 2-yard run. Jacobs missed a 44-yarder with 1:14 to play. The Cats then used a 25-yard David Adams run to give Zendejas a 39-yard try with :10 remaining. However, his attempt was wide-right and short.

Zendejas and Georgia center Peter Anderson won outstanding player honors. Arizona finished the season at 8-3-1, while Georgia wound up 7-2-2.

### 1986 Aloha Bowl - Arizona 30, North Carolina 21

HONOLULU, Hawaii - Arizona capitalized on big defensive plays to coast to its first-ever post-season victory, 30-21, over North Carolina. All-America free safety Chuck Cecil was the ring-leader of the Cat defense that forced five fumbles with bone-jarring hits.

The Arizona offense showed spark as well. David Adams closed his sterling career with 81 yards rushing and a touchdown and three catches for 77 yards. Offensive MVP Alfred Jenkins finished 12-of-28 passing for 187 yards and a score.

But it was coach Larry Smith's defense which made the big plays to set up points. A Jim Birmingham fumble recovery led to a 31-yard Gary Coston field goal to begin the attack. Later, Boomer Gibson partially blocked a punt, and the Cats put seven more on the board with an Adams one-yard scamper. Danny Lockett's sack of Mark Maye caused a fumble, and the Cats cashed in with another Coston three-pointer for a 13-0 halftime lead.

It was more of the same in the third quarter. Arizona's Jeff Valder booted a 52-yard field goal to set an Aloha Bowl record. Then Cecil clobbered Jonathan Hall, and Jerry Beasley recovered the subsequent fumble at the Tar Heel 30. Jenkins found Jon Horton from 13 yards out for the quick score. Another Tar Heel fumble led to Greathouse's five-yard scoring run, and the Cats were in control.

### 1989 Copper Bowl - Arizona 17, North Carolina State 10

TUCSON, Ariz. - Arizona cashed in on big plays to defeat North Carolina State, 17-10, before an Arizona Stadium crowd of 37,237 in the inaugural Copper Bowl. The Wildcats were dominated statistically, 310 yards to 130 yards including a season-low 50 yards on the turf. However, two unlikely heroes, Olatide Ogunfeditimi and Scott Geyer, made the big plays to pull out the victory.

In the first stanza, neither team could sustain drives, but the Cats got on the board first as Ronald Veal found a double-covered Ogunfeditimi 37 yards down field for a 7-0 advantage. The second quarter proved more magical as Geyer, the Defensive MVP, intercepted Shane Montgomery and raced 85 yards for a score.

But the Wolfpack had a magic wand of their own as Montgomery, the Offensive MVP, capped a 56-yard, nine-play drive with a four-yard touchdown toss to fullback Todd Varn to cut the lead, 14-7. The half ended with a Gary Coston 34-yard field goal. Score: 17-7.

The second half included a Damon Hartman 43-yarder to inch the Pack closer, 17-10. However the New Year brought a little luck to the Cats, as Montgomery just missed a diving Chris Williams over the middle for the possible tying touchdown with 1:02 left.

Arizona Dick Tomey notched a victory in his first-ever bowl game in 13 years as a head coach. The Wildcats finished 8-4 on the season, and the Wolfpack closed at 7-5.

### 1990 Eagle Aloha Bowl - Syracuse 28, Arizona 0

HONOLULU, Hawaii - Marvin Graves ran for two touchdowns and passed for another score as Syracuse embarrassed Arizona, 28-0, in the ninth Eagle Aloha Bowl game in rain-drenched Aloha Stadium.

Graves scored on a pair of 5-yard runs and threw 47 yards to Terry Richardson and 6 yards to Chris Gedney as the Orangemen ran their record to 7-4-2. Arizona fell to 7-5. The shutout snapped Arizona's 214-game scoring streak, the second longest scoring streak in NCAA history. The last time the Cats were shut out was a 31-0 defeat by Arizona State in 1971.

The Orangemen drove 65 yards in 13 plays following the opening kickoff with Graves scoring on a quarterback draw from the five with 8:35 left in the first quarter.

Syracuse made it 14-0 with 2:22 remaining in the half as Richardson slipped behind the Cat pass defense for an easy 47-yard reception. Arizona tried to get back into the game in the third quarter, twice reaching the Orangemen 35-yard line. But both drives died, and Syracuse put the game away in the fourth quarter with two long marches.

Graves was selected as Syracuse's most valuable player, and cornerback Todd Burden, who had two interceptions and caused a fumble, was selected as Arizona's most valuable player. The week-long inclement weather put a damper on many activities and caused many ticket purchasers to stay at home. There were 32,217 tickets sold but only 14,185 attended the game.

### 1992 Hancock Bowl - Baylor 20, Arizona 15

EL PASO, Texas - Arizona's defense lived up to its billing on all but two plays; those spelled doom as Baylor's big scoring passes helped beat the Cats, 20-15, in the John Hancock Bowl.

UA, which unleashed a no-huddle, wide-open passing attack, opened scoring with a Steve McLaughlin first-quarter field goal and increased the lead to 10-0 with a 65-yard scoring drive capped by a George Malauulu quarterback draw for seven yards mid-way through the second quarter.

BU halfback Brandell Jackson hit Melvin Bonner for a 61-yard strike three minutes later, but Arizona answered with a 14-play drive to set up another McLaughlin field goal and take a 13-7 halftime lead.

The Bears, held to 47 yards rushing, went to the air and struck again with another Bonner TD catch for 69 yards from QB J.J. Joe. Shortly into the fourth period, the Bears capitalized on two Arizona fumbles in UA territory and cashed them in for two Terry Weir field goals and a 20-13 lead.

With time running out, Arizona held BU deep on fourth-and-eight, and punter Rhett Delaney took an intentional safety at 0:31. A Chuck Levy 27-yard kickoff return put the Cats in decent shape, and UA drove to the Baylor 28. Two passes from Malauulu into the end zone were incomplete although Heath Bray nearly snagged the game winner on the first try.

### 1994 IBM OS/2 Fiesta Bowl - Arizona 29, Miami 0

TEMPE, Ariz. - Arizona's heralded "Desert Swarm" defense lived up to its name, and the Cats' offensive attack nearly named its own price as UA thumped No. 10 Miami, 29-0, in IBM OS/2 Fiesta Bowl XXIII. The convincing victory was the bowl's only shutout in its 23-game history.

UA ran for 257 yards and one touchdown, passed for 152 yards and two touchdowns, had three Steve McLaughlin field goals and held Miami to 182 yards in total offense. The Wildcats' swarming defense limited the Canes to Fiesta Bowl record-lows of 22 rushes and 35 yards, plus picked off three Miami passes and sacked the quarterback four times.

Tailback Chuck Levy ran for 142 yards including a 68-yard scoring dash and earned Fiesta Bowl offensive MVP honors, while defensive end Tedy Bruschi recorded a sack and earned defensive MVP honors for UA.

UA jumped to a quick lead on its first possession, driving 75 yards with Dan White throwing a 13-yard TD pass to Troy Dickey. Arizona never looked back.

The Canes' total offense was the second-lowest in Fiesta Bowl history, and the Arizona margin of victory was the second-largest in bowl history. Arizona enjoyed a time of possession advantage of 37:20 to 22:40 for Miami, another bowl record. Miami's frustration was typified by its first possession, starting at its own 37-yard line. Three plays later the Canes punted on fourth-and-41 from their own 6-yard line.

The game gave UA its first 10-victory season in 90 years of football, and its strong showing earned the Cats a No. 9 final ranking in the coaches poll and No. 10 in the media poll.

### 1994 Freedom Bowl - Utah 16, Arizona 13

ANAHEIM, Calif. - Utah used a 72-yard kickoff return to set up the winning touchdown, as the Utes upset No. 14 Arizona in the 11th annual Freedom Bowl, 16-13. A crowd of 27,477 watched as the Cats used a stifling defense to hold Utah to only 75 yards of total offense.

Arizona quarterback Dan White connected with Ontiwaun Carter from 23 yards out to give the Cats the early lead. After a White fumble deep in Arizona territory, Utah running back Charlie Brown scampered in from six yards out to tie the score.

After a 44-yard field goal by Steve McLaughlin, the Cats had first-and-goal at the Utah 2-yard line, but two dropped passes by Tim Thomas and then Lamar Lovett in the end zone forced the Cats to kick a 20-yard field goal. Late in the fourth quarter with Arizona leading 13-7, and Matt Peyton having to punt from his own end zone, the Cats gambled and took a safety as Peyton stepped out of the back of the end zone.

On the ensuing kickoff, Cal Beck returned the ball to the Arizona 5-yard line. The Wildcat defense held the Utes on three straight downs to set up a fourth-and-goal. Quarterback Mike McCoy scrambled out of the pocket and was in the grasp of Chuck Osborne but managed to get the pass off and found Kevin Dyson in the corner of the end zone for the winning score. A final UA drive ended in an interception.

The Cats recorded six sacks on the day, three of them by Tedy Bruschi, who earned Defensive MVP honors. Chuck Osborne had two sacks, and Sean Harris led the team with nine tackles.

### 1997 Insight.com Bowl - Arizona 20, New Mexico 14

TUCSON, Ariz. - Four Wildcat interceptions helped seal a hard-fought victory for Arizona over New Mexico in the ninth Insight.com Bowl, 20-14, before a crowd of 49,385 in the Cats' house, Arizona Stadium.

UA ran over the Lobos, using a 209-yard running attack featuring the quicker Trung Canidate and the bruising style of Kelvin Eafon on 43 of the team's 81 plays. Canidate was named the game's Most Outstanding Offensive Player with 97 yards and a touchdown on 24 carries, while Eafon earned the game's Most Valuable Player award for his 75 yards and two touchdowns on 19 totes. Thirteen of his rushes came in the fourth quarter when Arizona used ball possession to turn back New Mexico efforts at a game-winning touchdown.

Arizona picked off four passes by UNM's Graham Leigh—one in the first quarter by cornerback Chris McAlister, two in the third quarter by backup corner Kelvin Hunter and strong safety Rashee Johnson, and one in the fourth stanza by cornerback Kelly Malveaux, who returned the ball 44 yards just as the Lobos were crossing midfield. It was Malveaux' first interception of the year. Arizona outside linebacker Jimmy Sprotte earned the bowl's Most Outstanding Defensive Player honor with nine tackles including four hits for losses of 12 yards.

## 2013 Arizona Football Media Guide

Inside linebacker Marcus Bell was the Cats' leading tackler with 10.

Arizona coach Dick Tomey gave fifth-year senior QB Brady Batten the start in the game. An injury early in the year cost him a shot at the every-day spot. He played all but the fourth quarter, when the nominal No. 1 guy for most of the year, Ortege Jenkins, came on.

### 1998 Culligan Holiday Bowl - Arizona 23, Nebraska 20

SAN DIEGO, Calif. - Arizona's defense held the storied Nebraska option rushing attack to 87 net yards, and the No. 5-ranked Wildcats cranked up some tough-guy rushing of their own to score 14 fourth-quarter points and beat the No. 14 Cornhuskers, 23-20, in the 21st annual Culligan Holiday Bowl.

The Cats secured the school's finest record in history and earned enough acclaim through their efforts in the game — the most watched of any college bowl game in ESPN history — to earn a final No. 4 ranking in both the Associated Press and USA Today/ESPN polls.

Unanimous All-America cornerback Chris McAlister cemented his reputation with an outstanding effort, intercepting two passes, one which turned the Huskers back on their final come-back try with less than four minutes remaining. He also had a 78-yard reverse punt return called back because of a questionable blocking call against Derek Hall.

Arizona trailed 13-9 at the half, and both teams struggled through five possessions in the third quarter before UA's Dennis Northcutt gave the Cats some decent field position with a 16-yard punt return to start a 10-play scoring drive. Trung Canidate rushed five times for 37 yards in the span, and Keith Smith completed passes of five yards to Northcutt and Paul Shields and topped it off with a 15-yard strike to Brad Brennan for the score.

Nebraska answered, though, and reclaimed the lead at 20-16 with an eight-play, 88-yard drive, almost exclusively through the air.

With 10 minutes remaining, Smith opened UA's next drive with a seven-yard pass to Shields, then the Cats ran the ball eight straight times for the nine-play, 68-yard drive which netted the final score on a Kelvin Eafon one-yard plunge. Smith had runs of 20, eight and eight yards to set up the score.

UA halted the Huskers with McAlister's second pick and then later used enough clock with a first down to force Nebraska to get the ball back with 34 seconds remaining. One short completion and three incompletions, and the game was over.

Canidate ran for 101 yards on 22 carries. Smith, who completed 11-of-19 passing for 143 yards and ran for 25 more, was named Holiday Bowl Offensive MVP. UA's Mark McDonald, who was 8-17 in field goals during the regular season, was a big key with a perfect 3-for-3 day, including a career-long 48-yarder. NU outgained the Cats, but UA won the turnover battle and kicking game.

### 2008 Pioneer Las Vegas Bowl - Arizona 31, BYU 21

LAS VEGAS, Nev. - Arizona capped its best season in nine years with a solid effort against No. 17 Brigham Young, beating the Cougars 31-21 in the Pioneer Las Vegas Bowl.

The Cats took the first lead, set up by a 71-yard pass from Willie Tuitama to Terrell Turner, added a Jason Bondzio 31-yard field goal a third of the way into the second quarter.

Tuitama fumbled a low snap on the first play of the second half and BYU took a 14-10 lead four minutes into the frame with the gift 27-yard drive.

After that, Arizona stalled once, missing a 3rd-and-1 opportunity, but turned right around for a defensive three-and-out and two plays later Tuitama's 37-yard pass to Delashaun Dean struck put the Cats back in the lead.

The Cougs fought back with a 12-play, 39-yard drive, but missed a long field goal attempt. Tuitama hit successive passes of 19 and 17 yards, and after a five-yard gain by Nic Grigsby fired one down the seam to a streaking Chris Gronkowski for a 27-yard score, making it 24-14 at the end of the period.

Five minutes into the final period, Wildcat cornerback Marquis Hundley manned up and intercepted BYU's Max Hall in the end zone, taking it out to the UA 18 yard-line. Tuitama led a seven-play, 82-yard drive, sparked by a 27-yard run by Grigsby and a 23-yard pass to Turner, and then ran it in himself from six yards out for a 31-14 lead. Again the Cougars showed some of their 17th-ranked gumption, using eight Hall passes and two of his runs to get into the end zone quickly, and recovered an ensuing inside kick at the UA 48 yard-line. Hall drove BYU 28 yards, but Mitch Payne's field goal attempt banged off the left upright with 2:07 left.

The Cats ran the ball four times and then Tuitama scootched a three-yard pass to Mike Thomas on the final play of the game, giving the latter the Pac-10 career receiving record with his 259th reception as time expired. Dean led UA with seven catches for 88 yards to help Tuitama complete 24 of 35 throws for 325 yards and the game's MVP award.

### 2009 Pacific Life Holiday Bowl - Nebraska 33, Arizona 0

SAN DIEGO, Calif. - No. 20 Nebraska showed it was more than two ranking spots ahead of No. 22 Arizona by throttling the Wildcats, 33-0, in the Holiday Bowl.

After developing a reputation for high-scoring games and crazy finishes, the bowl got the first shutout in its 32-year history. Zac Lee threw a 74-yard touchdown pass to Niles Paul in the third quarter to highlight the win, but it was only one moment in a dominating effort.

The coaches expected a defensive game, and the Huskers delivered, earning their first shutout in 46 bowl appearances, plus held UA to 109 net yards. Arizona quarterback Nick Foles was harassed all night and had one

of his toughest outings of the year, finishing with nine completions in 30 attempts, for a miniscule 48 yards.

The Wildcats had the ball fourth-and-3 at the Nebraska 8-yard line with 1:41 to go, and eschewed a field goal, with safety P.J. Smith batting down Foles' pass to preserve the shutout. Nebraska free safety Matt O'Hanlon intercepted Foles on the third play from scrimmage and returned it 37 yards to the Arizona 5. Lee scored on a four-yard run two plays later. It was the fastest score in Holiday Bowl history, coming just 75 seconds in.

Nebraska (10-4) got its first 10-win season since 2003. Nebraska's Alex Henery set a Holiday Bowl record with four field goals, from 47, 50, 41 and 22 yards. Arizona finished 8-5. NU coach Bo Pelini earned bragging rights in Youngstown, Ohio, where he and UA coach Mike Stoops grew up and played at Cardinal Mooney High.

### 2010 Valero Alamo Bowl - Oklahoma State 36, Arizona 10

SAN ANTONIO, Texas - No. 14 Oklahoma State kept Arizona's offense out of the end zone and used four Wildcat turnovers to spoil the Pac-10's first game in the bowl since its early years.

Arizona outgained the Cowboys 370 to 312 yards, holding the vaunted OSU offense some 200 yards under its average. After an initial stop, however, Bug Wright fumbled the first punt of the game and gave OSU a short field for a 26-yard drive and the lead. The Cats were stopped on their next possession and OSU's Brandon Weeden connected on a 71-yard toss to Justin Blackmon to add to the lead.

UA answered with a 63-yard drive to cut it to 14-7. After an exchange of possession a short UA punt set the Cowboys up at midfield and OSU settled for the first of three Dan Bailey FGs. On Arizona's ensuing drive, Nick Foles was intercepted by Markelle Martin and returned 62 yards for a score. Bailey missed the kick and it was 23-0. UA took the ball inside the OSU 40 yard-line three times but could not score before halftime.

UA showed some life with an Alex Zendejas field goal in the third quarter to make it 23-10 but OSU answered with its longest drive of the night to make it 30-10. Another Foles' interception near midfield set up a second Bailey field goal. Zendejas missed a 34-yarder minutes later in the fourth period, and Bailey knocked one home again for the final score. UA drove to the OSU 9 yard-line but could not cash in on 3rd- and 4th-and-1.

The Cats had 25 first downs to 17 by the Cowboys, held a 15-minute edge in time of possession but were one for three in the red zone, were sacked five times (to zero for UA), and suffered three interceptions and the fumbled punt for -4 turnover margin.

Receiver David Douglas took home the Fred Jacoby Sportsmanship Award for a 6-catch, 91-yard evening while the bowl offensive MVP award went to Blackmon for eight receptions for 112 yards and two scores, and the defensive MVP honor went to OSU defensive back Martin for his key INT.

### 2012 Gildan New Mexico Bowl - Arizona 49, Nevada 48

ALBUQUERQUE, N.M. - With a last-minute touchdown and a successful inside kick recovery, Arizona football pulled out a victory over Nevada, 49-48, at the Gildan New Mexico in Albuquerque, N.M. Saturday's game ties the largest comeback in UA history (21 points). Senior quarterback Matt Scott was named Offensive MVP and junior linebacker Marquis Flowers was named Defensive MVP.

Nevada took a 48-35 lead with 1:48 to play. Arizona answered back with a two-yard Scott touchdown pass to sophomore Austin Hill with a good point after attempt to cut the score to 48-42 with 0:46 to play. Senior John Bonano converted a perfect inside kick attempt with the recovery from Flowers. The Wildcats went on to score the winning touchdown on a two-yard pass to sophomore Tyler Slavin from Scott with 0:19 to play. Flowers then immediately secured the victory with an interception on Nevada's final offensive possession.

Sophomore Ka'Deem Carey ran for 172 yards on 28 carries and three touchdowns. He now tallies 1,929 yards on the season, to continue to lead the nation in rushing. Carey is now UA's school record holder for rushing TDs in season with 23, including his three against Nevada on Saturday. He also set the Arizona bowl game record of rushing yards in a game (172). The previous bowl game record was 142 yards by Chuck Levy against Miami in the 1994 Fiesta Bowl.

In his final game as a Wildcat, Scott threw for 382 yards and three TDs on 28-of-47 pass attempts with two interceptions. He also rushed for 21 yards on six carries and one touchdown. Hill led the UA receivers with eight catches for 175 yards and two touchdowns. Saturday's game marks his fifth 100-yard performance of the season and the sixth of his career.

True freshman linebacker C.J. Dozier paced the defense with 15 tackles, nine solo and six assisted. Junior Shaquille Richardson collected his first pick of the season and the seventh of his career. Junior Jake Fischer recovered his fourth fumble of the season against the Wolf Pack. Flowers also recorded 10 tackles. UA had five true freshmen playing on defense during various points of the game: Keoni Bush-Loo, Dozier, Vince Miles, William Parks and Wayne Capers Jr.

Today's game marked the final in the careers of 20 Arizona seniors including team captains Trace Bislin, Kyle Quinn and Scott. Arizona ends the season with a 8-5 record and a bowl trip in head coach Rich Rodriguez's first season at the helm of the Wildcat program.

## 2013 Arizona Football Media Guide

### Arizona Stadium

Arizona Stadium (56,037) is one of the finest playing facilities in the country and was recently upgraded through one of the most significant improvements in its history. The home of the Wildcats, Arizona Stadium reflects the history and tradition of Arizona football and the overall growth of the University of Arizona campus.

The Lowell-Stevens Football Facility, which opened to the public in August 2013, is a reflection of that growth and completes a dynamic shift in the Arizona football culture as it becomes the centerpiece of the program on the north end of Arizona Stadium. Supported by private funds including significant leadership gifts from David and Edith Lowell and from Jeff and Sharon Stevens, the \$72.3 million project provides the Wildcats with one of the premier football facilities in the nation.

The facility is a four-floor operations center with strength and conditioning, sports medicine, coaches' offices, locker rooms, meeting rooms, equipment and facility service areas. The structure encloses the north end of the stadium and creates a full bowl with nearly 4,000 premium spectator seats, including a donor lounge with outdoor seating. Additionally, stairways and elevator towers for the concourse connect the structure to the existing east and west stadium sections. Restrooms, amenity areas and a cafeteria also serve fans, campus and the community.

Spectators in the revamped north end of the stadium have a front and center view of the state-of-the-art video board beyond the opposite end zone. In August 2011, Arizona completed work on the video board for the south end zone. The new video board measures 113' wide by 47' high - 6.5 times larger than the previous board - and is one of the largest in all of college sports.

Indeed, the recent upgrades are the latest in the evolution of Arizona Stadium over the years. Built in 1928 with 7,000 seats located on the west side between the end zones, the stadium has grown into a 57,000-seat facility that combines tradition with modern conveniences, remaining one of the top venues for its spectators. Every seat features an uncluttered view of the playing surface, and more than half of the seats provide sweeping vistas of the campus and nearby city skyline, as well as the Santa Catalina Mountains.

Since playing and winning their first game on Oct. 12, 1929 (35-0 vs. California Tech), Arizona football teams have played 481 games in the stadium, 381 of them at twilight or night, winning 275, losing 174 and tying 12. The team has never failed to win at least one home game in a season and has gone undefeated nine times, the last time coming with a 6-0 record in 1993.

As Arizona football grew, so did the facilities surrounding it. In 1989, a \$6.3 million structure housing the media, skyboxes and loge seating was added to accommodate increased interest in the football program. Two other non-football features of the stadium are notable - UA's renowned Tree Ring Research Lab on the west side, and the Steward Telescope Laboratory on the east side - two of the nation's most venerated research facilities.

In 1938, seating was added between the 25-yard lines on the east side to boost capacity to 10,000. Nine years later, the end zones were filled, and in 1950, the horseshoe at the south end was completed, giving the facility a capacity of 22,671 seats.

Expansion on the west side in 1965 provided 10,000 new seats, along with an 80-foot, multilevel press box. The two-tier addition to the east stands, adding 17,000 seats in 1976, was selected as one of six outstanding architectural projects in the Rocky Mountain States for 1977 by the AIA.

Permanent north-end bleacher seating for 4,500 was added in 1988, however, it would be removed for the new north-end project. The completion of the Lowell-Stevens Football Facility gives Arizona Stadium a lower bowl configuration for the first time, a 360-degree experience for Wildcat fans.

### Largest Arizona Stadium Crowds vs. Pac-12

Team	Date	Attendance
ASU	Nov. 23, 1996 (L, 14-56)	59,920
Cal	Nov. 5, 1994 (W, 13-6)	58,374
Colorado	Sept. 28, 1985 (L, 13-14)	45,503
Oregon	Nov. 21, 2009 (L, 41-44 2OT)	57,863
OSU	Oct. 21, 2006 (L, 10-17)	57,113
Stanford	Oct. 16, 1993 (W, 27-24)	57,799
UCLA	Oct. 24, 1994 (W, 34-24)	58,817
USC	Sept. 23, 2006 (L, 3-20)	58,801
Utah	Sept. 11, 2004 (L, 6-23)	52,790
UW	Nov. 7, 1992 (W, 16-3)	58,510
WSU	Oct. 27, 1990 (W, 42-34)	55,520

### Largest Road Crowds

Attendance	Year	@Opponent
104,913	1978	Michigan (L, 17-21)
97,168	1999	Penn State (L, 41-7)
92,743	1991	Ohio State (L, 14-38)
92,221	2006	LSU (L, 3-45)
91,152	1997	Ohio State (L, 20-26)
84,671	2007	USC (L 13-20)
83,753	2009	USC (W, 21-17)
80,386	1970	Michigan (L, 9-20)
80,167	2005	USC (L, 9-49)
78,582	2003	Wisconsin (L, 10-31)

### Home Attendance Since 1950

Year	Home Games	Attendance	Avg.
1950	6 (3-3)	105,121	17,520
1951	6 (5-1)	97,868	16,311
1952	6 (3-3)	117,888	19,648
1953	7 (3-4)	111,128	15,875
1954	7 (5-2)	132,860	18,980
1955	7 (4-2-1)	134,329	19,190
1956	8 (3-5)	142,182	17,772
1957	7 (1-5-1)	113,672	16,239
1958	6 (2-4)	113,031	18,839
1959	6 (3-3)	118,511	19,752
1960	7 (5-2)	156,024	22,289
1961	6 (6-0)	145,655	24,255
1962	6 (4-2)	145,655	24,276
1963	7 (4-3)	144,046	20,578
1964	6 (5-0-1)	163,694	27,282
1965	5 (1-4)	140,586	28,117
1966	6 (2-4)	167,783	27,964
1967	6 (2-3-1)	191,152	31,859
1968	5 (4-1)	188,200	37,640
1969	5 (3-2)	156,450	31,290
1970	6 (4-2)	213,800	35,633
1971	5 (2-3)	160,500	32,100
1972	6 (3-3)	183,500	30,583
1973	5 (3-2)	192,349	38,470
1974	6 (5-1)	219,446	36,574
1975	5 (4-1)	191,180	38,236
1976	6 (3-3)	293,633	48,939
1977	5 (2-3)	208,651	41,730
1978	6 (4-2)	308,159	51,360
1979	7 (4-2-1)	339,044	48,435
1980	7 (2-5)	342,203	48,886
1981	7 (3-4)	290,810	41,544
1982	6 (3-3)	285,361	47,560
1983	7 (5-2)	305,571	43,653
1984	7 (6-1)	314,672	44,953
1985	7 (5-2)	327,177	46,740
1986	6 (5-1)	316,434	52,739
1987	5 (3-1-1)	245,841	49,168
1988	8 (5-3)	387,737	48,467
1989	6 (5-1)	301,195	50,199
1990	6 (4-2)	324,585	54,074
1991	6 (4-2)	272,588	45,431
1992	6 (4-2)	282,127	47,021
1993	6 (6-0)	304,564	50,761
1994	6 (5-1)	339,369	56,562
1995	6 (3-3)	310,494	51,749
1996	6 (5-1)	281,612	46,935
1997	6 (5-1)	243,227	40,538
1998	6 (5-1)	301,235	50,206
1999	6 (3-3)	306,905	51,151
2000	6 (2-4)	296,636	49,439
2001	6 (2-4)	266,299	44,383
2002	7 (3-4)	315,042	45,006
2003	7 (2-5)	299,352	42,765
2004	7 (2-5)	350,774	50,111
2005	6 (2-4)	321,676	53,613
2006	7 (3-4)	390,589	55,798
2007	6 (4-2)	312,963	52,160
2008	7 (5-2)	367,080	52,440
2009	6 (5-1)	315,330	52,555
2010	7 (4-3)	387,857	55,408
2011	6 (3-3)	293,716	48,953
2012	8 (6-2)	383,451	47,931

### Top-10 Arizona Stadium Crowds

Attendance	Date	Opponent
59,920	Nov. 23, 1996	Arizona State (L, 14-56)
58,817	Oct. 24, 1994	UCLA (W, 34-24)
58,810	Nov. 25, 1994	Arizona State (W, 28-27)
58,801	Sept. 23, 2006	Southern California (L, 3-20)
58,738	Oct. 10, 1998	UCLA (L, 28-52)
58,704	Dec. 6, 2008	Arizona State (W, 31-10)
58,515	Nov. 27, 1982	Arizona State (W, 28-18)
58,510	Nov. 7, 1992	Washington (W, 16-3)
58,503	Sept. 23, 1995	USC (L, 10-31)
58,471	Oct. 21, 1995	Washington (L, 17-31)

### **Pac-12 Conference, The Conference of Champions**

Built on a firm foundation of academic excellence and superior athletic performance, the Conference ushered in a new era on July 1, 2011, officially becoming the Pac-12 Conference with the additions of the University of Colorado and University of Utah.

Just 27 days after the Conference officially changed its name, Commissioner Larry Scott announced the creation of the Pac-12 Networks on July 27, 2011, solidifying a landmark television deal and putting the Conference on the forefront of collegiate athletics. The Networks, including one national network, six regional networks, and a robust digital network marked the first-ever integrated media company owned by a college conference. In addition, the "TV Everywhere" rights allow fans to access Pac-12 Networks outside the home on any digital device, including smartphones and tablet computers.

The Pac-12 launched its China Initiative in 2011 as a way to proactively promote the Conference and member institutions through student-athlete exchanges and sport. In its first two years, Pac-12 student-athletes have enjoyed unique cultural and athletic experiences in China, and the Conference has gained significant brand exposure for the future and set a foundation for growth.

On the field, the Pac-12 rises above the rest, upholding its tradition as the "Conference of Champions<sup>®</sup>," claiming an incredible 127 NCAA team titles since 1999-2000, including eight in 2012-13. That is an average of over nine championships per academic year. Even more impressive has been the breadth of the Pac-12's success, with championships coming in 28 different men's and women's sports. The Pac-12 has led or tied the nation in NCAA Championships in 47 of the last 53 years. The only exceptions being in 1980-81, 1988-89, 1990-91 and 1995-96 when the Conference finished second, and only twice finished third (1998-99 and 2004-05).

For the eighth-consecutive year, the Pac-12 had the most NCAA titles or tied for the most of any conference in the country, winning at least six every year since 2000-01. No other conference has won double-digit NCAA crowns in a single year, the Pac-12 doing so six times, including a record 14 in 1996-97.

Spanning nearly a century of outstanding athletics achievements, the Pac-12 was the first conference to reach 400 championships in 2010-11. With the inclusion of Colorado and Utah, the Conference surpassed another major milestone, with league teams capturing 450 titles, outdistancing the next conference by nearly 200. In all, Conference teams have won 459 NCAA Championships (309 men's, 150 women's).

The Conference's reputation is further proven in the annual Learfield Sports Directors' Cup competition, the prestigious award that honors the best overall collegiate athletics programs in the country. Stanford continued its remarkable run and won its unprecedented 19th-consecutive Directors' Cup in 2012-13. Seven Pac-12 member institutions ranked among the top-25 Division I programs: No. 1 Stanford, No. 3 UCLA, No. 14 USC, No. 15 Oregon, No. 17 California, No. 18 Arizona State and No. 23 Arizona. It marks the third-straight year at least six member schools are in the top 25.

The Conference's eight national titles came in the form of five women's and three men's crowns. Five different league schools claimed NCAA titles and, of the six NCAA institutions to have won multiple titles, two were from the Pac-12. No other conference in the country had more than one team win multiple NCAA titles.

USC was the only institution in the country to win three NCAA titles in 2012-13, claiming both the men's and women's water polo titles, as well as women's golf. It was the fifth-straight men's water polo win, while the women's golf team dominated the field, winning with an NCAA-record 19-under. Oregon won a pair of NCAA titles, capturing its first women's cross country crown since 1987 then stood atop the podium at the women's indoor track & field championships for the fourth-consecutive year. Stanford reclaimed the women's tennis national championship, its first since 2010, while Colorado won the skiing championship for the second time in three years. UCLA claimed its first-ever baseball title, which was the program's first in the sport and the institution's nation-leading 109th NCAA title all-time.

In addition to the eight national championships, the Pac-12 also had runners-up in eight NCAA Championship events: women's volleyball (Oregon), men's water polo (UCLA), skiing (Utah), men's swimming (California), women's swimming (California), women's rowing (California), men's tennis (UCLA) and women's water polo (Stanford). Overall, the Conference had 33 teams finish in the top four at 25 NCAA Championship events.

Participation in the postseason was a common occurrence for the Pac-12 in 2012-13. Of the 22 sports sponsored by the Conference, 15 witnessed at least half its teams participating in NCAA or other postseason action. The men sent 59 of a possible 101 teams into the postseason (58.4 percent), while the women sent 70 of a possible 114 teams (61.4 percent).



The culmination of the 2012 Pac-12 football season included a pair of BCS bowl wins as Pac-12 champion Stanford knocked off Wisconsin in the Rose Bowl and Oregon topped Kansas State in the Fiesta Bowl in a postseason that saw the Pac-12 send a record eight teams into bowl games. It was the third consecutive year that the Pac-12 had two teams participate in BCS bowls. Stanford, which claimed its first Pac-12 crown since 1999, posted its first Rose Bowl Game victory since 1972. Joining the Cardinal and Ducks on the bowl circuit were Oregon State (Valero Alamo Bowl), UCLA (Bridgepoint Education Holiday Bowl), USC (Hyundai Sun Bowl), Washington (MAACO Las Vegas Bowl), Arizona State (Kraft Fight Hunger Bowl) and Arizona (Gildan New Mexico Bowl). Oregon and Stanford finished among the top-10 in the final Associated Press poll, finishing second and seventh, respectively, while Oregon State ranked 20th.

In one of the closest league races in years, UCLA captured its 31st regular-season men's basketball title, and first since the 2008 season. The one-game separation between the top four teams was the closest since 1985. After 11 years in Los Angeles, the Pac-12 moved its postseason basketball tournament to Las Vegas and the MGM Grand Garden Arena where the Oregon Ducks won their third Pac-12 Tournament title, and first since 2007. The Ducks were the fifth different team over the last six years to capture the league's postseason crown. Joining Oregon in the NCAA Tournament were Arizona, California, Colorado and UCLA. Arizona and Oregon advanced to the Sweet 16, marking the first time the league placed two teams in regional semifinals since 2008. Also representing the Pac-12 in the postseason were NIT participants Arizona State, Stanford and Washington.

On the women's side, Pac-12 teams saw tremendous success with four teams earning NCAA Tournament bids and two more playing in the WNIT. California, who earned a share of the Pac-12 regular-season title, the program's first, advanced to its first-ever NCAA Women's Final Four. It was the sixth-straight year a Pac-12 team had advanced to the national semifinals. Stanford shared the regular-season crown and went on to claim the Pac-12 Tournament title at KeyArena in Seattle. Joining Cal and Stanford in the NCAA Tournament were Colorado, its first appearance in the Big Dance since 2004, and UCLA. In the WNIT, Utah lost by just three points in the title game.

The Conference has dominated the volleyball field, winning a record 14 NCAA titles in the sport since 1982. This past year was no different with seven teams earned NCAA Tournament bids, the 13th-consecutive year the Conference has sent at least six teams to the postseason event. Oregon represented the Pac-12 in the national championship match, making it the third-straight year a Conference team has played for the NCAA title. Stanford won its sixth Conference title in seven years.

UCLA won the Conference's 28th all-time NCAA baseball championship. The Pac-12's 28 titles in the sport are, by far, the most for any conference, with the SEC coming in second with 10. Four Pac-12 teams in total received NCAA Tournament bids, with Oregon and Arizona State joining the Bruins in the postseason, as did Oregon State, who advanced to Omaha, Neb., to play in the College World Series.

Without question, the Conference has dominated the softball field, winning 23 national championships in the sport since 1982, most recently capturing six in a row from 2006-11. Eight Pac-12 teams earned NCAA Tournament bids in 2013. It was the second year in a row for the Conference to have eight teams participate in the postseason. Arizona State and Washington both punched their tickets to the NCAA Women's College World Series, the 27th consecutive year the Conference

## 2013 Arizona Football Media Guide

has sent two teams to the WCWS.

Pac-12 members have won 309 NCAA team championships on the men's side, 88 more than the next closest conference. Men's NCAA crowns have come at a phenomenal rate for the Pac-12 - 16 basketball titles by six schools (more than any other conference), 53 tennis titles, 45 outdoor track & field crowns, and 28 baseball titles. Pac-12 members have won 25 of 44 NCAA titles in volleyball, 39 of 43 in water polo, 28 in skiing, and 23 in swimming & diving national championships.

Individually, the Conference has produced an impressive number of NCAA individual champions. Over 2,000 (2,123) individual crowns have been won by Pac-12 student-athletes over the years with 1,459 by male student-athletes.

On the women's side, the story is much the same. Since the NCAA began conducting women's championships 32 years ago, Pac-12 members have claimed at least four national titles in a single season on 23 occasions, including 13-consecutive years from 2000-2013. Overall, the Pac-12 has captured 150 NCAA women's titles, easily outdistancing the SEC, which is second, with 90. Pac-12 members have dominated a number of sports, winning 23 softball titles, 20 tennis crowns, 14 volleyball titles, 15 of the last 24 trophies in golf, and 13 in swimming & diving.

Pac-12 women student-athletes shine nationally on an individual basis, as well, having captured an unmatched 664 NCAA individual crowns, an average of nearly 21 championships per season.

### **Pac-12 Conference History**

The roots of the Pac-12 Conference date back 98 years to December 2, 1915, when the Pacific Coast Conference (PCC) was founded at a meeting at the Oregon Hotel in Portland, Ore. The original membership consisted of four schools - the University of California at Berkeley, the University of Washington, the University of Oregon, and Oregon State College (now Oregon State University). All still are charter members of the Conference.

Pacific Coast Conference play began in 1916 and, one year later, Washington State College (now Washington State University) was accepted into the league, with Stanford University following in 1918.

In 1922, the PCC expanded to eight teams with the admission of the University of Southern California (USC) and the University of Idaho. In 1924, the University of Montana joined the league roster, and in 1928, the PCC grew to 10 members with the addition of UCLA.

The Pacific Coast Conference competed as a 10-member league until 1950, with the exception of 1943-45 when World War II curtailed intercollegiate athletic competition to a minimum. During that time, the league's first commissioner was named. Edwin N. Atherton was Commissioner in 1940 and was succeeded by Victor O. Schmidt in 1944. In 1950, Montana resigned from the Conference and the PCC continued as a nine-team Conference through 1958.

In 1959, the PCC was dissolved and the Athletic Association of Western Universities (AAWU) was formed and Thomas J. Hamilton was appointed Commissioner of the new league. The original AAWU membership included California, Stanford, Southern California, UCLA and Washington. Washington State joined the membership in 1962, while Oregon and Oregon State joined in 1964. Under Hamilton's watch, the name Pacific-8 Conference was adopted in 1968. In 1971, Wiles Hallock took over as Commissioner of the Pac-8.

Ten years later, on July 1, 1978, the University of Arizona and Arizona State University were admitted to the league and the Pacific-10 Conference became a reality. In 1986-87, the league took on a new look, expanding to include 10 women's sports. Since then, the Conference has been considered the premiere league in women's athletics, securing the most NCAA titles in women's sports of any conference nearly every year.

Thomas C. Hansen was named the Commissioner of the Pac-10 in 1983, a role he would hold for 26 years until 2009. Hansen was succeeded by current Commissioner Larry Scott, who took on the new role in July 2009.

During the 2010-11 academic year, the University of Colorado accepted its invitation to join the Pac-12 on June 11, 2010, and on June 17, 2010, the University of Utah agreed to join the Conference. The Buffaloes and Utes officially became the 11th and 12th members of the Conference on July 1, 2011, the first additions to the league since 1978. Since 1978, member schools have won 274 NCAA titles, including 139 women's and 135 men's.

It was during that 2010-11 academic year that Scott helped deliver monumental changes that transformed the Conference into a modern 12-team league. The Conference expanded to add two more teams, agreed to equal revenue sharing for the first time in Conference history, created two divisions - the North and the South, for football only, established a Football Championship Game for the first time ever, secured a landmark media rights deal that dramatically increased national

exposure and revenue for each school, establishing the Pac-12 Networks and Pac-12 Digital Network that guaranteed enhanced exposure across all sports.

Currently, the Pac-12 sponsors 11 men's sports and 11 women's sports. Additionally, the Conference is a member of the Mountain Pacific Sports Federation (MPSF) in four other men's sports and three women's sports.

The Pac-12 Conference offices are located 25 miles east of San Francisco in Walnut Creek, Calif.



## 2013 FOOTBALL CHAMPIONSHIP

## 2013 Arizona Football Media Guide



### 2012-13 College Football Bowl Schedule

#### Bowl Game

	<b>Date/Time (ET)</b>	<b>Site</b>	<b>Matchup</b>	<b>Network</b>
<i>Gildan New Mexico</i>	Dec. 21 / 2 p.m.	<i>Albuquerque, N.M.</i>	<i>Pac-12 vs. MWC</i>	<i>ESPN</i>
<i>Las Vegas</i>	Dec. 21/3:30 p.m.	<i>Las Vegas, Nev.</i>	<i>Pac-12 vs. MWC</i>	<i>ABC</i>
Famous Idaho Potato	Dec. 21/5:30 p.m.	Boise, Idaho	MWC vs. MAC	ESPN
R+L Carriers New Orleans	Dec. 21/9 p.m.	New Orleans, La.	C-USA vs. Sun Belt	ESPN
Beef 'O' Brady's St. Petersburg	Dec. 23/2 p.m.	St. Petersburg, Fla.	C-USA vs. American	ESPN
Sheraton Hawaii	Dec. 24/8 p.m.	Honolulu, Hawaii	C-USA vs. MWC	ESPN
Little Caesars Pizza	Dec. 26/6p.m.	Detroit, Mich.	MAC vs. Big Ten	ESPN
S.D. County Credit Union Poinsettia	Dec. 26/9:30 p.m.	San Diego, Calif.	Army vs. MWC	ESPN
Military Bowl Presented By Northrop Grumman	Dec. 27/2:30 p.m.	Annapolis, Md.	C-USA vs. ACC	ESPN
Texas	Dec. 27/6 p.m.	Houston, Texas	Big Ten vs. Big 12	ESPN
<i>Kraft Fight Hunger</i>	<i>Dec. 27/9:30 p.m.</i>	<i>San Francisco, Calif.</i>	<i>Pac-12 vs. BYU</i>	<i>ESPN</i>
New Era Pinstripe	Dec. 28/12 p.m.	Bronx, N.Y.	American vs. Big 12	ESPN
Belk	Dec. 28/3:20 p.m.	Charlotte, N.C.	American vs. ACC	ESPN
Russell Athletic	Dec. 28/6:45 p.m.	Orlando, Fla.	American vs. ACC	ESPN
Buffalo Wild Wings	Dec. 28/10:15 p.m.	Tempe, Ariz.	Big Ten vs. Big 12	ESPN
Bell Helicopter Armed Forces	Dec. 30/11:45 a.m.	Fort Worth, Texas	MWC vs. Navy	ESPN
Franklin American Mortgage Music City	Dec. 30/3:15 p.m.	Nashville, Tenn.	SEC vs. ACC	ESPN
<i>Valero Alamo</i>	<i>Dec. 30/6:45 p.m.</i>	<i>San Antonio, Texas</i>	<i>Pac-12 vs. Big 12</i>	<i>ESPN</i>
<i>Holiday</i>	<i>Dec. 30/10:15 p.m.</i>	<i>San Diego, Calif.</i>	<i>Pac-12 vs. Big 12</i>	<i>ESPN</i>
AdvoCare V100	Dec. 31/12:30 p.m.	Shreveport, La.	ACC vs. SEC	ESPN
<i>Hyundai Sun</i>	<i>Dec. 31/2 p.m.</i>	<i>El Paso, Texas</i>	<i>Pac-12 vs. ACC</i>	<i>CBS</i>
AutoZone Liberty	Dec. 31/4 p.m.	Memphis, Tenn.	C-USA/American vs. SEC	ESPN
Chick-fil-A	Dec. 31/8 p.m.	Atlanta, Ga.	ACC vs. SEC	ESPN
TaxSlayer.com Gator	Jan. 1/12 p.m.	Jacksonville, Fla.	Big Ten vs. SEC	ESPN2
Heart of Dallas	Jan. 1/12 p.m.	Dallas, Texas	Big Ten vs. C-USA	ESPN
Capital One	Jan. 1/1 p.m.	Orlando, Fla.	Big Ten vs. SEC	ABC
Outback	Jan. 1/1 p.m.	Tampa, Fla.	Big Ten vs. SEC	ESPN
Rose Bowl Game presented by VIZIO	Jan. 1/5 p.m.	Pasadena, Calif.	BCS vs. BCS	ESPN
Tostitos Fiesta	Jan. 1 8:30 p.m.	Glendale, Ariz.	BCS vs. BCS	ESPN
Allstate Sugar	Jan. 2/8:30 p.m.	New Orleans, La.	BCS vs. BCS	ESPN
Discover Orange	Jan. 3/TBD	Miami, Fla.	BCS vs. BCS	ESPN
AT&T Cotton	Jan. 3/7:30 p.m.	Arlington, Texas	Big 12 vs. SEC	FOX
BBVA Compass	Jan. 4/1 p.m.	Birmingham, Ala.	SEC vs. American	ESPN
GoDaddy	Jan. 5/9 p.m.	Mobile, Ala.	Sun Belt vs. MAC	ESPN
VIZIO BCS National Championship	Jan. 6/8:30 p.m.	Pasadena, Calif.	BCS No. 1 vs. BCS No. 2	ESPN

Italicized: Pac-12 Bowl Game

## 2013 Arizona Football Media Guide

### Arizona Sports Hall of Fame

The University of Arizona Sports Hall of Fame was established in 1976 with a charter class of 22 and since has grown to accord nearly 350 individuals, teams and relays the highest honor given in UA athletics. Of those, some 70 have UA football in their resumes.

### Alphabetical HOF Roster

(FB lettermen in bold; induction year following each member)

### Jon Thaddeus Abbott, 1979

Abdi Abdirahman, 2004  
Chrissy Ahmann, 1997  
Leah O'Brien Amico, 2002  
Pam Tryon Ambrosio, 2002  
Malachi Andrews, 1979

### Mark Arneson, 1976

Jake Arnold, 2012  
Pat Arnold, 1976  
Marisa Baena, 2004  
Betty Barber, 1997  
Adia Barnes, 2003  
Ricky Barnes, 2008  
Lauren Bauer, 2006  
Anna Basaldua, 1998

### Michael Bates, 1999

Amanda Beard, 2008  
Mari Bailey Bell, 1980  
**Theopolis (T) Bell, 1979**  
David Berganio, 1998  
Lindsey Berryman, 2008  
Mike Bibby, 2006

### John Black, 1979

**Teddy Bland, 1980**  
Leon Blevins, 1985  
Beth Botsford, 2008

### Tony Bouie, 2000

Leah Braatz, 2003  
David Breen, 1993  
J.C. Broughton, 1999

### Ed Brown, 1997

Mary Kay Brown, 1993  
Dale E. Brumit, 1980  
Laurie Brunet, 1983

### Tedy Bruschi, 2000

Dana Burkholder, 2007  
Frank Busch, 2011  
Simon Burnett, 2011

### Ken Cardella, 1994

Marie Nicholson Carter, 1985  
Edward J. Caruthers, 1976  
Chad Carvin, 2001

### Chuck Cecil, 1993

Paul Chamberlain, 1996  
Kelly Chaplin, 1993  
Tara Chaplin, 2007

### Amy Chellebold, 2000

Brian A. Cheney, 1980  
Teresa Cherry, 1993  
Robert Cheseret, 2011

### Marguerite Chesney, 1976

Alix Creek Chesno, 2000  
Dick Clausen, 1998  
Wes Clements, 1986

### Carl W. Cooper, 1979

Lorraine Costanzo, 1991  
Candy Costie-Burke, 1990  
Martha Thomas Coutchie, 1990  
Jennifer Dalton (Hill), 2001  
Jenna Daniels, 2005

### Michael D. Dawson, 1978

Marc Davis, 1997  
Debby Day, 1997  
Rick Demont, 1999  
Cedric Dempsey, 1994  
Bill Dent, 1991

### George Di Carlo, 1990

Maxine McCain Dick, 1977

### Waldo M. Dicus, 1978

### James D. Donarski, 1992

Larry Dunn, 1987  
Allan Durden, 1991

### James Elliott Duseath, 1978

Andrea Neary Dutoit, 2006  
Bob Elliott, 1982  
Sean Elliott, 1994

Matt Encinas, 1995

Fred A. Enke, 1976

### Fred W. Enke, 1976

Scott Erickson, 1998

### Byron Evans, 1992

Nancy Evans, 2003

Rand Evett, 2005

Claire Febvay, 2010

Lyndon Ferns, 2011

Irma Ficzeri, 1981

### John Fina, 2002

Jennie Finch, 2007

Albert Fleming Jr., 1978

John Fouse, 1995

Stacey Fowlkes, 1998

Terry Francona, 1985

Jim Furyk, 1997

Dale Frederick, 2000

Robert Gamez, 1995

Jason Gardner, 2008

Carla Garrett, 1996

Jeanne Doyle Garrett, 1995

Jim Gault, 2003

### Martin Gentry, 1978

George Genung, 1997

F.T. (Limey) Gibbings, 1977

Ina Gittings, 1976

Matt Giusto, 1993

Kim Glass, 2011

Brianna Glenn, 2007

John Glenn, 2004

Russ Gragg, 2004

### Jason Wilbur Greer, 2006

### Tom C. Greenfield, 1980

### Rollin T. Gridley, 1982

Richard Griesser, 2003

Natalie Gulbis, 2010

Kristi Gunning, 2006

Walter "Chip" Hale, 1994

Alan Hall, 1996

Joan Hansen, 1987

Joy Hansen, 1989

### Bill Hargis, 1988

Ronald W. Hassey, 1981

### Burrell R. Hatcher, 1986

Paul Hatcher, 1993

James H. Hearon, 1987

Jamie Heggen, 1998

Ronald C. Henderson, 1981

Gilbert Heredia, 1994

### Joe Hernandez, 1978

### Bruce A. Hill, 1981

Mary Hines, 1987

Trevor Hoffman, 2011

### Thomas "Shanty" Hogan, '95

Alicia Hollowell, 2011

Mary Cunningham Hoover, 2008

Gayle P. Hopkins, 1976

Heidi Hornbeek, 2005

Derek Huff, 1994

Tanya Hughes, 1999

### Ricky C. Hunley, 1989

Thom Hunt, 1986

### Marty Hurd, 2008

Marie Jacks, 1976

Bob Jackson, 2010

Pat Jackson, 2001

Trina Jackson, 2005

Richard Jefferson, 2010

Alison Johnson McCutcheon, 2004

Chris Johnson, 1985

Diane C. Johnson, 1987

R. Drue Johnson, 1990

Katrena Johnson, 1992

Roger E. Johnson, 1977

Scot Bryan Johnson, 1995

### Vance Johnson, 1991

Karl Johnstone, 1983

Lovieanne Jung, 2008

Caren Kemner, 1992

Steve Kerr, 1993

Jerry Kindall, 1996

Martina Koch, 1995

Martin Keino, 2000

Denali Knapp Garcia, 2006

Lawrence Lee Kreigbaum, 1983

Kathleen Ann Krucker, 1994

Dr. Emil L. Larson, 1979

Donald Edward Lee, 1981

Craig Lefferts, 1985

### Henry E. (Hank) Leiber, 1977

William J. Lenoir, 1977

Eddie Leon, 1976

C. Zaner (Zip) Leshner, 1982

### Darryll Lewis, 1995

### Leon Fred Levy, 1978

Leta Lindley, 1999

Amy Linnen, 2009

### Warren Livingston, 1991

Kenny Lofton, 1995

### Bill Lueck, 1984

### Art Luppino, 1976

Elizabeth Ann (Beth) Lutz, 1981

### Chris McAlister, 2003

Nancy MacBeth, 1991

### Harold A. McClellan, 1980

Ernie McCray, 1988

James F. (Pop) McKale, 1976

Melissa McLinden, 1991

Carla Garrett, 1996

### Herbert "Red" Mann, 2002

Robin Marks, 2002

Toni Mascarenas, 2006

Emily Mason, 2010

Omar Ojeda, 2008

Michelle Oldham, 2000

Julie Olson, 2004

### Orville (Speedy) McPherson, 1981

Joe Magrane, 1992

Jane Martindell, 1996

Donna Mayhew, 1989

### Steve McLaughlin, 2000

Eric Meeks, 1993

Harry Messick, 2006

Whitney Meyers, 2012

Esko Mikkola, 2005

Chris Mills, 2000

Jody Miller Pruitt, 1998

Michelle Mitchell, 1988

Diane Monty, 1996

Anita Moss, 1989

Charles Mosse, 1993

Dave Murray, 2002

Robert Murray, 2003

Lou Myers, 1984

Chris Nallen, 2009

Bill Nelson, 1997

Patrick Nduwimana, 2006

Ryk Neethling, 2005

### Walter R. Nielsen, 1976

Michael Earl Nolan, 1996

### Dennis Northcutt, 2006

Ed Nymeyer, 1997

Lorena Ochoa, 2009

### Hubert Oliver, 1985

Gerald A. (Tex) Oliver, 1980

Lute Olson, 2009

Helen Edwards Osbourne, 1982

### Glenn Parker, 2001

Susie Parra, 1999

### Harold (Porque) Patten, 1984

Christian Pena, 1996

Martin Pepper, 2001

Seth Pepper, 1998

Mary Pilgrim, 1978

Leticia Pineda, 2004

Mariusz Podkosielnny, 1997

Dan Pohl, 1985

Shawntinice Polks, 2011

Don Pooley, 1984

### W. Asa Porter, 1987

Joan McCormick Powell, 1994

Steve Powers, 1994

Ted Purdy, 2005

Aaron Ramirez, 1992

Hadie Redd, 1992

Khalid Reeves, 2001

Meg Ritchie, 1988

### Lincoln A. Richmond, 1977

Adam Ritter, 2012

### Randy Robbins, 1990

Mary Pavlich Roby, 1989

Harry Rudolph, 1998

Tracy Ruiz-Comforto, 1990

### Robert P. Ruman, 1980

Gary Rushing, 1989

Warren Stanford Rustand, 1978

Rory Sabbatini, 2004

### John Byrd Salmon, 1976

### Clarence (Bud) Sample, 1988

Frank Sancel, 1976

Roland Schoeman, 2007

Joan Scott, 1992

John P. Schaefer, 1997

Tim Shaw, 1994

Charles Shoemaker, 1991

Larry Silveira, 1993

Miles Simon, 2005

### Chris Singleton, 1995

Joseph G. Skaisgir, 1977

Amy Skieresz, 2004

Brenda Sleuwenhoeke, 1999

### Alter Louis Slonaker, 1976

### Bronco M. Smiland, 1980

Marshi Smith, 2011

J.T. Snow, 2009

Frank Snowden, 1988

Frank W. Soltys, 1988

Orton Craig Sorensen, 1999

Annika Sorenstam, 1999

Mike Springer, 1993

Julie Standering, 1996

### Henry R. Stanton, 1976

Damon Stoudamire, 2000

David W. Stegman, 1981

Jerry Stiitt, 2007

### Robert Svob, 1985

Albert Sye, 2001

Ashley Tappin, 2002

Carl L. Thomas, 1977

Edward Thomas, 1990

### Robert Lee Thompson, 1979

Sara Tolar, 2007

### Joe Toffemire, 1994

Harold Tovrea, 1987

Charles S. Tribolet, 1978

John Tushaus, 1977

Morris K. (Mo) Udall, 1977

### Elmer F. Vickers Jr., 1977

Patricia Vold, 1995

Ed Vosberg, 2000

Ruth Waithera-Nganga, 1990

### Rob Waldrop, 1998

### Jackie Wallace, 1983

Luke Walton, 2010

Laura Espinoza Watson, 2000

### Edward A. Wilson, 1980

### Edward Wolgast, 1989

Sidney Sterling Woods, 1978

George R. Young, 1976

### Jim Young, 1996

Manny Zerman, 1998

### Maximiano J. Zendejas, 1999</